



# BEACH TENNIS

RESULTS  
BOOK

3<sup>rd</sup>

MEDITERRANEAN  
BEACH GAMES



HERAKLION





## Medal Standings

As of SAT 16 SEP 2023 at 17:40

After 3 of 3 events

Rank	Country	Men				Women				Mixed				Total				Rank by total	
		G	S	B	Tot	G	S	B	Tot	G	S	B	Tot	G	S	B	Tot		
1	ITA - Italy			1	1	1			1	1	1			2	2	1	1	4	1
2	FRA - France	1			1		1		1						1	1		2	3
3	ESP - Spain		1		1			1	1			1	1		1	2	3	3	2
	<b>Total:</b>	<b>1</b>	<b>1</b>	<b>1</b>	<b>3</b>	<b>1</b>	<b>1</b>	<b>1</b>	<b>3</b>	<b>1</b>	<b>1</b>	<b>1</b>	<b>3</b>	<b>3</b>	<b>3</b>	<b>3</b>	<b>9</b>		

### LEGEND

= Equal indicates the same rank      B Bronze      G Gold      S Silver  
Tot Total



## Medallists by event

As of SAT 16 SEP 2023 at 17:55

After 3 of 3 events

Event Name	Date	Medal	Name	CTRY Code
Women Doubles	SAT 16 SEP 2023	GOLD	DAINA Flaminia NOBILE Nicole	ITA
		SILVER	HOARAU Claude HOARAU Mathilde	FRA
		BRONZE	COSTA GRAELL Ariadna FERNANDEZ PALOS Eva	ESP
Men Doubles	SAT 16 SEP 2023	GOLD	GIANOTTI Nicolas GUEGANO Mathieu	FRA
		SILVER	RAMOS VIERA Antonio Miquel RODRIGUEZ QUEROL Gerard	ESP
		BRONZE	BECCACCIOLI Dorianio GIOVANNINI Tommaso	ITA
Mixed Doubles	FRI 15 SEP 2023	GOLD	BECCACCIOLI Dorianio GASPARRI Giulia	ITA
		SILVER	BOLLETTINARI Diego NOBILE Nicole	ITA
		BRONZE	FERNANDEZ PALOS Eva RAMOS VIERA Antonio Miquel	ESP



### Team Medallists

Medal	CTRY	Name
GOLD	ITA - Italy	DAINA Flaminia NOBILE Nicole
SILVER	FRA - France	HOARAU Claude HOARAU Mathilde
BRONZE	ESP - Spain	COSTA GRAELL Ariadna FERNANDEZ PALOS Eva

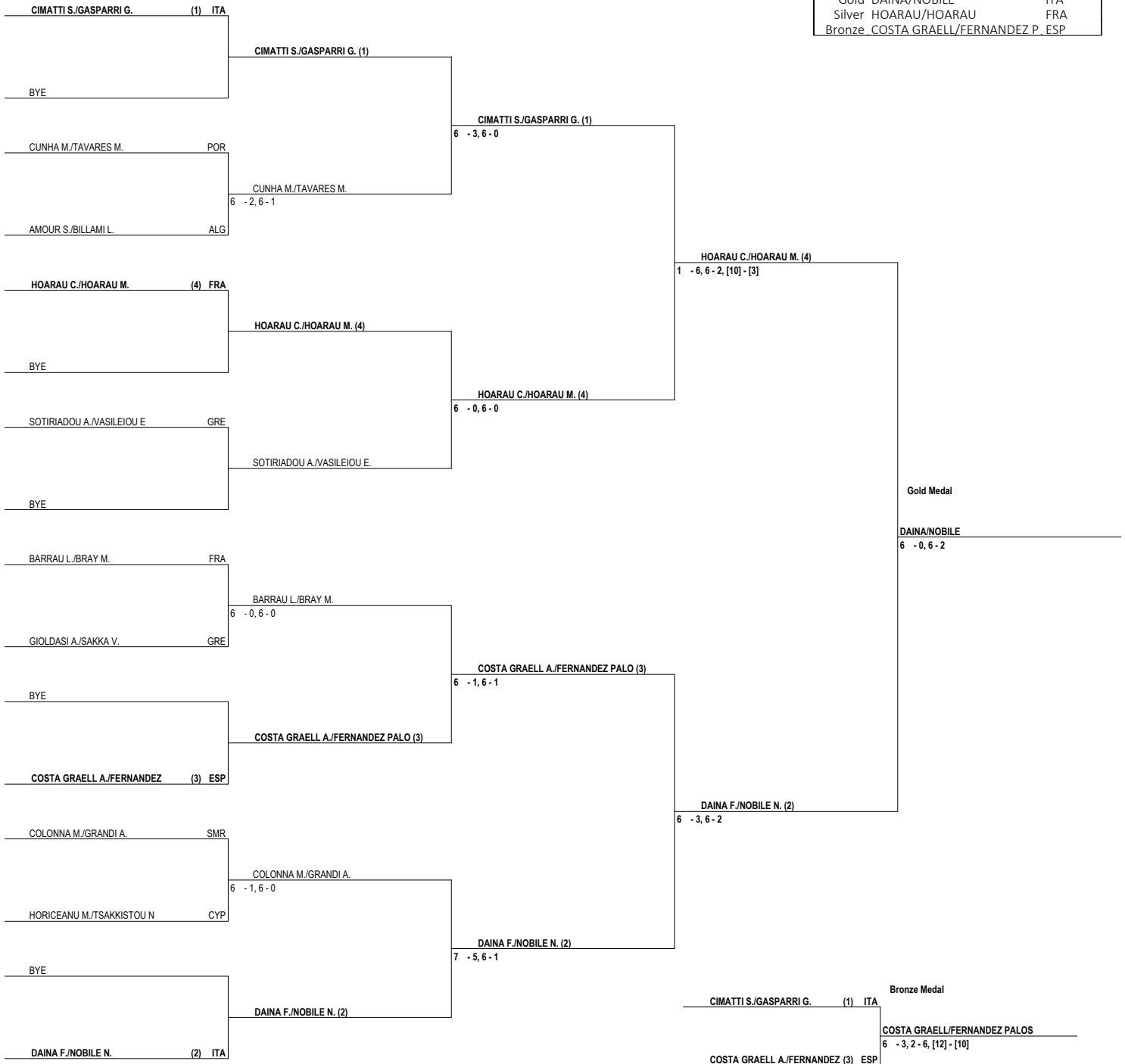




**Draw**  
As of SAT 16 SEP 2023 at 17:44

Rank Round 1 Seed NOC Quarter-finals Semi-finals Gold-medal Match

CLASSIFICATION		
Gold	DAINA/NOBILE	ITA
Silver	HOARAU/HOARAU	FRA
Bronze	COSTA GRAELL/FERNANDEZ P.	ESP



**LEGEND**

ALT Alternate W/O Walk-Over



THU 14 SEP 2023

Scorecard - Double

W	CUNHA Manuela Cristina TAVARES Maria	POR	6	6
	AMOUR Samara BILLAMI Lydia	ALG	2	1
Match duration: 00h56min			30min	26min

Court	COURT 1	Scoring Rule	Match Tie-Break (No
Chair Umpire		Match Code	WD009
Started	17:02	Finished	17:58

1st Set

Game 1: AMOUR Samara															CC/TM	AA/BL	☀
1	2	3	4	5											1	0	
Game 2: CUNHA Manuela Cristina															CC/TM	AA/BL	
6	7	8	9	10	11										2	0	
Game 3: AMOUR Samara															CC/TM	AA/BL	
12	13	14	15	16	17										2	1	
Game 4: CUNHA Manuela Cristina															CC/TM	AA/BL	
18	19	20	21												3	1	
Game 5: AMOUR Samara															CC/TM	AA/BL	
22	23	24	25	26	27	28									3	2	
Game 6: CUNHA Manuela Cristina															CC/TM	AA/BL	
29	30	31	32	33	34										4	2	
Game 7: AMOUR Samara															CC/TM	AA/BL	☀
35	36	37	38	39											5	2	
Game 8: CUNHA Manuela Cristina															CC/TM	AA/BL	
40	41	42	43	44	45	46									6	2	

2nd Set

Game 1: AMOUR Samara															CC/TM	AA/BL	☀
47	48	49	50												1	0	
Game 2: CUNHA Manuela Cristina															CC/TM	AA/BL	☀
51	52	53	54	55	56	57									1	1	





THU 14 SEP 2023

Scorecard - Double

Game 3: AMOUR Samara														CC/TM	AA/BL		
															2	1	
58	59	60	61	62	63	64											
Game 4: CUNHA Manuela Cristina														CC/TM	AA/BL		
															3	1	
65	66	67	68	69	70												
Game 5: AMOUR Samara														CC/TM	AA/BL		
															4	1	
71	72	73	74														
Game 6: CUNHA Manuela Cristina														CC/TM	AA/BL		
															5	1	
75	76	77	78	79													
Game 7: AMOUR Samara														CC/TM	AA/BL		
															6	1	
80	81	82	83	84													

LEGEND			
Ace	Service Fault		
	Winner		





THU 14 SEP 2023

Scorecard - Double

W	<b>BARRAU Lola</b> <b>BRAY Maire</b>	FRA	6	6
	GIOLDASI Anastasia SAKKA Vasiliki	GRE	0	0
Match duration: 00h34min			16min	18min

Court	COURT 3	Scoring Rule	Match Tie-Break (No
Chair Umpire		Match Code	WD012
Started	09:55	Finished	10:37

1st Set

Game	Player	BB/BM	GG/SV
Game 1	GIOLDASI Anastasia	1	0
Game 2	BARRAU Lola	2	0
Game 3	GIOLDASI Anastasia	3	0
Game 4	BARRAU Lola	4	0
Game 5	GIOLDASI Anastasia	5	0
Game 6	BARRAU Lola	6	0

2nd Set

Game	Player	BB/BM	GG/SV
Game 1	GIOLDASI Anastasia	1	0
Game 2	BARRAU Lola	2	0
Game 3	GIOLDASI Anastasia	3	0
Game 4	BARRAU Lola	4	0



THU 14 SEP 2023

Scorecard - Double

Game 5: GIOLDASI Anastasia																BB/BM	GG/SV	
																5	0	
57	58	59	60	61														

Game 6: BARRAU Lola																BB/BM	GG/SV	
																6	0	
62	63	64	65	66	67	68												

**LEGEND**

Ace	Service Fault	Point to receiver	Point to server
Service Break	Winner		





THU 14 SEP 2023

Scorecard - Double

W	COLONNA Marika GRANDI Alice	SMR	6	6
	HORICEANU Mihaela Christina TSAKKISTOU Narianna	CYP	1	0
		Match duration: 00h42min	25min	17min

Court	COURT 3	Scoring Rule	Match Tie-Break (No
Chair Umpire		Match Code	WD014
Started	10:48	Finished	11:30


1st Set


Game 1: HORICEANU Mihaela Christina		CC/GA	HH/TN
		1	0


Game 2: COLONNA Marika		CC/GA	HH/TN
		2	0

Game 3: HORICEANU Mihaela Christina		CC/GA	HH/TN
		3	0

Game 4: COLONNA Marika		CC/GA	HH/TN
		4	0

Game 5: HORICEANU Mihaela Christina		CC/GA	HH/TN
		5	0

Game 6: COLONNA Marika		CC/GA	HH/TN
		5	1

Game 7: HORICEANU Mihaela Christina		CC/GA	HH/TN
		6	1

2nd Set

Game 1: COLONNA Marika		CC/GA	HH/TN
		1	0

Game 2: HORICEANU Mihaela Christina		CC/GA	HH/TN
		2	0

Game 3: COLONNA Marika		CC/GA	HH/TN
		3	0

BTEWDOUBLES-----8FNL000700--\_65B 1.0

Report Created THU 14 SEP 2023 11:32

Page 1 / 2

Timing by TimeTronics - www.timetrionics.be / Data Processing by Microplus - www.microplus.it



THU 14 SEP 2023

Scorecard - Double

Game 4: HORICEANU Mihaela Christina															CC/GA	HH/TN	
A															4	0	
54	55	56	57	58													
Game 5: COLONNA Marika															CC/GA	HH/TN	
		A													5	0	
59	60	61	62	63	64	65											
Game 6: HORICEANU Mihaela Christina															CC/GA	HH/TN	
															6	0	
66	67	68	69	70													

**LEGEND**

Ace	Service Fault	Point to receiver	Point to server
Service Break	Winner		





FRI 15 SEP 2023

### Scorecard - Double

<b>W</b>	<b>CIMATTI Sofia</b>	<b>ITA</b>	<b>6</b>	<b>6</b>
	<b>GASPARRI Giulia (1)</b>			
	CUNHA Manuela Cristina	POR	3	0
	TAVARES Maria			
Match duration: 00h54min			34min	20min

Court	COURT 3	Scoring Rule	Match Tie-Break (No)
Chair Umpire		Match Code	WD004
Started	11:11	Finished	12:05

#### 1st Set

<b>Game 1: CIMATTI Sofia</b>															CC/GG	CC/TM
															1	0
1	2	3	4	5	6											
<b>Game 2: CUNHA Manuela Cristina</b>															CC/GG	CC/TM
															1	1
7	8	9	10	11	12	13										
<b>Game 3: GASPARRI Giulia</b>															CC/GG	CC/TM
															2	1
14	15	16	17	18	19											
<b>Game 4: CUNHA Manuela Cristina</b>															CC/GG	CC/TM
															2	2
20	21	22	23	24	25	26										
<b>Game 5: GASPARRI Giulia</b>															CC/GG	CC/TM
															3	2
27	28	29	30	31												
<b>Game 6: CUNHA Manuela Cristina</b>															CC/GG	CC/TM
															4	2
32	33	34	35	36	37											
<b>Game 7: GASPARRI Giulia</b>															CC/GG	CC/TM
															4	3
38	39	40	41	42	43	44										
<b>Game 8: CUNHA Manuela Cristina</b>															CC/GG	CC/TM
															5	3
45	46	47	48	49	50	51										
<b>Game 9: GASPARRI Giulia</b>															CC/GG	CC/TM
															6	3
52	53	54	55	56	57											

#### 2nd Set

<b>Game 1: CUNHA Manuela Cristina</b>															CC/GG	CC/TM
															1	0
58	59	60	61	62												

BTEWDOUBLES-----QFNL000100--\_65B 1.0

Report Created FRI 15 SEP 2023 12:07

Page 1 / 2

Timing by TimeTronics - www.timetrronics.be / Data Processing by Microplus - www.microplus.it





FRI 15 SEP 2023

Scorecard - Double

Game 2: GASPARRI Giulia

														CC/GG	CC/TM	
															2	0
63	64	65	66	67	68	69										

Game 3: CUNHA Manuela Cristina

														CC/GG	CC/TM	
															3	0
70	71	72	73	74	75	76										

Game 4: GASPARRI Giulia

														CC/GG	CC/TM	
															4	0
77	78	79	80	81												

Game 5: CUNHA Manuela Cristina

														CC/GG	CC/TM	
															5	0
82	83	84	85													

Game 6: GASPARRI Giulia

														CC/GG	CC/TM	
															6	0
86	87	88	89	90	91											

LEGEND

- Ace
- Service Break
- Service Fault
- Winner
- Point to receiver
- Point to server



FRI 15 SEP 2023

Scorecard - Double

W	<b>HOARAU Claude</b> <b>HOARAU Mathilde (4)</b>	FRA	6	6
	SOTIRIADOU Aspasia VASILEIOU Eftychia Maria	GRE	0	0
Match duration: 00h23min			7min	16min

Court	COURT 2	Scoring Rule	Match Tie-Break (No
Chair Umpire		Match Code	WD005
Started	15:44	Finished	16:07

1st Set

Game 1: SOTIRIADOU Aspasia HH/HM SS/VE

	<table border="1" style="float: right;"> <tr><td>1</td><td>0</td></tr> </table>	1	0
1	0		

Game 2: HOARAU Claude HH/HM SS/VE

	<table border="1" style="float: right;"> <tr><td>2</td><td>0</td></tr> </table>	2	0
2	0		

Game 3: SOTIRIADOU Aspasia HH/HM SS/VE

	<table border="1" style="float: right;"> <tr><td>3</td><td>0</td></tr> </table>	3	0
3	0		

Game 4: HOARAU Claude HH/HM SS/VE

	<table border="1" style="float: right;"> <tr><td>4</td><td>0</td></tr> </table>	4	0
4	0		

Game 5: SOTIRIADOU Aspasia HH/HM SS/VE

	<table border="1" style="float: right;"> <tr><td>5</td><td>0</td></tr> </table>	5	0
5	0		

Game 6: HOARAU Claude HH/HM SS/VE

	<table border="1" style="float: right;"> <tr><td>6</td><td>0</td></tr> </table>	6	0
6	0		

2nd Set

Game 1: SOTIRIADOU Aspasia HH/HM SS/VE

	<table border="1" style="float: right;"> <tr><td>1</td><td>0</td></tr> </table>	1	0
1	0		

Game 2: HOARAU Claude HH/HM SS/VE

	<table border="1" style="float: right;"> <tr><td>2</td><td>0</td></tr> </table>	2	0
2	0		

Game 3: SOTIRIADOU Aspasia HH/HM SS/VE

	<table border="1" style="float: right;"> <tr><td>3</td><td>0</td></tr> </table>	3	0
3	0		

Game 4: HOARAU Claude HH/HM SS/VE

	<table border="1" style="float: right;"> <tr><td>4</td><td>0</td></tr> </table>	4	0
4	0		



FRI 15 SEP 2023

Scorecard - Double

Game 5: SOTIRIADOU Aspasia															HH/HM	SS/VE	
															5	0	
44	45	46	47	48													
Game 6: HOARAU Claude															HH/HM	SS/VE	
															6	0	
49	50	51	52	53	54	55											

**LEGEND**

Ace	Service Fault		
	Winner		





FRI 15 SEP 2023

Scorecard - Double

	BARRAU Lola BRAY Maire	FRA	1	1
W	COSTA GRAELL Ariadna FERNANDEZ PALOS Eva (3)	ESP	6	6
Match duration: 00h51min			25min	26min

Court	COURT 1	Scoring Rule	Match Tie-Break (No
Chair Umpire		Match Code	WD006
Started	09:58	Finished	10:49

1st Set

**Game 1: BARRAU Lola** BB/BM CC/FE 0 1

**Game 2: COSTA GRAELL Ariadna** BB/BM CC/FE 0 2

**Game 3: BRAY Maire** BB/BM CC/FE 0 3

**Game 4: COSTA GRAELL Ariadna** BB/BM CC/FE 0 4

**Game 5: BRAY Maire** BB/BM CC/FE 1 4

**Game 6: COSTA GRAELL Ariadna** BB/BM CC/FE 1 5

**Game 7: BRAY Maire** BB/BM CC/FE 1 6

2nd Set

**Game 1: COSTA GRAELL Ariadna** BB/BM CC/FE 0 1

**Game 2: BRAY Maire** BB/BM CC/FE 0 2

**Game 3: COSTA GRAELL Ariadna** BB/BM CC/FE 0 3

BTEWDOUBLES-----QFNL000300--\_65B 1.0

Report Created FRI 15 SEP 2023 10:55

Page 1 / 2

Timing by TimeTronics - www.timetrronics.be / Data Processing by Microplus - www.microplus.it



FRI 15 SEP 2023

Scorecard - Double

Game 4: BRAY Maire

														BB/BM	CC/FE		
															0	4	
53	54	55	56	57	58												

Game 5: COSTA GRAELL Ariadna

														BB/BM	CC/FE		
															0	5	
59	60	61	62	63	64	65											

Game 6: BRAY Maire

														BB/BM	CC/FE		
															1	5	
66	67	68	69	70	71												

Game 7: COSTA GRAELL Ariadna

														BB/BM	CC/FE		
															1	6	
72	73	74	75	76	77	78											

LEGEND

- Ace
- Service Fault
- Winner
- Point to receiver
- Point to server
- Service Break



FRI 15 SEP 2023

Scorecard - Double

	COLONNA Marika GRANDI Alice	SMR	5	1
<b>W</b>	<b>DAINA Flaminia NOBILE Nicole (2)</b>	<b>ITA</b>	<b>7</b>	<b>6</b>
Match duration: 01h02min			38min	24min

Court	COURT 3	Scoring Rule	Match Tie-Break (No)
Chair Umpire		Match Code	WD007
Started	10:01	Finished	11:03

1st Set

Game	Player	CC/GA	DD/NN
Game 1	COLONNA Marika	1	0
Game 2	DAINA Flaminia	1	1
Game 3	GRANDI Alice	1	2
Game 4	DAINA Flaminia	1	3
Game 5	GRANDI Alice	1	4
Game 6	DAINA Flaminia	2	4
Game 7	GRANDI Alice	3	4
Game 8	DAINA Flaminia	3	5
Game 9	GRANDI Alice	4	5
Game 10	DAINA Flaminia	5	5



FRI 15 SEP 2023

Scorecard - Double

Game	Player	CC/GA	DD/NN
Game 11	GRANDI Alice	5	6
Game 12	DAINA Flaminia	5	7
<b>2nd Set</b>			
Game 1	GRANDI Alice	0	1
Game 2	DAINA Flaminia	1	1
Game 3	GRANDI Alice	1	2
Game 4	DAINA Flaminia	1	3
Game 5	GRANDI Alice	1	4
Game 6	DAINA Flaminia	1	5
Game 7	GRANDI Alice	1	6

**LEGEND**

Ace	Service Fault	Point to receiver	Point to server
Service Break	Winner		



SAT 16 SEP 2023

Scorecard - Double

	CIMATTI Sofia GASPARRI Giulia (1)	ITA	6	2	[3]
<b>W</b>	<b>HOARAU Claude</b> <b>HOARAU Mathilde (4)</b>	<b>FRA</b>	<b>1</b>	<b>6</b>	<b>[10]</b>
Match duration: 00h54min			19min	25min	10min

Court	COURT 1	Scoring Rule	Match Tie-Break (No
Chair Umpire		Match Code	WD002
Started	10:05	Finished	11:00

1st Set

**Game 1: HOARAU Claude** CC/GG HH/HM 1 0

**Game 2: CIMATTI Sofia** CC/GG HH/HM 2 0

**Game 3: HOARAU Claude** CC/GG HH/HM 3 0

**Game 4: CIMATTI Sofia** CC/GG HH/HM 4 0

**Game 5: HOARAU Claude** CC/GG HH/HM 5 0

**Game 6: CIMATTI Sofia** CC/GG HH/HM 5 1

**Game 7: HOARAU Claude** CC/GG HH/HM 6 1

2nd Set

**Game 1: CIMATTI Sofia** CC/GG HH/HM 1 0

**Game 2: HOARAU Claude** CC/GG HH/HM 1 1

**Game 3: CIMATTI Sofia** CC/GG HH/HM 1 2

BTEWDOUBLES-----SFNL000100--\_65B 1.0

Report Created SAT 16 SEP 2023 10:04

Page 1 / 2

Timing by TimeTronics - www.timetrronics.be / Data Processing by Microplus - www.microplus.it





SAT 16 SEP 2023

Scorecard - Double

Game 4: HOARAU Claude														CC/GG	HH/HM
														1	3
56	57	58	59	60	61	62									
Game 5: CIMATTI Sofia														CC/GG	HH/HM
														1	4
63	64	65	66	67	68										
Game 6: HOARAU Claude														CC/GG	HH/HM
														1	5
69	70	71	72	73	74										
Game 7: CIMATTI Sofia														CC/GG	HH/HM
														1	6
75	76	77	78	79											
3rd Set															
Game 1: CIMATTI Sofia														CC/GG	HH/HM
														0	1
81	82			85	86			89	90						
Game 1: HOARAU Claude														CC/GG	HH/HM
														(3)	(10)
80		83	84			87	88								

LEGEND			
Ace	Service Fault		
Service Break	Winner		





SAT 16 SEP 2023

Scorecard - Double

	COSTA GRAELL Ariadna FERNANDEZ PALOS Eva (3)	ESP	3	2
<b>W</b>	<b>DAINA Flaminia</b> <b>NOBILE Nicole (2)</b>	<b>ITA</b>	<b>6</b>	<b>6</b>
Match duration: 01h02min			32min	30min

Court	COURT 2	Scoring Rule	Match Tie-Break (No
Chair Umpire		Match Code	WD003
Started	10:06	Finished	11:08

1st Set

Game	Player	CC/FE	DD/NN
Game 1	COSTA GRAELL Ariadna	1	0
Game 2	DAINA Flaminia	1	1
Game 3	FERNANDEZ PALOS Eva	2	1
Game 4	DAINA Flaminia	3	1
Game 5	FERNANDEZ PALOS Eva	3	2
Game 6	DAINA Flaminia	3	3
Game 7	FERNANDEZ PALOS Eva	3	4
Game 8	DAINA Flaminia	3	5
Game 9	FERNANDEZ PALOS Eva	3	6

2nd Set

Game	Player	CC/FE	DD/NN
Game 1	DAINA Flaminia	0	1

BTEWDOUBLES-----SFNL000200--\_65B 1.0

Report Created SAT 16 SEP 2023 10:11

Page 1 / 2

Timing by TimeTronics - www.timetrronics.be / Data Processing by Microplus - www.microplus.it



SAT 16 SEP 2023

Scorecard - Double

Game 2: FERNANDEZ PALOS Eva

												CC/FE	DD/NN		
													0	2	
60	61	62	63	64	65										

Game 3: DAINA Flaminia

												CC/FE	DD/NN		
													1	2	
66	67	68	69	70	71	72									

Game 4: FERNANDEZ PALOS Eva

												CC/FE	DD/NN		
													1	3	
73	74	75	76	77											

Game 5: DAINA Flaminia

												CC/FE	DD/NN		
													2	3	
78	79	80	81	82											

Game 6: FERNANDEZ PALOS Eva

												CC/FE	DD/NN		
													2	4	
83	84	85	86	87	88										

Game 7: DAINA Flaminia

												CC/FE	DD/NN		
													2	5	
89	90	91	92	93	94										

Game 8: FERNANDEZ PALOS Eva

												CC/FE	DD/NN		
													2	6	
95	96	97	98	99	100										

LEGEND

- Ace
- Service Fault
- Service Break
- Winner
- Point to receiver
- Point to server



SAT 16 SEP 2023

Scorecard - Double

	HOARAU Claude HOARAU Mathilde (4)	FRA	0	2
<b>W</b>	<b>DAINA Flaminia</b> <b>NOBILE Nicole (2)</b>	<b>ITA</b>	<b>6</b>	<b>6</b>
Match duration: 01h04min			29min	35min

Court	COURT 1	Scoring Rule	Match Tie-Break (No
Chair Umpire		Match Code	WD000
Started	15:04	Finished	16:08

1st Set

Game	Player	HH/HM	DD/NN
Game 1	DAINA Flaminia	0	1
Game 2	HOARAU Claude	0	2
Game 3	DAINA Flaminia	0	3
Game 4	HOARAU Claude	0	4
Game 5	DAINA Flaminia	0	5
Game 6	HOARAU Claude	0	6

2nd Set

Game	Player	HH/HM	DD/NN
Game 1	DAINA Flaminia	1	0
Game 2	HOARAU Claude	1	1
Game 3	DAINA Flaminia	2	1
Game 4	HOARAU Claude	2	2

BTEWDOUBLES-----FNL-000100--\_65B 1.0

Report Created SAT 16 SEP 2023 16:12

Page 1 / 2

Timing by TimeTronics - www.timetrronics.be / Data Processing by Microplus - www.microplus.it



SAT 16 SEP 2023

Scorecard - Double

Game 5: DAINA Flaminia														HH/HM	DD/NN	
															2	3
65	66	67	68	69	70	71										
Game 6: HOARAU Claude														HH/HM	DD/NN	
															2	4
72	73	74	75	76	77											
Game 7: DAINA Flaminia														HH/HM	DD/NN	
															2	5
78	79	80	81	82												
Game 8: HOARAU Claude														HH/HM	DD/NN	
															2	6
83	84	85	86	87												

**LEGEND**

Ace	Service Fault		
	Winner		





SAT 16 SEP 2023

Scorecard - Double

	CIMATTI Sofia GASPARRI Giulia (1)	ITA	3	6	[10]
<b>W</b>	<b>COSTA GRAELL Ariadna</b> <b>FERNANDEZ PALOS Eva (3)</b>	<b>ESP</b>	<b>6</b>	<b>2</b>	<b>[12]</b>
Match duration: 01h06min			25min	25min	16min

Court	COURT 2	Scoring Rule	Match Tie-Break (No
Chair Umpire		Match Code	WD001
Started	14:39	Finished	15:45

1st Set

**Game 1: CIMATTI Sofia** CC/GG CC/FE 0 1

**Game 2: COSTA GRAELL Ariadna** CC/GG CC/FE 1 1

**Game 3: GASPARRI Giulia** CC/GG CC/FE 1 2

**Game 4: COSTA GRAELL Ariadna** CC/GG CC/FE 1 3

**Game 5: GASPARRI Giulia** CC/GG CC/FE 1 4

**Game 6: COSTA GRAELL Ariadna** CC/GG CC/FE 2 4

**Game 7: GASPARRI Giulia** CC/GG CC/FE 3 4

**Game 8: COSTA GRAELL Ariadna** CC/GG CC/FE 3 5

**Game 9: GASPARRI Giulia** CC/GG CC/FE 3 6

2nd Set

**Game 1: COSTA GRAELL Ariadna** CC/GG CC/FE 1 0

BTEWDOUBLES-----FNL-000200--\_65B 1.0

Report Created SAT 16 SEP 2023 15:51

Page 1 / 2

Timing by TimeTronics - www.timetrronics.be / Data Processing by Microplus - www.microplus.it



SAT 16 SEP 2023

Scorecard - Double

Game 2: GASPARRI Giulia																CC/GG	CC/FE	
[diagram]	[diagram]	[diagram]	[diagram]	[diagram]	[diagram]	[diagram]	[diagram]	[diagram]	[diagram]	[diagram]	[diagram]	[diagram]	[diagram]	[diagram]	[diagram]	1	1	★
55	56	D	58	59	D													
Game 3: COSTA GRAELL Ariadna																CC/GG	CC/FE	
[diagram]	[diagram]	[diagram]	[diagram]	[diagram]	[diagram]	[diagram]	[diagram]	[diagram]	[diagram]	[diagram]	[diagram]	[diagram]	[diagram]	[diagram]	[diagram]	1	2	
61	62	63	64	65	66													
Game 4: GASPARRI Giulia																CC/GG	CC/FE	
[diagram]	[diagram]	[diagram]	[diagram]	[diagram]	[diagram]	[diagram]	[diagram]	[diagram]	[diagram]	[diagram]	[diagram]	[diagram]	[diagram]	[diagram]	[diagram]	2	2	
67	A	69	70															
Game 5: COSTA GRAELL Ariadna																CC/GG	CC/FE	
[diagram]	[diagram]	[diagram]	[diagram]	[diagram]	[diagram]	[diagram]	[diagram]	[diagram]	[diagram]	[diagram]	[diagram]	[diagram]	[diagram]	[diagram]	[diagram]	3	2	★
D	72	73	A	75	76													
Game 6: GASPARRI Giulia																CC/GG	CC/FE	
[diagram]	[diagram]	[diagram]	[diagram]	[diagram]	[diagram]	[diagram]	[diagram]	[diagram]	[diagram]	[diagram]	[diagram]	[diagram]	[diagram]	[diagram]	[diagram]	4	2	
77	78	79	80															
Game 7: COSTA GRAELL Ariadna																CC/GG	CC/FE	
[diagram]	[diagram]	[diagram]	[diagram]	[diagram]	[diagram]	[diagram]	[diagram]	[diagram]	[diagram]	[diagram]	[diagram]	[diagram]	[diagram]	[diagram]	[diagram]	5	2	★
81	82	83	84															
Game 8: GASPARRI Giulia																CC/GG	CC/FE	
[diagram]	[diagram]	[diagram]	[diagram]	[diagram]	[diagram]	[diagram]	[diagram]	[diagram]	[diagram]	[diagram]	[diagram]	[diagram]	[diagram]	[diagram]	[diagram]	6	2	
85	86	87	88	D	90	91												
3rd Set																CC/GG	CC/FE	
Game 1: GASPARRI Giulia																		
[diagram]	[diagram]	[diagram]	[diagram]	[diagram]	[diagram]	[diagram]	[diagram]	[diagram]	[diagram]	[diagram]	[diagram]	[diagram]	[diagram]	[diagram]	[diagram]			
93	94			97	98			101	102			105	106			109	110	
[diagram]	[diagram]	[diagram]	[diagram]	[diagram]	[diagram]	[diagram]	[diagram]	[diagram]	[diagram]	[diagram]	[diagram]	[diagram]	[diagram]	[diagram]	[diagram]			
113																		
Game 1: COSTA GRAELL Ariadna																CC/GG	CC/FE	
[diagram]	[diagram]	[diagram]	[diagram]	[diagram]	[diagram]	[diagram]	[diagram]	[diagram]	[diagram]	[diagram]	[diagram]	[diagram]	[diagram]	[diagram]	[diagram]			
92		95	96			99	100			D	104			107	108			111
[diagram]	[diagram]	[diagram]	[diagram]	[diagram]	[diagram]	[diagram]	[diagram]	[diagram]	[diagram]	[diagram]	[diagram]	[diagram]	[diagram]	[diagram]	[diagram]			
112																		
																(10)	(12)	

**LEGEND**

Ace	Service Fault	Point to receiver	Point to server
Service Break	Winner		



THU 14 SEP 2023

Match Statistics - Double

W	CUNHA Manuela Cristina TAVARES Maria	POR	6	6
	AMOUR Samara BILLAMI Lydia	ALG	2	1
Match duration: 00h56min			30min	26min

COURT 1

CUNHA,M./TAVARES,M.				AMOUR,S./BILLAMI,L.				
1st Set	2nd Set	3rd Set	Total		1st Set	2nd Set	3rd Set	Total
0	0		0	Total aces	0	0		0
2	3		5	Faults	4	4		8
21/23	15/18		36/41	Total Serve	19/23	16/20		35/43
(91%)	(83%)		(88%)	Aces	(83%)	(80%)		(81%)
0	0		0	Serve Points Won	10/19	4/16		14/35
16/21	11/15		27/36	Receive points won	(53%)	(25%)		(40%)
(76%)	(73%)		(75%)	Break point convers.	7/23	7/18		14/41
13/23	16/20		29/43	Total points won	(30%)	(39%)		(34%)
(57%)	(80%)		(67%)		0/2	1/1		1/3
2/3	4/4		6/7		(0%)	(100%)		(33%)
(67%)	(100%)		(86%)		17	11		28
29	27		56					

	1st Set					2nd Set									
CUNHA/TAVARES	1	*2	2	*3	3	4	5	*6	1	*1	2	*3	4	*5	6
AMOUR/BILLAMI	*0	0	*1	1	*2	2	*2	2	*0	1	*1	1	*1	1	*1

<b>LEGEND</b>			
* Server	RET Retired	W Winner	
-			





THU 14 SEP 2023

Match Statistics - Double

W	<b>BARRAU Lola</b> <b>BRAY Maire</b>	<b>FRA</b>	<b>6</b>	<b>6</b>
	GIOLDASI Anastasia SAKKA Vasiliki	GRE	0	0
Match duration: 00h34min			16min	18min

COURT 3

BARRAU,L./BRAY,M.				GIOLDASI,A./SAKKA,V.				
1st Set	2nd Set	3rd Set	Total		1st Set	2nd Set	3rd Set	Total
5	5		10	Total aces	0	0		0
2	3		5	Faults	3	2		5
15/17	15/18		30/35	Total Serve	13/16	15/17		28/33
(88%)	(83%)		(86%)	Aces	(81%)	(88%)		(85%)
5	5		10	Serve Points Won	0	0		0
12/15	12/15		24/30	Receive points won	4/13	5/15		9/28
(80%)	(80%)		(80%)	Break point convers.	(31%)	(33%)		(32%)
12/16	12/17		24/33	Total points won	5/17	6/18		11/35
(75%)	(71%)		(73%)		(29%)	(33%)		(31%)
3/5	3/5		6/10		0/0	0/2		0/2
(60%)	(60%)		(60%)		(0%)	(0%)		(0%)
24	24		48		9	11		20

	1st Set						2nd Set					
BARRAU/BRAY	1	*2	3	*4	5	*6	1	*2	3	*4	5	*6
GIOLDASI/SAKKA	*0	0	*0	0	*0	0	*0	0	*0	0	*0	0

<b>LEGEND</b>			
* Server	RET Retired	W Winner	
-			



THU 14 SEP 2023

Match Statistics - Double

W	<b>COLONNA Marika</b> <b>GRANDI Alice</b>	SMR	6	6
	HORICEANU Mihaela Christina TSAKKISTOU Narianna	CYP	1	0
Match duration: 00h42min			25min	17min

COURT 3

COLONNA,M./GRANDI,A.				HORICEANU,M./TSAKKISTOU,N.				
1st Set	2nd Set	3rd Set	Total		1st Set	2nd Set	3rd Set	Total
1	3		4	Total aces	0	1		1
2	0		2	Faults	2	1		3
13/15	16/16		29/31	Total Serve	21/23	15/16		36/39
(87%)	(100%)		(94%)	Aces	(91%)	(94%)		(92%)
1	3		4	Serve Points Won	0	1		1
8/13	12/16		20/29	Receive points won	7/21	4/15		11/36
(62%)	(75%)		(69%)	Break point convers.	(33%)	(27%)		(31%)
16/23	12/16		28/39	Total points won	7/15	4/16		11/31
(70%)	(75%)		(72%)		(47%)	(25%)		(35%)
4/5	3/3		7/8		1/1	0/1		1/2
(80%)	(100%)		(88%)		(100%)	(0%)		(50%)
24	24		48		14	8		22

	1st Set						2nd Set						
COLONNA/GRANDI	1	*2	3	*4	5	*5	6	*1	2	*3	4	*5	6
HORICEANU/TSAKKISTOU	*0	0	*0	0	*0	1	*1	0	*0	0	*0	0	*0

<b>LEGEND</b>			
* Server	RET Retired	W Winner	
-			



FRI 15 SEP 2023

**Match Statistics - Double**

W	CIMATTI Sofia GASPARRI Giulia (1)	ITA	6	6
	CUNHA Manuela Cristina TAVARES Maria	POR	3	0
Match duration: 00h54min			34min	20min

COURT 3

CIMATTI,S./GASPARRI,G. (1)					CUNHA,M./TAVARES,M.			
1st Set	2nd Set	3rd Set	Total		1st Set	2nd Set	3rd Set	Total
4	1		5	Total aces	2	0		2
4	1		5	Faults	4	2		6
26/30	17/18		43/48	Total Serve	23/27	14/16		37/43
(87%)	(94%)		(90%)	Aces	(85%)	(88%)		(86%)
4	1		5	Serve Points Won	2	0		2
19/26	12/17		31/43	Receive points won	13/23	4/14		17/37
(73%)	(71%)		(72%)	Break point convers.	(57%)	(29%)		(46%)
14/27	12/16		26/43	Total points won	11/30	6/18		17/48
(52%)	(75%)		(60%)		(37%)	(33%)		(35%)
2/9	3/4		5/13		1/1	0/2		1/3
(22%)	(75%)		(38%)		(100%)	(0%)		(33%)
33	24		57		24	10		34

	1st Set					2nd Set									
CIMATTI/GASPARRI (1)	*1	1	*2	2	*3	4	*4	5	*6	1	*2	3	*4	5	*6
CUNHA/TAVARES	0	*1	1	*2	2	*2	3	*3	3	*0	0	*0	0	*0	0

**LEGEND**

\* Server  
RET Retired  
W Winner



FRI 15 SEP 2023

Match Statistics - Double

<b>W</b>	<b>HOARAU Claude</b> <b>HOARAU Mathilde (4)</b>	<b>FRA</b>	<b>6</b>	<b>6</b>
	SOTIRIADOU Aspasia VASILEIOU Eftychia Maria	GRE	0	0
Match duration: 00h23min			7min	16min

COURT 2

HOARAU,C./HOARAU,M. (4)				SOTIRIADOU,A./VASILEIOU,E.				
1st Set	2nd Set	3rd Set	Total		1st Set	2nd Set	3rd Set	Total
2	0		<b>2</b>	Total aces	0	0		<b>0</b>
0	2		<b>2</b>	Faults	2	2		<b>4</b>
12/12	16/18		<b>28/30</b>	Total Serve	10/12	11/13		<b>21/25</b>
(100%)	(89%)		<b>(93%)</b>	Aces	0	0		<b>0</b>
2	0		<b>2</b>	Serve Points Won	0/10	1/11		<b>1/21</b>
12/12	12/16		<b>24/28</b>	Receive points won	0/12	6/18		<b>6/30</b>
(100%)	(75%)		<b>(86%)</b>	Break point convers.	0/0	0/1		<b>0/1</b>
12/12	12/13		<b>24/25</b>	Total points won	0	7		<b>7</b>
(100%)	(92%)		<b>(96%)</b>					
3/3	3/3		<b>6/6</b>					
(100%)	(100%)		<b>(100%)</b>					
24	24		<b>48</b>					

	1st Set						2nd Set					
	1	*2	3	*4	5	*6	1	*2	3	*4	5	*6
HOARAU/HOARAU (4)												
SOTIRIADOU/VASILEIOU	*0	0	*0	0	*0	0	*0	0	*0	0	*0	0

<b>LEGEND</b>					
*	Server	RET	Retired	W	Winner
-	-				



FRI 15 SEP 2023

**Match Statistics - Double**

	BARRAU Lola BRAY Maire	FRA	1	1
<b>W</b>	<b>COSTA GRAELL Ariadna</b> <b>FERNANDEZ PALOS Eva (3)</b>	<b>ESP</b>	<b>6</b>	<b>6</b>
Match duration: 00h51min			25min	26min

COURT 1

BARRAU,L./BRAY,M.				COSTA GRAELL,A./FERNANDEZ PALOS (3)				
1st Set	2nd Set	3rd Set	Total		1st Set	2nd Set	3rd Set	Total
0	0		<b>0</b>	Total aces	1	0		<b>1</b>
0	1		<b>1</b>	Faults	0	0		<b>0</b>
21/21 (100%)	16/17 (94%)		<b>37/38</b> <b>(97%)</b>	Total Serve	14/14 (100%)	26/26 (100%)		<b>40/40</b> <b>(100%)</b>
0	0		<b>0</b>	Aces	1	0		<b>1</b>
8/21 (38%)	7/16 (44%)		<b>15/37</b> <b>(41%)</b>	Serve Points Won	12/14 (86%)	16/26 (62%)		<b>28/40</b> <b>(70%)</b>
2/14 (14%)	10/26 (38%)		<b>12/40</b> <b>(30%)</b>	Receive points won	13/21 (62%)	10/17 (59%)		<b>23/38</b> <b>(61%)</b>
0/0 (0%)	0/2 (0%)		<b>0/2</b> <b>(0%)</b>	Break point convers.	3/5 (60%)	2/2 (100%)		<b>5/7</b> <b>(71%)</b>
10	17		<b>27</b>	Total points won	25	26		<b>51</b>

	1st Set							2nd Set						
BARRAU/BRAY	*0	0	*0	0	*1	1	*1	0	*0	0	*0	0	*1	1
COSTA GRAELL/FERNANDEZ PA	1	*2	3	*4	4	*5	6	*1	2	*3	4	*5	5	*6

**LEGEND**

\* Server    RET Retired    W Winner

-



FRI 15 SEP 2023

Match Statistics - Double

	COLONNA Marika GRANDI Alice	SMR	5	1
<b>W</b>	<b>DAINA Flaminia</b> <b>NOBILE Nicole (2)</b>	<b>ITA</b>	<b>7</b>	<b>6</b>
Match duration: 01h02min			38min	24min

COURT 3

COLONNA,M./GRANDI,A.				DAINA,F./NOBILE,N. (2)				
1st Set	2nd Set	3rd Set	Total		1st Set	2nd Set	3rd Set	Total
2	0		<b>2</b>	Total aces	2	1		<b>3</b>
2	2		<b>4</b>	Faults	7	3		<b>10</b>
31/33	19/21		<b>50/54</b>	Total Serve	22/29	16/19		<b>38/48</b>
(94%)	(90%)		<b>(93%)</b>	Aces	(76%)	(84%)		<b>(79%)</b>
2	0		<b>2</b>	Serve Points Won	2	1		<b>3</b>
15/31	5/19		<b>20/50</b>	Receive points won	19/22	11/16		<b>30/38</b>
(48%)	(26%)		<b>(40%)</b>	Break point convers.	(86%)	(69%)		<b>(79%)</b>
10/29	8/19		<b>18/48</b>	Total points won	18/33	16/21		<b>34/54</b>
(34%)	(42%)		<b>(38%)</b>		(55%)	(76%)		<b>(63%)</b>
2/3	1/3		<b>3/6</b>		3/6	4/6		<b>7/12</b>
(67%)	(33%)		<b>(50%)</b>		(50%)	(67%)		<b>(58%)</b>
25	13		<b>38</b>		37	27		<b>64</b>

	1st Set										2nd Set								
COLONNA/GRANDI	*1	1	*1	1	*1	2	*3	3	*4	5	*5	5	*0	1	*1	1	*1	1	*1
DAINA/NOBILE (2)	0	*1	2	*3	4	*4	4	*5	5	*5	6	*7	1	*1	2	*3	4	*5	6

<b>LEGEND</b>			
* Server	RET Retired	W Winner	
-			



SAT 16 SEP 2023

Match Statistics - Double

	CIMATTI Sofia GASPARRI Giulia (1)	ITA	6	2	[3]
<b>W</b>	<b>HOARAU Claude</b> <b>HOARAU Mathilde (4)</b>	<b>FRA</b>	<b>1</b>	<b>6</b>	<b>[10]</b>
Match duration: 00h54min			19min	25min	10min

COURT 1

CIMATTI,S./GASPARRI,G. (1)				HOARAU,C./HOARAU,M. (4)				
1st Set	2nd Set	3rd Set	Total		1st Set	2nd Set	3rd Set	Total
1	0	0	<b>1</b>	Total aces	0	0	0	<b>0</b>
4	4	0	<b>8</b>	Faults	3	1	1	<b>5</b>
14/18	17/21	6/6	<b>37/45</b>	Total Serve	17/20	19/20	4/5	<b>40/45</b>
(78%)	(81%)	(100%)	<b>(82%)</b>	Aces	0	0	0	<b>0</b>
1	0	0	<b>1</b>	Serve Points Won	4/17	12/19	4/4	<b>20/40</b>
9/14	7/17	0/6	<b>16/37</b>	Receive points won	(24%)	(63%)	(100%)	<b>(50%)</b>
(64%)	(41%)	(0%)	<b>(43%)</b>	Break point convers.	9/18	14/21	6/6	<b>29/45</b>
16/20	8/20	1/5	<b>25/45</b>	Total points won	(50%)	(67%)	(100%)	<b>(64%)</b>
(80%)	(40%)	(20%)	<b>(56%)</b>		1/4	3/3	0/0	<b>4/7</b>
4/4	0/3	0/0	<b>4/7</b>		(25%)	(100%)	(0%)	<b>(57%)</b>
(100%)	(0%)	(0%)	<b>(57%)</b>		13	26	10	<b>49</b>
25	15	1	<b>41</b>					

	1st Set				2nd Set				3rd Set	4th Set						
CIMATTI/GASPARRI (1)	1	*2	3	*4	5	*5	6	*1	1	*1	1	*1	[3]	*0		
HOARAU/HOARAU (4)	*0	0	*0	0	*0	1	*1	0	*1	2	*3	4	*5	6	[10]	0

<b>LEGEND</b>				
* Server	RET Retired	W Winner		
-				



SAT 16 SEP 2023

Match Statistics - Double

	COSTA GRAELL Ariadna FERNANDEZ PALOS Eva (3)	ESP	3	2
<b>W</b>	<b>DAINA Flaminia</b> <b>NOBILE Nicole (2)</b>	<b>ITA</b>	<b>6</b>	<b>6</b>
Match duration: 01h02min			32min	30min

COURT 2

COSTA GRAELL,A./FERNANDEZ PALOS (3)				DAINA,F./NOBILE,N. (2)				
1st Set	2nd Set	3rd Set	Total		1st Set	2nd Set	3rd Set	Total
1	1		<b>2</b>	Total aces	1	1		<b>2</b>
2	2		<b>4</b>	Faults	1	4		<b>5</b>
27/29	21/23		<b>48/52</b>	Total Serve	24/25	19/23		<b>43/48</b>
(93%)	(91%)		<b>(92%)</b>	Aces	(96%)	(83%)		<b>(90%)</b>
1	1		<b>2</b>	Serve Points Won	1	1		<b>2</b>
12/27	7/21		<b>19/48</b>	Receive points won	15/24	12/19		<b>27/43</b>
(44%)	(33%)		<b>(40%)</b>	Break point convers.	(62%)	(63%)		<b>(63%)</b>
10/25	11/23		<b>21/48</b>	Total points won	17/29	16/23		<b>33/52</b>
(40%)	(48%)		<b>(44%)</b>		(59%)	(70%)		<b>(63%)</b>
1/3	2/4		<b>3/7</b>		3/4	4/6		<b>7/10</b>
(33%)	(50%)		<b>(43%)</b>		(75%)	(67%)		<b>(70%)</b>
22	18		<b>40</b>		32	28		<b>60</b>

	1st Set									2nd Set								
COSTA GRAELL/FERNANDEZ PA	*1	1	*2	3	*3	3	*3	3	*3	0	*0	1	*1	2	*2	2	*2	
DAINA/NOBILE (2)	0	*1	1	*1	2	*3	4	*5	6	*1	2	*2	3	*3	4	*5	6	

<b>LEGEND</b>			
* Server	RET Retired	W Winner	
-			







SAT 16 SEP 2023

Match Statistics - Double

	HOARAU Claude HOARAU Mathilde (4)	FRA	0	2
<b>W</b>	<b>DAINA Flaminia NOBILE Nicole (2)</b>	<b>ITA</b>	<b>6</b>	<b>6</b>
Match duration: 01h04min			29min	35min

COURT 1

HOARAU,C./HOARAU,M. (4)				DAINA,F./NOBILE,N. (2)				
1st Set	2nd Set	3rd Set	Total		1st Set	2nd Set	3rd Set	Total
0	0		<b>0</b>	Total aces	1	1		<b>2</b>
2	5		<b>7</b>	Faults	1	5		<b>6</b>
15/17	19/24		<b>34/41</b>	Total Serve	19/20	21/26		<b>40/46</b>
(88%)	(79%)		<b>(83%)</b>	Aces	(95%)	(81%)		<b>(87%)</b>
0	0		<b>0</b>	Serve Points Won	1	1		<b>2</b>
5/15	8/19		<b>13/34</b>	Receive points won	12/19	14/21		<b>26/40</b>
(33%)	(42%)		<b>(38%)</b>	Break point convers.	(63%)	(67%)		<b>(65%)</b>
8/20	12/26		<b>20/46</b>	Total points won	12/17	16/24		<b>28/41</b>
(40%)	(46%)		<b>(43%)</b>		(71%)	(67%)		<b>(68%)</b>
0/3	2/6		<b>2/9</b>		3/4	4/7		<b>7/11</b>
(0%)	(33%)		<b>(22%)</b>		(75%)	(57%)		<b>(64%)</b>
13	20		<b>33</b>		24	30		<b>54</b>

	1st Set						2nd Set					
HOARAU/HOARAU (4)	0	*0	0	*0	0	*0	1	*1	2	*2	2	*2
DAINA/NOBILE (2)	*1	2	*3	4	*5	6	*0	1	*1	2	*3	4

<b>LEGEND</b>			
* Server	RET Retired	W Winner	
-			



SAT 16 SEP 2023

Match Statistics - Double

	CIMATTI Sofia	ITA	3	6	[10]
	GASPARRI Giulia (1)				
<b>W</b>	<b>COSTA GRAELL Ariadna</b>	<b>ESP</b>	<b>6</b>	<b>2</b>	<b>[12]</b>
	<b>FERNANDEZ PALOS Eva (3)</b>				
Match duration: 01h06min			25min	25min	16min

COURT 2

CIMATTI,S./GASPARRI,G. (1)					COSTA GRAELL,A./FERNANDEZ PALOS (3)			
1st Set	2nd Set	3rd Set	Total		1st Set	2nd Set	3rd Set	Total
4	1	0	5	Total aces	0	1	0	1
4	3	0	7	Faults	2	1	1	4
24/28	18/21	11/11	53/60	Total Serve	18/20	21/22	10/11	49/53
(86%)	(86%)	(100%)	(88%)	Aces	(90%)	(95%)	(91%)	(92%)
4	1	0	5	Serve Points Won	10/18	8/21	5/10	23/49
11/24	14/18	4/11	29/53	Receive points won	(56%)	(38%)	(50%)	(47%)
(46%)	(78%)	(36%)	(55%)	Break point convers.	17/28	7/21	7/11	31/60
10/20	14/22	6/11	30/53	Total points won	(61%)	(33%)	(64%)	(52%)
(50%)	(64%)	(55%)	(57%)		4/6	1/2	0/0	5/8
2/2	3/3	0/0	5/5		(67%)	(50%)	(0%)	(62%)
(100%)	(100%)	(0%)	(100%)		27	15	12	54
21	28	10	59					

	1st Set									2nd Set						3rd Set		
CIMATTI/GASPARRI (1)	*0	1	*1	1	*1	2	*3	3	*3	1	*1	1	*2	3	*4	5	*6	[10]
COSTA GRAELL/FERNANDEZ PA	1	*1	2	*3	4	*4	4	*5	6	*0	1	*2	2	*2	2	*2	2	[12]

LEGEND

\* Server  
 -  
 RET Retired  
 W Winner



## Entry List by Event

As of TUE 12 SEP 2023

Rank	Name	CTRY	Seed
	CIMATTI Sofia GASPARRI Giulia	ITA	1
	DAINA Flaminia NOBILE Nicole	ITA	2
	COSTA GRAELL Ariadna FERNANDEZ PALOS Eva	ESP	3
	HOARAU Claude HOARAU Mathilde	FRA	4
	AMOUR Samara BILLAMI Lydia	ALG	
	HORICEANU Mihaela Christina TSAKKISTOU Narianna	CYP	
	BARRAU Lola BRAY Maire	FRA	
	SOTIRIADOU Aspasia VASILEIOU Eftychia Maria	GRE	
	GIOLDASI Anastasia SAKKA Vasiliki	GRE	
	CUNHA Manuela Cristina TAVARES Maria	POR	
	COLONNA Marika GRANDI Alice	SMR	



### Team Medallists

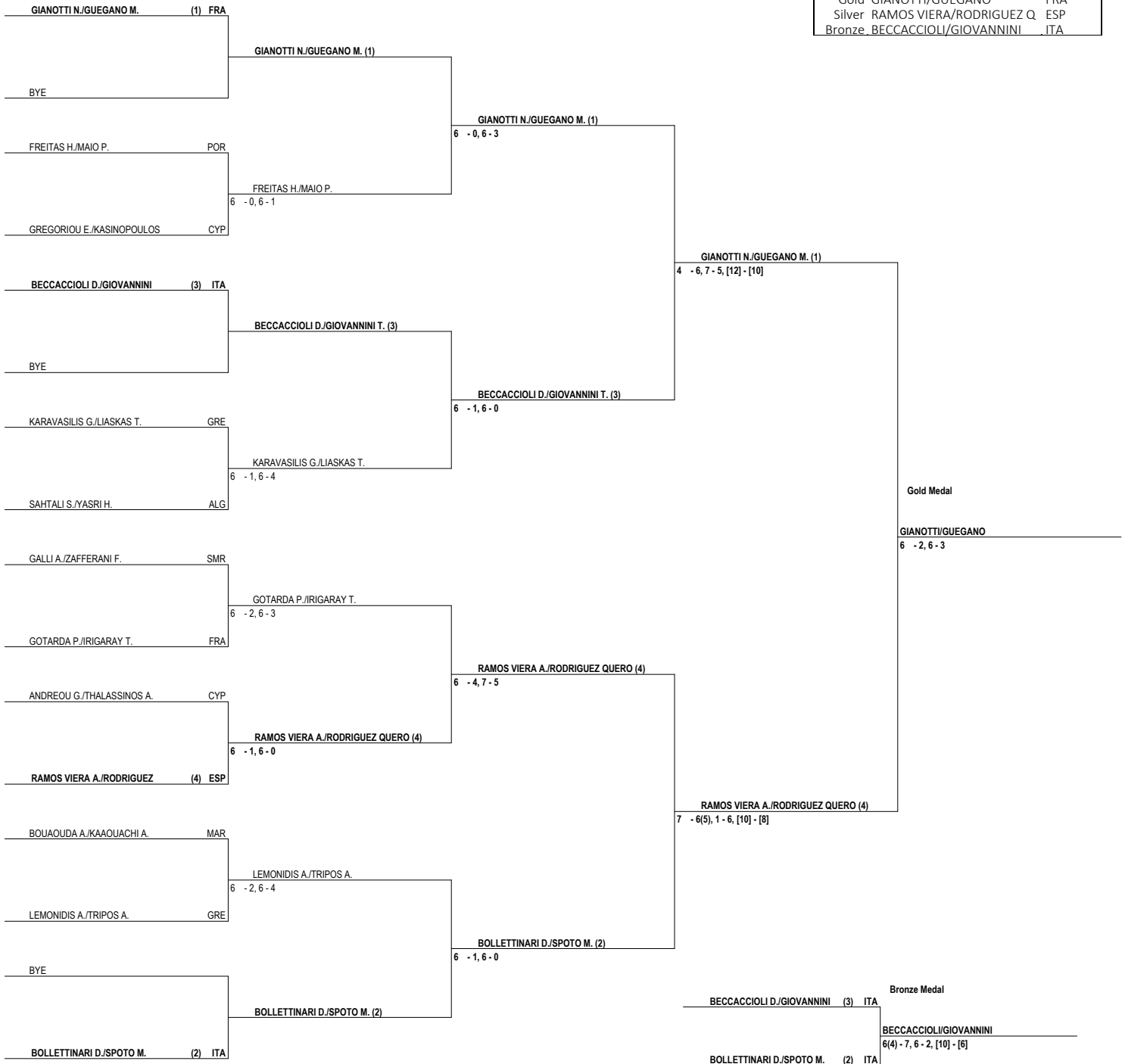
Medal	CTRY	Name
GOLD	FRA - France	GIANOTTI Nicolas GUEGANO Mathieu
SILVER	ESP - Spain	RAMOS VIERA Antonio Miquel RODRIGUEZ QUEROL Gerard
BRONZE	ITA - Italy	BECCACCIOLI Dorian GIOVANNINI Tommaso



**Draw**  
As of SAT 16 SEP 2023 at 17:48

Rank Round 1 Seed NOC Quarter-finals Semi-finals Gold-medal Match

CLASSIFICATION		
Gold	GIANOTTI/GUEGANO	FRA
Silver	RAMOS VIERA/RODRIGUEZ Q	ESP
Bronze	BECCACCIOLI/GIOVANNINI	ITA



**LEGEND**

ALT Alternate W/O Walk-Over



THU 14 SEP 2023

Scorecard - Double

<b>W</b>	<b>FREITAS Henrique Jose</b> <b>MAIO Pedro</b>	<b>POR</b>	<b>6</b>	<b>6</b>
	GREGORIOU Errikos KASINOPOULOS Rafael	<b>CYP</b>	<b>0</b>	<b>1</b>
Match duration: 00h51min			26min	25min

Court	COURT 2	Scoring Rule	Match Tie-Break (No
Chair Umpire		Match Code	MD009
Started	11:04	Finished	11:55

1st Set

**Game 1: FREITAS Henrique Jose** FF/MP GG/KR  
 1 2 3 4 5 6 **1** **0**

**Game 2: GREGORIOU Errikos** FF/MP GG/KR  
 7 8 9 10 11 12 13 **2** **0**

**Game 3: MAIO Pedro** FF/MP GG/KR  
 14 15 16 17 **3** **0**

**Game 4: GREGORIOU Errikos** FF/MP GG/KR  
 18 19 20 21 22 **4** **0**

**Game 5: MAIO Pedro** FF/MP GG/KR  
 23 24 25 26 27 **5** **0**

**Game 6: GREGORIOU Errikos** FF/MP GG/KR  
 28 29 30 31 32 33 **6** **0**

2nd Set

**Game 1: MAIO Pedro** FF/MP GG/KR  
 34 35 36 37 38 39 40 **0** **1**

**Game 2: GREGORIOU Errikos** FF/MP GG/KR  
 41 42 43 44 45 46 47 **1** **1**

**Game 3: MAIO Pedro** FF/MP GG/KR  
 48 49 50 51 52 53 54 **2** **1**

**Game 4: GREGORIOU Errikos** FF/MP GG/KR  
 55 56 57 58 59 **3** **1**

BTENDOUBLES-----8FNL000200--\_65B 1.0

Report Created THU 14 SEP 2023 12:34

Page 1 / 2






Timing by TimeTronics - www.timetrronics.be / Data Processing by Microplus - www.microplus.it








THU 14 SEP 2023

Scorecard - Double






Game 5: MAIO Pedro

					FF/MP	GG/KR
					4	1
60	61	62	63	64		

Game 6: GREGORIOU Errikos

					FF/MP	GG/KR
					5	1
65	66	67	68			

Game 7: MAIO Pedro

					FF/MP	GG/KR
					6	1
69	70	71	72	73		

LEGEND

-  Ace
-  Service Fault
-  Point to receiver
-  Point to server
-  Service Break
-  Winner



THU 14 SEP 2023

Scorecard - Double

W	KARAVASILIS Georgios LIASKAS Theodoros	GRE	6	6
	SAHTALI Said YASRI Hichem	ALG	1	4
Match duration: 01h00min			27min	33min

Court	COURT 2	Scoring Rule	Match Tie-Break (No
Chair Umpire		Match Code	MD011
Started	17:13	Finished	18:13

1st Set

Game 1: SAHTALI Said												KK/LT	SS/YH	☀
1	2	3	4	5	6	7	8	9	10	11	12	1	0	
Game 2: KARAVASILIS Georgios												KK/LT	SS/YH	☀
7	8	9	10	11	12	13	14	15	16	17	18	1	1	
Game 3: SAHTALI Said												KK/LT	SS/YH	☀
12	13	14	15	16	17	18	19	20	21	22	23	24	2	
Game 4: KARAVASILIS Georgios												KK/LT	SS/YH	
19	20	21	22	23	24	25	26	27	28	29	30	3	1	
Game 5: SAHTALI Said												KK/LT	SS/YH	☀
25	26	27	28	29	30	31	32	33	34	35	36	37	4	
Game 6: KARAVASILIS Georgios												KK/LT	SS/YH	
31	32	33	34	35	36	37	38	39	40	41	42	43	5	
Game 7: SAHTALI Said												KK/LT	SS/YH	☀
38	39	40	41	42	43	44	45	46	47	48	6	1		

2nd Set

Game 1: KARAVASILIS Georgios												KK/LT	SS/YH	
44	45	46	47	48	49	50	51	52	53	1	0			
Game 2: SAHTALI Said												KK/LT	SS/YH	☀
49	50	51	52	53	54	55	56	57	58	2	0			
Game 3: KARAVASILIS Georgios												KK/LT	SS/YH	☀
54	55	56	57	58						2	1			

BTENDOUBLES-----8FNL000400--\_65B 1.0

Report Created THU 14 SEP 2023 18:16

Page 1 / 2

Timing by TimeTronics - www.timetrronics.be / Data Processing by Microplus - www.microplus.it





THU 14 SEP 2023

Scorecard - Double

Game	Player	59	60	61	62	63	64	65	66	67	68	69	70	71	72	73	74	75	76	77	78	79	80	81	82	83	84	85	86	87	88	89	90	91	92	93	94	95	96	97	98	99	KK/LT	SS/YH	SB										
Game 4	SAHTALI Said																																														3	1	☀						
Game 5	KARAVASILIS Georgios							D				D																																					3	2	☀				
Game 6	SAHTALI Said										A																																							3	3				
Game 7	KARAVASILIS Georgios																																																		4	3			
Game 8	SAHTALI Said											D																																								5	3	☀	
Game 9	KARAVASILIS Georgios																																																			5	4	☀	
Game 10	SAHTALI Said																																																				6	4	☀

LEGEND

- Ace
- Service Fault
- Winner
- Point to receiver
- Point to server
- Service Break



THU 14 SEP 2023

Scorecard - Double

	GALLI Alvise ZAFFERANI Federico	SMR	2	3
<b>W</b>	<b>GOTARDA Paul</b> <b>IRIGARAY Theo</b>	<b>FRA</b>	<b>6</b>	<b>6</b>
Match duration: 00h57min			30min	27min

Court	COURT 2	Scoring Rule	Match Tie-Break (No)
Chair Umpire		Match Code	MD012
Started	10:01	Finished	10:58

1st Set

Game	Player	GG/ZF	GG/IT
Game 1	GALLI Alvise	0	1
Game 2	GOTARDA Paul	0	2
Game 3	ZAFFERANI Federico	0	3
Game 4	GOTARDA Paul	0	4
Game 5	ZAFFERANI Federico	1	4
Game 6	GOTARDA Paul	1	5
Game 7	ZAFFERANI Federico	2	5
Game 8	GOTARDA Paul	2	6

2nd Set

Game 1	ZAFFERANI Federico	0	1
Game 2	GOTARDA Paul	1	1

BTEMDOUBLES-----8FNL000500--\_65B 1.0

Report Created THU 14 SEP 2023 11:31

Page 1 / 2

Timing by TimeTronics - www.timetrronics.be / Data Processing by Microplus - www.microplus.it



THU 14 SEP 2023

Scorecard - Double

Game 3: ZAFFERANI Federico

					GG/ZF	GG/IT
					2	1
56	57	58	59	60		

Game 4: GOTARDA Paul

					GG/ZF	GG/IT
					2	2
61	62	63	64	65	66	

Game 5: ZAFFERANI Federico

					GG/ZF	GG/IT
					2	3
67	68	69	70	71		

Game 6: GOTARDA Paul

					GG/ZF	GG/IT
					3	3
72	73	74	75			

Game 7: ZAFFERANI Federico

					GG/ZF	GG/IT
					3	4
76	77	78	79	80		

Game 8: GOTARDA Paul

					GG/ZF	GG/IT
					3	5
81	82	83	84	85		

Game 9: ZAFFERANI Federico

					GG/ZF	GG/IT
					3	6
86	87	88	89			

LEGEND

- Ace
- Service Break
- Service Fault
- Winner
- Point to receiver
- Point to server



THU 14 SEP 2023

Scorecard - Double

	ANDREOU Georgios THALASSINOS Andreas	CYP	1	0
<b>W</b>	<b>RAMOS VIERA Antonio Miguel</b> <b>RODRIGUEZ QUEROL Gerard (4)</b>	<b>ESP</b>	<b>6</b>	<b>6</b>
Match duration: 00h40min			24min	16min

Court	COURT 1	Scoring Rule	Match Tie-Break (No)
Chair Umpire		Match Code	MD013
Started	09:58	Finished	10:38

1st Set

Game	Player	AA/TA	RR/RG
Game 1	RAMOS VIERA Antonio Miguel	0	1
Game 2	ANDREOU Georgios	0	2
Game 3	RAMOS VIERA Antonio Miguel	0	3
Game 4	ANDREOU Georgios	1	3
Game 5	RAMOS VIERA Antonio Miguel	1	4
Game 6	ANDREOU Georgios	1	5
Game 7	RAMOS VIERA Antonio Miguel	1	6

2nd Set

Game 1	ANDREOU Georgios	0	1
Game 2	RAMOS VIERA Antonio Miguel	0	2
Game 3	ANDREOU Georgios	0	3

BTEMDOUBLES-----8FNL000600--\_65B 1.0

Report Created THU 14 SEP 2023 10:42

Page 1 / 2

Timing by TimeTronics - www.timetrronics.be / Data Processing by Microplus - www.microplus.it



THU 14 SEP 2023

Scorecard - Double

Game 4: RAMOS VIERA Antonio Miguel														AA/TA	RR/RG	
															0	4
56	57	58	59	60	61	62										

Game 5: ANDREOU Georgios														AA/TA	RR/RG	
															0	5
63	64	65	66	67												

Game 6: RAMOS VIERA Antonio Miguel														AA/TA	RR/RG	
															0	6
68	69	70	71	72	73											

**LEGEND**

Ace	Service Fault	Point to receiver	Point to server
Service Break	Winner		





THU 14 SEP 2023

Scorecard - Double

	BOUAOUDA Anass KAAOUACHI Aymane	MAR	2	4
<b>W</b>	<b>LEMONIDIS Anastasios</b> <b>TRIPOS Anastasios</b>	<b>GRE</b>	<b>6</b>	<b>6</b>
Match duration: 01h02min			30min	32min

Court	COURT 1	Scoring Rule	Match Tie-Break (No
Chair Umpire		Match Code	MD014
Started	10:45	Finished	11:48

1st Set

<b>Game 1: LEMONIDIS Anastasios</b>														BB/KA	LL/TA
														0	1
1	2	3	4	5											
<b>Game 2: BOUAOUDA Anass</b>														BB/KA	LL/TA
														0	2
6	7	8	9	10	11										
<b>Game 3: LEMONIDIS Anastasios</b>														BB/KA	LL/TA
														0	3
12	13	14	15	16	17	18									
<b>Game 4: BOUAOUDA Anass</b>														BB/KA	LL/TA
														1	3
19	20	21	22	23	24	25									
<b>Game 5: LEMONIDIS Anastasios</b>														BB/KA	LL/TA
														1	4
26	27	28	29												
<b>Game 6: BOUAOUDA Anass</b>														BB/KA	LL/TA
														1	5
30	31	32	33	34	35										
<b>Game 7: LEMONIDIS Anastasios</b>														BB/KA	LL/TA
														2	5
36	37	38	39	40	41	42									
<b>Game 8: BOUAOUDA Anass</b>														BB/KA	LL/TA
														2	6
43	44	45	46	47	48	49									

2nd Set

<b>Game 1: LEMONIDIS Anastasios</b>														BB/KA	LL/TA
														1	0
50	51	52	53	54	55										
<b>Game 2: BOUAOUDA Anass</b>														BB/KA	LL/TA
														1	1
56	57	58	59	60	61										



THU 14 SEP 2023

Scorecard - Double

Game 3: LEMONIDIS Anastasios															BB/KA	LL/TA
															1	2
62	63	64	65	66												
Game 4: BOUAOUDA Anass															BB/KA	LL/TA
															2	2
67	68	69	70													
Game 5: LEMONIDIS Anastasios															BB/KA	LL/TA
															2	3
71	72	73	74	75												
Game 6: BOUAOUDA Anass															BB/KA	LL/TA
															2	4
76	77	78	79	80	81											
Game 7: LEMONIDIS Anastasios															BB/KA	LL/TA
															3	4
82	83	84	85	86	87	88										
Game 8: BOUAOUDA Anass															BB/KA	LL/TA
															4	4
89	90	91	92	93												
Game 9: LEMONIDIS Anastasios															BB/KA	LL/TA
															4	5
94	95	96	97	98	99											
Game 10: BOUAOUDA Anass															BB/KA	LL/TA
															4	6
100	101	102	103	104												

**LEGEND**

Ace	Service Fault	Point to receiver	Point to server
Service Break	Winner		





FRI 15 SEP 2023

Scorecard - Double

W	<b>GIANOTTI Nicolas</b> <b>GUEGANO Mathieu (1)</b>	FRA	6	6
	FREITAS Henrique Jose MAIO Pedro	POR	0	3
Match duration: 01h03min			29min	34min

Court	COURT 2	Scoring Rule	Match Tie-Break (No)
Chair Umpire		Match Code	MD004
Started	16:18	Finished	17:21

1st Set

**Game 1: FREITAS Henrique Jose** GG/GM FF/MP  
 1 2 3 4 5 6 7 **1 0**

**Game 2: GIANOTTI Nicolas** GG/GM FF/MP  
 8 9 10 11 12 13 14 **2 0**

**Game 3: FREITAS Henrique Jose** GG/GM FF/MP  
 15 16 17 18 **3 0**

**Game 4: GIANOTTI Nicolas** GG/GM FF/MP  
 19 20 21 22 23 24 **4 0**

**Game 5: FREITAS Henrique Jose** GG/GM FF/MP  
 25 26 27 28 29 **5 0**

**Game 6: GIANOTTI Nicolas** GG/GM FF/MP  
 30 31 32 33 34 **6 0**

2nd Set

**Game 1: FREITAS Henrique Jose** GG/GM FF/MP  
 35 36 37 38 39 40 **0 1**

**Game 2: GIANOTTI Nicolas** GG/GM FF/MP  
 41 42 43 44 **1 1**

**Game 3: FREITAS Henrique Jose** GG/GM FF/MP  
 45 46 47 48 49 50 51 **1 2**

**Game 4: GIANOTTI Nicolas** GG/GM FF/MP  
 52 53 54 55 **2 2**

BTENDOUBLES-----QFNL000100--\_65B 1.0

Report Created FRI 15 SEP 2023 17:23

Page 1 / 2

Timing by TimeTronics - www.timetrronics.be / Data Processing by Microplus - www.microplus.it





FRI 15 SEP 2023

Scorecard - Double

Game 5: FREITAS Henrique Jose														GG/GM	FF/MP		
															3	2	
56	57	58	59	60	61	62											
Game 6: GIANOTTI Nicolas														GG/GM	FF/MP		
															4	2	
63	64	65	66	67	68												
Game 7: FREITAS Henrique Jose														GG/GM	FF/MP		
															4	3	
69	70	71	72	73	74												
Game 8: GIANOTTI Nicolas														GG/GM	FF/MP		
															5	3	
75	76	77	78	79	80												
Game 9: FREITAS Henrique Jose														GG/GM	FF/MP		
															6	3	
81	82	83	84	85	86	87											

Ace	Service Fault	Winner		





FRI 15 SEP 2023

Scorecard - Double

W	BECCACCIOLI Dorianò GIOVANNINI Tommaso (3)	ITA	6	6
	KARAVASILIS Georgios LIASKAS Theodoros	GRE	1	0
Match duration: 00h42min			26min	16min

Court	COURT 2	Scoring Rule	Match Tie-Break (No
Chair Umpire		Match Code	MD005
Started	11:27	Finished	12:09

1st Set

Game 1: KARAVASILIS Georgios																BB/GT	KK/LT	☀
1	2	3	4	5	6											1	0	
Game 2: BECCACCIOLI Dorianò																BB/GT	KK/LT	
7	8	9	10													2	0	
Game 3: KARAVASILIS Georgios																BB/GT	KK/LT	☀
11	12	13	14	15	16											3	0	
Game 4: BECCACCIOLI Dorianò																BB/GT	KK/LT	
17	18	19	20													4	0	
Game 5: KARAVASILIS Georgios																BB/GT	KK/LT	☀
21	22	23	24	25	26	27										5	0	
Game 6: BECCACCIOLI Dorianò																BB/GT	KK/LT	☀
28	29	30	31	32	33	34										5	1	
Game 7: KARAVASILIS Georgios																BB/GT	KK/LT	☀
35	36	37	38	39	40											6	1	

2nd Set

Game 1: BECCACCIOLI Dorianò																BB/GT	KK/LT	
41	42	43	44	45												1	0	
Game 2: KARAVASILIS Georgios																BB/GT	KK/LT	☀
46	47	48	49	50												2	0	
Game 3: BECCACCIOLI Dorianò																BB/GT	KK/LT	
51	52	53	54	55	56	57										3	0	



FRI 15 SEP 2023

Scorecard - Double

Game 4: KARAVASILIS Georgios															BB/GT	KK/LT	
															4	0	
58	59	60	61	62	63												
Game 5: BECCACCIOLI Doriano															BB/GT	KK/LT	
															5	0	
64	65	66	67	68													
Game 6: KARAVASILIS Georgios															BB/GT	KK/LT	
															6	0	
69	70	71	72	73													

**LEGEND**

Ace	Service Fault		Point to receiver		Point to server
	Winner				





FRI 15 SEP 2023

Scorecard - Double

	GOTARDA Paul IRIGARAY Theo	FRA	4	5
<b>W</b>	<b>RAMOS VIERA Antonio Miguel RODRIGUEZ QUEROL Gerard (4)</b>	<b>ESP</b>	<b>6</b>	<b>7</b>
Match duration: 01h24min			40min	44min

Court	COURT 2	Scoring Rule	Match Tie-Break (No)
Chair Umpire		Match Code	MD006
Started	09:57	Finished	11:21

1st Set

Game	Player	GG/IT	RR/RG
Game 1	RAMOS VIERA Antonio Miguel	1	0
Game 2	GOTARDA Paul	2	0
Game 3	RAMOS VIERA Antonio Miguel	3	0
Game 4	GOTARDA Paul	3	1
Game 5	RAMOS VIERA Antonio Miguel	4	1
Game 6	GOTARDA Paul	4	2
Game 7	RAMOS VIERA Antonio Miguel	4	3
Game 8	GOTARDA Paul	4	4
Game 9	RAMOS VIERA Antonio Miguel	4	5
Game 10	GOTARDA Paul	4	6

2nd Set





FRI 15 SEP 2023

Scorecard - Double


Game	Player	54	55	56	57	58	59	60	61	62	63	64	65	66	67	68	69	70	71	72	73	74	75	76	77	78	79	80	81	82	83	84	85	86	87	88	89	90	91	92	93	94	95	96	97	98	99	100	101	102	103	104	105	106	107	108	109	110	111	112	113	114	115	116	117	118	119	120	121	122	123	124	125	GG/IT	RR/RG
Game 1	RAMOS VIERA Antonio Miguel			D		D																																																	0	1																			
Game 2	GOTARDA Paul			D		D		A	A	D	D	D																																											0	2																			
Game 3	RAMOS VIERA Antonio Miguel																																																						1	2																			
Game 4	GOTARDA Paul																																																						2	2																			
Game 5	RAMOS VIERA Antonio Miguel							A		D																																													3	2																			
Game 6	GOTARDA Paul									D		D																																											3	3																			
Game 7	RAMOS VIERA Antonio Miguel																																																						4	3																			
Game 8	GOTARDA Paul																																																						4	4																			
Game 9	RAMOS VIERA Antonio Miguel																																																						4	5																			
Game 10	GOTARDA Paul																																																						5	5																			
Game 11	RAMOS VIERA Antonio Miguel																																																						5	6																			
Game 12	GOTARDA Paul																																																						5	7																			



FRI 15 SEP 2023

Scorecard - Double

LEGEND

- |  |   |   |   |
|--|---|---|---|
|  Ace           |  Service Fault |  Point to receiver |  Point to server |
|  Service Break |  Winner        |   |   |



FRI 15 SEP 2023

Scorecard - Double

	LEMONIDIS Anastasios TRIPOS Anastasios	GRE	1	0
<b>W</b>	<b>BOLLETTINARI Diego</b> <b>SPOTO Mattia (2)</b>	<b>ITA</b>	<b>6</b>	<b>6</b>
Match duration: 00h40min			21min	19min

Court	COURT 1	Scoring Rule	Match Tie-Break (No
Chair Umpire		Match Code	MD007
Started	11:04	Finished	11:44

1st Set

Game	Player	Score	LL/TA	BB/SM
Game 1	BOLLETTINARI Diego	0-1	0	1
Game 2	LEMONIDIS Anastasios	0-2	0	2
Game 3	BOLLETTINARI Diego	0-3	0	3
Game 4	LEMONIDIS Anastasios	1-3	1	3
Game 5	BOLLETTINARI Diego	1-4	1	4
Game 6	LEMONIDIS Anastasios	1-5	1	5
Game 7	BOLLETTINARI Diego	1-6	1	6

2nd Set

Game 1	LEMONIDIS Anastasios	0-1	0	1
Game 2	BOLLETTINARI Diego	0-2	0	2
Game 3	LEMONIDIS Anastasios	0-3	0	3

BTENDOUBLES-----QFNL000400--\_65B 1.0

Report Created FRI 15 SEP 2023 10:47

Page 1 / 2

Timing by TimeTronics - www.timetrronics.be / Data Processing by Microplus - www.microplus.it



FRI 15 SEP 2023

Scorecard - Double

Game 4: BOLLETTINARI Diego															LL/TA	BB/SM
															0	4
60	61	62	63	64												
Game 5: LEMONIDIS Anastasios															LL/TA	BB/SM
															0	5
65	66	67	68	69												
Game 6: BOLLETTINARI Diego															LL/TA	BB/SM
															0	6
70	71	72	73	74	75											

**LEGEND**

Ace	Service Fault	Point to receiver	Point to server
Service Break	Winner		







SAT 16 SEP 2023

Scorecard - Double

W	<b>GIANOTTI Nicolas</b> <b>GUEGANO Mathieu (1)</b>	FRA	4	7	[12]
	BECCACCIOLI Dorianio GIOVANNINI Tommaso (3)	ITA	6	5	[10]
Match duration: 01h48min			41min	49min	18min

Court	COURT 1	Scoring Rule	Match Tie-Break (No
Chair Umpire		Match Code	MD002
Started	11:11	Finished	12:59

1st Set

<b>Game 1: GIANOTTI Nicolas</b>										GG/GM	BB/GT
										1	0
1	2	3	4								
<b>Game 2: BECCACCIOLI Dorianio</b>										GG/GM	BB/GT
										1	1
5	6	7	8	9							
<b>Game 3: GUEGANO Mathieu</b>										GG/GM	BB/GT
										1	2
10	11	12	13	14	15						
<b>Game 4: BECCACCIOLI Dorianio</b>										GG/GM	BB/GT
										1	3
16	17	18	19	20	21	22					
<b>Game 5: GUEGANO Mathieu</b>										GG/GM	BB/GT
										2	3
23	24	25	26	27							
<b>Game 6: BECCACCIOLI Dorianio</b>										GG/GM	BB/GT
										3	3
28	29	30	31	32							
<b>Game 7: GUEGANO Mathieu</b>										GG/GM	BB/GT
										3	4
33	34	35	36	37							
<b>Game 8: BECCACCIOLI Dorianio</b>										GG/GM	BB/GT
										3	5
38	39	40	41								
<b>Game 9: GUEGANO Mathieu</b>										GG/GM	BB/GT
										4	5
42	43	44	45	46							
<b>Game 10: BECCACCIOLI Dorianio</b>										GG/GM	BB/GT
										4	6
47	48	49	50	51							

2nd Set





SAT 16 SEP 2023

Scorecard - Double

Game	Player 1	Player 2	GG/GM	BB/GT	Notes
Game 1	GUEGANO Mathieu		0	1	☀
Game 2	BECCACCIOLI Dorian		1	1	☀
Game 3	GUEGANO Mathieu		1	2	☀
Game 4	BECCACCIOLI Dorian		1	3	
Game 5	GUEGANO Mathieu		2	3	
Game 6	BECCACCIOLI Dorian		2	4	
Game 7	GUEGANO Mathieu		3	4	
Game 8	BECCACCIOLI Dorian		4	4	☀
Game 9	GUEGANO Mathieu		4	5	☀
Game 10	BECCACCIOLI Dorian		5	5	☀
Game 11	GUEGANO Mathieu		6	5	
Game 12	BECCACCIOLI Dorian		7	5	☀

3rd Set





SAT 16 SEP 2023

Scorecard - Double

W	<b>RAMOS VIERA Antonio Miguel</b> <b>RODRIGUEZ QUEROL Gerard (4)</b>	ESP	7	1	[10]
	BOLLETTINARI Diego SPOTO Mattia (2)	ITA	6(5)	6	[8]
Match duration: 01h28min			53min	22min	13min

Court	COURT 2	Scoring Rule	Match Tie-Break (No
Chair Umpire		Match Code	MD003
Started	11:16	Finished	12:44

1st Set

<b>Game 1: RAMOS VIERA Antonio Miguel</b>										RR/RG	BB/SM	
A	/	/	/	/	/	/	/	/	/	1	0	
1	2	3	4									
<b>Game 2: BOLLETTINARI Diego</b>										RR/RG	BB/SM	☀
/	/	/	/	/	/	/	/	/	/	2	0	
5	6	7	8	9	10	11						
<b>Game 3: RODRIGUEZ QUEROL Gerard</b>										RR/RG	BB/SM	☀
D	/	/	D	/	/	/	/	/	/	2	1	
12	13	14	15									
<b>Game 4: BOLLETTINARI Diego</b>										RR/RG	BB/SM	☀
/	D	D	/	/	/	/	/	/	/	3	1	
16	17	18	19	20	21							
<b>Game 5: RODRIGUEZ QUEROL Gerard</b>										RR/RG	BB/SM	
/	/	/	/	/	/	/	/	/	/	4	1	
22	23	24	25									
<b>Game 6: BOLLETTINARI Diego</b>										RR/RG	BB/SM	
/	/	/	/	/	/	/	/	/	/	4	2	
26	27	28	29	30								
<b>Game 7: RODRIGUEZ QUEROL Gerard</b>										RR/RG	BB/SM	☀
/	D	D	/	/	/	/	/	/	/	4	3	
31	32	33	34	35	36	37						
<b>Game 8: BOLLETTINARI Diego</b>										RR/RG	BB/SM	
/	D	/	A	/	/	/	/	/	/	4	4	
38	39	40	41	42								
<b>Game 9: RODRIGUEZ QUEROL Gerard</b>										RR/RG	BB/SM	
/	A	A	D	A	/	/	/	/	/	5	4	
43	44	45	46	47								
<b>Game 10: BOLLETTINARI Diego</b>										RR/RG	BB/SM	
/	/	/	D	/	/	/	/	/	/	5	5	
48	49	50	51	52	53	54						





SAT 16 SEP 2023

Scorecard - Double

Game	Player 1	Player 2	RR/RG	BB/SM
Game 11	RODRIGUEZ QUEROL	Gerard	5	6
Game 12	BOLLETTINARI	Diego	6	6
Game 13	RODRIGUEZ QUEROL	Gerard	7	6
Game 13	BOLLETTINARI	Diego	(7)	(5)

2nd Set

Game	Player 1	Player 2	RR/RG	BB/SM
Game 1	BOLLETTINARI	Diego	0	1
Game 2	RODRIGUEZ QUEROL	Gerard	0	2
Game 3	BOLLETTINARI	Diego	0	3
Game 4	RODRIGUEZ QUEROL	Gerard	0	4
Game 5	BOLLETTINARI	Diego	1	4
Game 6	RODRIGUEZ QUEROL	Gerard	1	5
Game 7	BOLLETTINARI	Diego	1	6

3rd Set

Game	Player 1	Player 2	RR/RG	BB/SM
Game 1	RODRIGUEZ QUEROL	Gerard	1	0



SAT 16 SEP 2023

Scorecard - Double

Game 1: BOLLETTINARI Diego										RR/RG	BB/SM	
											(10)	(8)
121	122	125	126	129	130	133	134	137				

LEGEND

- Ace
- Service Fault
- Winner
- Point to receiver
- Point to server
- Service Break



SAT 16 SEP 2023

Scorecard - Double

W	<b>GIANOTTI Nicolas</b> <b>GUEGANO Mathieu (1)</b>	FRA	6	6
	RAMOS VIERA Antonio Miguel RODRIGUEZ QUEROL Gerard (4)	ESP	2	3
Match duration: 01h01min			33min	28min

Court	COURT 1	Scoring Rule	Match Tie-Break (No
Chair Umpire		Match Code	MD000
Started	16:35	Finished	17:37

1st Set

Game 1: RAMOS VIERA Antonio Miguel		GG/GM	RR/RG					
1	2	3	4	5	6	7	1	0
Game 2: GIANOTTI Nicolas		GG/GM	RR/RG					
8	9	10	11	12	13	14	2	0
Game 3: RAMOS VIERA Antonio Miguel		GG/GM	RR/RG					
15	16	17	18	19	20	3	0	
Game 4: GIANOTTI Nicolas		GG/GM	RR/RG					
21	22	23	24	25	4	0		
Game 5: RAMOS VIERA Antonio Miguel		GG/GM	RR/RG					
26	27	28	29	30	31	4	1	
Game 6: GIANOTTI Nicolas		GG/GM	RR/RG					
32	33	34	35	5	1			
Game 7: RAMOS VIERA Antonio Miguel		GG/GM	RR/RG					
36	37	38	39	5	2			
Game 8: GIANOTTI Nicolas		GG/GM	RR/RG					
40	41	42	43	44	45	46	6	2

2nd Set

Game 1: RAMOS VIERA Antonio Miguel		GG/GM	RR/RG					
47	48	49	50	51	52	53	0	1
Game 2: GIANOTTI Nicolas		GG/GM	RR/RG					
54	55	56	57	58	59	1	1	



SAT 16 SEP 2023

Scorecard - Double

Game 3: RAMOS VIERA Antonio Miguel															GG/GM	RR/RG	
															2	1	
60	61	62	63	64													
Game 4: GIANOTTI Nicolas															GG/GM	RR/RG	
															3	1	
65	66	67	68	69													
Game 5: RAMOS VIERA Antonio Miguel															GG/GM	RR/RG	
															3	2	
70	71	72	73	74													
Game 6: GIANOTTI Nicolas															GG/GM	RR/RG	
															4	2	
75	76	77	78	79	80												
Game 7: RAMOS VIERA Antonio Miguel															GG/GM	RR/RG	
															4	3	
81	82	83	84														
Game 8: GIANOTTI Nicolas															GG/GM	RR/RG	
															5	3	
85	86	87	88	89	90												
Game 9: RAMOS VIERA Antonio Miguel															GG/GM	RR/RG	
															6	3	
91	92	93	94														

**LEGEND**

Ace	Service Fault	Point to receiver	Point to server
Service Break	Winner		







SAT 16 SEP 2023

Scorecard - Double

W	<b>BECCACCIOLI Dorianò</b> <b>GIOVANNINI Tommaso (3)</b>	ITA	6(4)	6	[10]
	BOLLETTINARI Diego SPOTO Mattia (2)	ITA	7	2	[6]
Match duration: 01h29min			53min	24min	12min

Court	COURT 2	Scoring Rule	Match Tie-Break (No
Chair Umpire		Match Code	MD001
Started	15:55	Finished	17:24

1st Set

Game	Player	BB/GT	BB/SM
Game 1	BOLLETTINARI Diego	0	1
Game 2	BECCACCIOLI Dorianò	0	2
Game 3	BOLLETTINARI Diego	0	3
Game 4	BECCACCIOLI Dorianò	1	3
Game 5	BOLLETTINARI Diego	1	4
Game 6	BECCACCIOLI Dorianò	1	5
Game 7	BOLLETTINARI Diego	2	5
Game 8	BECCACCIOLI Dorianò	3	5
Game 9	BOLLETTINARI Diego	4	5
Game 10	BECCACCIOLI Dorianò	5	5



SAT 16 SEP 2023

Scorecard - Double

Game 11: BOLLETTINARI Diego														BB/GT	BB/SM		
															6	5	
56	57	58	59	60	61	62											

Game 12: BECCACCIOLI Doriano														BB/GT	BB/SM		
															6	6	
63	64	65	66	67	68	69											

Game 13: BECCACCIOLI Doriano														BB/GT	BB/SM				
																	6	7	
	71	72		75	76			79	80										

Game 13: BOLLETTINARI Diego														BB/GT	BB/SM				
																	(4)	(7)	
70			73	74			77	78											

2nd Set

Game 1: BECCACCIOLI Doriano														BB/GT	BB/SM				
																	0	1	
81	82	83	84																

Game 2: BOLLETTINARI Diego														BB/GT	BB/SM				
																	1	1	
85	86	87	88	89															

Game 3: BECCACCIOLI Doriano														BB/GT	BB/SM				
																	2	1	
90	91	92	93	94	95														

Game 4: BOLLETTINARI Diego														BB/GT	BB/SM				
																	3	1	
96	97	98	99																

Game 5: BECCACCIOLI Doriano														BB/GT	BB/SM				
																	4	1	
100	101	102	103																

Game 6: BOLLETTINARI Diego														BB/GT	BB/SM				
																	4	2	
104	105	106	107	108	109	110													

Game 7: BECCACCIOLI Doriano														BB/GT	BB/SM				
																	5	2	
111	112	113	114	115	116	117													

Game 8: BOLLETTINARI Diego														BB/GT	BB/SM				
																	6	2	
118	119	120	121	122	123														

3rd Set



SAT 16 SEP 2023

Scorecard - Double

Game 1: BECCACCIOLI Dorian

										BB/GT	BB/SM
										1	0
124	127	128		131	132		135	136	139		

Game 1: BOLLETTINARI Diego

										BB/GT	BB/SM
										(10)	(6)
125	126		129	130		133	134		137	138	

LEGEND

- Ace
- Service Fault
- Point to receiver
- Point to server
- Service Break
- Winner



THU 14 SEP 2023

**Match Statistics - Double**

W	<b>FREITAS Henrique Jose MAIO Pedro</b>	<b>POR</b>	<b>6</b>	<b>6</b>
	GREGORIOU Errikos KASINOPOULOS Rafael	<b>CYP</b>	<b>0</b>	<b>1</b>
Match duration: 00h51min			26min	25min

COURT 2

FREITAS,H./MAIO,P.				GREGORIOU,E./KASINOPOULOS,R.				
1st Set	2nd Set	3rd Set	Total		1st Set	2nd Set	3rd Set	Total
2	0		<b>2</b>	Total aces	0	0		<b>0</b>
2	1		<b>3</b>	Faults	5	6		<b>11</b>
13/15 (87%)	23/24 (96%)		<b>36/39 (92%)</b>	Total Serve	13/18 (72%)	10/16 (62%)		<b>23/34 (68%)</b>
2	0		<b>2</b>	Aces	0	0		<b>0</b>
12/13 (92%)	15/23 (65%)		<b>27/36 (75%)</b>	Serve Points Won	6/13 (46%)	4/10 (40%)		<b>10/23 (43%)</b>
12/18 (67%)	12/16 (75%)		<b>24/34 (71%)</b>	Receive points won	3/15 (20%)	9/24 (38%)		<b>12/39 (31%)</b>
3/5 (60%)	3/3 (100%)		<b>6/8 (75%)</b>	Break point convers.	0/0 (0%)	1/2 (50%)		<b>1/2 (50%)</b>
24	27		<b>51</b>	Total points won	9	13		<b>22</b>

	1st Set						2nd Set						
FREITAS/MAIO	*1	2	*3	4	*5	6	*0	1	*2	3	*4	5	*6
GREGORIOU/KASINOPOULOS	0	*0	0	*0	0	*0	1	*1	1	*1	1	*1	1

<b>LEGEND</b>			
* Server	RET Retired	W Winner	
-			





THU 14 SEP 2023

Match Statistics - Double

W	KARAVASILIS Georgios LIASKAS Theodoros	GRE	6	6
	SAHTALI Said YASRI Hichem	ALG	1	4
Match duration: 01h00min			27min	33min

COURT 2

KARAVASILIS,G./LIASKAS,T.					SAHTALI,S./YASRI,H.			
1st Set	2nd Set	3rd Set	Total		1st Set	2nd Set	3rd Set	Total
1	0		<b>1</b>	Total aces	0	1		<b>1</b>
6	8		<b>14</b>	Faults	5	4		<b>9</b>
12/18	21/29		<b>33/47</b>	Total Serve	20/25	23/27		<b>43/52</b>
(67%)	(72%)		<b>(70%)</b>	Aces	0	1		<b>1</b>
1	0		<b>1</b>	Serve Points Won	9/20	9/23		<b>18/43</b>
9/12	13/21		<b>22/33</b>	Receive points won	9/18	16/29		<b>25/47</b>
(75%)	(62%)		<b>(67%)</b>	Break point convers.	50%	(55%)		<b>(53%)</b>
16/25	18/27		<b>34/52</b>	Total points won	18	25		<b>43</b>
(64%)	(67%)		<b>(65%)</b>					
4/7	4/4		<b>8/11</b>					
(57%)	(100%)		<b>(73%)</b>					
25	31		<b>56</b>					

	1st Set						2nd Set										
KARAVASILIS/LIASKAS	1	*1	2	*3	4	*5	6	*1	2	*2	3	*3	3	*4	5	*5	6
SAHTALI/YASRI	*0	1	*1	1	*1	1	*1	0	*0	1	*1	2	*3	3	*3	4	*4

<b>LEGEND</b>			
* Server	RET Retired	W Winner	
-			



THU 14 SEP 2023

Match Statistics - Double

	GALLI Alvise ZAFFERANI Federico	SMR	2	3
<b>W</b>	<b>GOTARDA Paul</b> <b>IRIGARAY Theo</b>	<b>FRA</b>	<b>6</b>	<b>6</b>
Match duration: 00h57min			30min	27min

COURT 2

GALLI,A./ZAFFERANI,F.				GOTARDA,P./IRIGARAY,T.				
1st Set	2nd Set	3rd Set	Total		1st Set	2nd Set	3rd Set	Total
0	0		<b>0</b>	Total aces	0	0		<b>0</b>
0	4		<b>4</b>	Faults	0	0		<b>0</b>
22/22 (100%)	19/23 (83%)		<b>41/45 (91%)</b>	Total Serve	22/22 (100%)	22/22 (100%)		<b>44/44 (100%)</b>
0	0		<b>0</b>	Aces	0	0		<b>0</b>
10/22 (45%)	6/19 (32%)		<b>16/41 (39%)</b>	Serve Points Won	16/22 (73%)	11/22 (50%)		<b>27/44 (61%)</b>
6/22 (27%)	11/22 (50%)		<b>17/44 (39%)</b>	Receive points won	12/22 (55%)	17/23 (74%)		<b>29/45 (64%)</b>
0/0 (0%)	2/2 (100%)		<b>2/2 (100%)</b>	Break point convers.	2/6 (33%)	4/4 (100%)		<b>6/10 (60%)</b>
16	17		<b>33</b>	Total points won	28	28		<b>56</b>

	1st Set								2nd Set								
GALLI/ZAFFERANI	*0	0	*0	0	*1	1	*2	2	*0	1	*2	2	*2	3	*3	3	*3
GOTARDA/IRIGARAY	1	*2	3	*4	4	*5	5	*6	1	*1	1	*2	3	*3	4	*5	6

<b>LEGEND</b>			
* Server	RET Retired	W Winner	
-			





THU 14 SEP 2023

### Match Statistics - Double

	ANDREOU Georgios THALASSINOS Andreas	CYP	1	0
<b>W</b>	<b>RAMOS VIERA Antonio Miguel RODRIGUEZ QUEROL Gerard (4)</b>	<b>ESP</b>	<b>6</b>	<b>6</b>
Match duration: 00h40min			24min	16min

COURT 1

ANDREOU,G./THALASSINOS,A.					RAMOS VIERA,A./RODRIGUEZ QUERO (4)			
1st Set	2nd Set	3rd Set	Total		1st Set	2nd Set	3rd Set	Total
0	1		<b>1</b>	Total aces	2	2		<b>4</b>
1	1		<b>2</b>	Faults	0	0		<b>0</b>
17/18 (94%)	15/16 (94%)		<b>32/34 (94%)</b>	Total Serve	22/22 (100%)	17/17 (100%)		<b>39/39 (100%)</b>
0	1		<b>1</b>	Aces	2	2		<b>4</b>
7/17 (41%)	4/15 (27%)		<b>11/32 (34%)</b>	Serve Points Won	16/22 (73%)	12/17 (71%)		<b>28/39 (72%)</b>
6/22 (27%)	5/17 (29%)		<b>11/39 (28%)</b>	Receive points won	11/18 (61%)	12/16 (75%)		<b>23/34 (68%)</b>
0/0 (0%)	0/3 (0%)		<b>0/3 (0%)</b>	Break point convers.	2/4 (50%)	3/4 (75%)		<b>5/8 (62%)</b>
13	9		<b>22</b>	Total points won	27	24		<b>51</b>

	1st Set						2nd Set						
ANDREOU/THALASSINOS	0	*0	0	*1	1	*1	1	*0	0	*0	0	*0	0
RAMOS VIERA/RODRIGUEZ QUE	*1	2	*3	3	*4	5	*6	1	*2	3	*4	5	*6

LEGEND				
*	Server	RET	Retired	W Winner
-	-			



THU 14 SEP 2023

Match Statistics - Double

	BOUAOUDA Anass KAAOUACHI Aymane	MAR	2	4
<b>W</b>	<b>LEMONIDIS Anastasios</b> <b>TRIPPOS Anastasios</b>	<b>GRE</b>	<b>6</b>	<b>6</b>
Match duration: 01h02min			30min	32min

COURT 1

BOUAOUDA,A./KAAOUACHI,A.				LEMONIDIS,A./TRIPPOS,A.				
1st Set	2nd Set	3rd Set	Total		1st Set	2nd Set	3rd Set	Total
1	1		<b>2</b>	Total aces	0	1		<b>1</b>
5	3		<b>8</b>	Faults	4	1		<b>5</b>
21/26	23/26		<b>44/52</b>	Total Serve	19/23	28/29		<b>47/52</b>
(81%)	(88%)		<b>(85%)</b>	Aces	(83%)	(97%)		<b>(90%)</b>
1	1		<b>2</b>	Serve Points Won	0	1		<b>1</b>
11/21	13/23		<b>24/44</b>	Receive points won	15/19	17/28		<b>32/47</b>
(52%)	(57%)		<b>(55%)</b>	Break point convers.	(79%)	(61%)		<b>(68%)</b>
8/23	12/29		<b>20/52</b>	Total points won	15/26	13/26		<b>28/52</b>
(35%)	(41%)		<b>(38%)</b>		(58%)	(50%)		<b>(54%)</b>
1/4	2/3		<b>3/7</b>		3/5	3/4		<b>6/9</b>
(25%)	(67%)		<b>(43%)</b>		(60%)	(75%)		<b>(67%)</b>
19	25		<b>44</b>		30	30		<b>60</b>

	1st Set					2nd Set												
BOUAOUDA/KAAOUACHI	0	*0	0	*1	1	*1	2	*2	1	*1	1	*2	2	*2	3	*4	4	*4
LEMONIDIS/TRIPPOS	*1	2	*3	3	*4	5	*5	6	*0	1	*2	2	*3	4	*4	4	*5	6

<b>LEGEND</b>			
* Server	RET Retired	W Winner	
-			







FRI 15 SEP 2023

Match Statistics - Double

W	<b>GIANOTTI Nicolas</b> <b>GUEGANO Mathieu (1)</b>	<b>FRA</b>	<b>6</b>	<b>6</b>
	FREITAS Henrique Jose MAIO Pedro	POR	0	3
Match duration: 01h03min			29min	34min

COURT 2

GIANOTTI,N./GUEGANO,M. (1)				FREITAS,H./MAIO,P.				
1st Set	2nd Set	3rd Set	Total		1st Set	2nd Set	3rd Set	Total
1	1		<b>2</b>	Total aces	1	1		<b>2</b>
4	1		<b>5</b>	Faults	2	3		<b>5</b>
14/18	19/20		<b>33/38</b>	Total Serve	14/16	30/33		<b>44/49</b>
(78%)	(95%)		<b>(87%)</b>	Aces	(88%)	(91%)		<b>(90%)</b>
1	1		<b>2</b>	Serve Points Won	1	1		<b>2</b>
12/14	16/19		<b>28/33</b>	Receive points won	4/14	18/30		<b>22/44</b>
(86%)	(84%)		<b>(85%)</b>	Break point convers.	(29%)	(60%)		<b>(50%)</b>
12/16	15/33		<b>27/49</b>	Total points won	6/18	4/20		<b>10/38</b>
(75%)	(45%)		<b>(55%)</b>		(33%)	(20%)		<b>(26%)</b>
3/3	2/5		<b>5/8</b>		0/1	0/0		<b>0/1</b>
(100%)	(40%)		<b>(62%)</b>		(0%)	(0%)		<b>(0%)</b>
24	31		<b>55</b>		10	22		<b>32</b>

	1st Set						2nd Set								
GIANOTTI/GUEGANO (1)	1	*2	3	*4	5	*6	0	*1	1	*2	3	*4	4	*5	6
FREITAS/MAIO	*0	0	*0	0	*0	0	*1	1	*2	2	*2	2	*3	3	*3

<b>LEGEND</b>			
* Server	RET Retired	W Winner	
-			



FRI 15 SEP 2023

Match Statistics - Double

W	<b>BECCACCIOLI Dorian</b> <b>GIOVANNINI Tommaso (3)</b>	ITA	6	6
	KARAVASILIS Georgios LIASKAS Theodoros	GRE	1	0
Match duration: 00h42min			26min	16min

COURT 2

BECCACCIOLI,D./GIOVANNINI,T. (3)				KARAVASILIS,G./LIASKAS,T.				
1st Set	2nd Set	3rd Set	Total		1st Set	2nd Set	3rd Set	Total
1	0		1	Total aces	2	1		3
1	2		3	Faults	2	4		6
14/15	15/17		29/32	Total Serve	23/25	12/16		35/41
(93%)	(88%)		(91%)	Aces	(92%)	(75%)		(85%)
1	0		1	Serve Points Won	2	1		3
11/14	12/15		23/29	Receive points won	9/23	4/12		13/35
(79%)	(80%)		(79%)	Break point convers.	(39%)	(33%)		(37%)
16/25	12/16		28/41	Total points won	4/15	5/17		9/32
(64%)	(75%)		(68%)		(27%)	(29%)		(28%)
4/6	3/6		7/12		1/3	0/3		1/6
(67%)	(50%)		(58%)		(33%)	(0%)		(17%)
27	24		51		13	9		22

	1st Set						2nd Set						
BECCACCIOLI/GIOVANNINI (3)	1	*2	3	*4	5	*5	6	*1	2	*3	4	*5	6
KARAVASILIS/LIASKAS	*0	0	*0	0	*0	1	*1	0	*0	0	*0	0	*0

<b>LEGEND</b>				
* Server	RET Retired	W Winner		
-				



FRI 15 SEP 2023

Match Statistics - Double

	GOTARDA Paul IRIGARAY Theo	FRA	4	5
<b>W</b>	<b>RAMOS VIERA Antonio Miguel RODRIGUEZ QUEROL Gerard (4)</b>	<b>ESP</b>	<b>6</b>	<b>7</b>
Match duration: 01h24min			40min	44min

COURT 2

GOTARDA,P./IRIGARAY,T.				RAMOS VIERA,A./RODRIGUEZ QUERO (4)				
1st Set	2nd Set	3rd Set	Total		1st Set	2nd Set	3rd Set	Total
1	2		<b>3</b>	Total aces	1	1		<b>2</b>
7	7		<b>14</b>	Faults	4	3		<b>7</b>
20/27	32/39		<b>52/66</b>	Total Serve	22/26	30/33		<b>52/59</b>
(74%)	(82%)		<b>(79%)</b>	Aces	(85%)	(91%)		<b>(88%)</b>
1	2		<b>3</b>	Serve Points Won	13/22	18/30		<b>31/52</b>
9/20	19/32		<b>28/52</b>	Receive points won	(59%)	(60%)		<b>(60%)</b>
(45%)	(59%)		<b>(54%)</b>	Break point convers.	18/27	20/39		<b>38/66</b>
13/26	15/33		<b>28/59</b>	Total points won	(67%)	(51%)		<b>(58%)</b>
(50%)	(45%)		<b>(47%)</b>		4/5	4/6		<b>8/11</b>
3/4	3/5		<b>6/9</b>		(80%)	(67%)		<b>(73%)</b>
(75%)	(60%)		<b>(67%)</b>		31	38		<b>69</b>
22	34		<b>56</b>					

	1st Set									2nd Set												
GOTARDA/IRIGARAY	1	*2	3	*3	4	*4	4	*4	4	*4	0	*0	1	*2	3	*3	4	*4	4	*5	5	*5
RAMOS VIERA/RODRIGUEZ QUE	*0	0	*0	1	*1	2	*3	4	*5	6	*1	2	*2	2	*2	3	*3	4	*5	5	*6	7

<b>LEGEND</b>					
*	Server	RET	Retired	W	Winner
-	-				



FRI 15 SEP 2023

Match Statistics - Double

	LEMONIDIS Anastasios TRIPOS Anastasios	GRE	1	0
<b>W</b>	<b>BOLLETTINARI Diego</b> <b>SPOTO Mattia (2)</b>	<b>ITA</b>	<b>6</b>	<b>6</b>
Match duration: 00h40min			21min	19min

COURT 1

LEMONIDIS,A./TRIPOS,A.				BOLLETTINARI,D./SPOTO,M. (2)				
1st Set	2nd Set	3rd Set	Total		1st Set	2nd Set	3rd Set	Total
1	0		<b>1</b>	Total aces	3	0		<b>3</b>
1	2		<b>3</b>	Faults	2	2		<b>4</b>
17/18	13/15		<b>30/33</b>	Total Serve	22/24	16/18		<b>38/42</b>
(94%)	(87%)		<b>(91%)</b>	Aces	(92%)	(89%)		<b>(90%)</b>
1	0		<b>1</b>	Serve Points Won	3	0		<b>3</b>
7/17	3/13		<b>10/30</b>	Receive points won	16/22	12/16		<b>28/38</b>
(41%)	(23%)		<b>(33%)</b>	Break point convers.	(73%)	(75%)		<b>(74%)</b>
8/24	6/18		<b>14/42</b>	Total points won	11/18	12/15		<b>23/33</b>
(33%)	(33%)		<b>(33%)</b>		(61%)	(80%)		<b>(70%)</b>
0/1	0/1		<b>0/2</b>		2/5	3/4		<b>5/9</b>
(0%)	(0%)		<b>(0%)</b>		(40%)	(75%)		<b>(56%)</b>
15	9		<b>24</b>		27	24		<b>51</b>

	1st Set							2nd Set						
LEMONIDIS/TRIPOS	0	*0	0	*1	1	*1	1	*0	0	*0	0	*0	0	
BOLLETTINARI/SPOTO (2)	*1	2	*3	3	*4	5	*6	1	*2	3	*4	5	*6	

<b>LEGEND</b>			
* Server	RET Retired	W Winner	
-			



SAT 16 SEP 2023

Match Statistics - Double

W	<b>GIANOTTI Nicolas</b> <b>GUEGANO Mathieu (1)</b>	<b>FRA</b>	<b>4</b>	<b>7</b>	<b>[12]</b>
	BECCACCIOLI Doriano GIOVANNINI Tommaso (3)	<b>ITA</b>	<b>6</b>	<b>5</b>	<b>[10]</b>
Match duration: 01h48min			41min	49min	18min

COURT 1

GIANOTTI,N./GUEGANO,M. (1)				BECCACCIOLI,D./GIOVANNINI,T. (3)				
1st Set	2nd Set	3rd Set	Total		1st Set	2nd Set	3rd Set	Total
0	0	0	<b>0</b>	Total aces	0	0	0	<b>0</b>
3	4	1	<b>8</b>	Faults	1	4	1	<b>6</b>
22/25	32/36	10/11	<b>64/72</b>	Total Serve	25/26	34/38	10/11	<b>69/75</b>
(88%)	(89%)	(91%)	<b>(89%)</b>	Aces	(96%)	(89%)	(91%)	<b>(92%)</b>
0	0	0	<b>0</b>	Serve Points Won	0	0	0	<b>0</b>
15/22	16/32	4/10	<b>35/64</b>	Receive points won	17/25	18/34	3/10	<b>38/69</b>
(68%)	(50%)	(40%)	<b>(55%)</b>	Break point convers.	(68%)	(53%)	(30%)	<b>(55%)</b>
9/26	20/38	8/11	<b>37/75</b>	Total points won	10/25	20/36	7/11	<b>37/72</b>
(35%)	(53%)	(73%)	<b>(49%)</b>		(40%)	(56%)	(64%)	<b>(51%)</b>
1/4	4/5	0/0	<b>5/9</b>		2/3	3/7	0/0	<b>5/10</b>
(25%)	(80%)	(0%)	<b>(56%)</b>		(67%)	(43%)	(0%)	<b>(50%)</b>
24	36	12	<b>72</b>		27	38	10	<b>75</b>

	1st Set				2nd Set							3rd Set											
GIANOTTI/GUEGANO (1)	*1	1	*1	1	*2	3	*3	3	*4	4	*0	1	*1	1	*2	2	*3	4	*4	5	*6	7	[12]
BECCACCIOLI/GIOVANNINI (3)	0	*1	2	*3	3	*3	4	*5	5	*6	1	*1	2	*3	3	*4	4	*4	5	*5	5	*5	[10]

<b>LEGEND</b>			
* Server	RET Retired	W Winner	
-			



SAT 16 SEP 2023

Match Statistics - Double

W	<b>RAMOS VIERA Antonio Miguel</b> <b>RODRIGUEZ QUEROL Gerard (4)</b>	ESP	7	1	[10]
	BOLLETTINARI Diego SPOTO Mattia (2)	ITA	6(5)	6	[8]
Match duration: 01h28min			53min	22min	13min

COURT 2

RAMOS VIERA,A./RODRIGUEZ QUERO (4)				BOLLETTINARI,D./SPOTO,M. (2)				
1st Set	2nd Set	3rd Set	Total		1st Set	2nd Set	3rd Set	Total
5	0	1	6	Total aces	2	1	1	4
5	6	1	12	Faults	5	3	0	8
32/37	11/17	8/9	51/63	Total Serve	38/43	19/22	9/9	66/74
(86%)	(65%)	(89%)	(81%)	Aces	(88%)	(86%)	(100%)	(89%)
5	0	1	6	Serve Points Won	24/38	15/19	5/9	44/66
23/32	5/11	6/8	34/51	Receive points won	(63%)	(79%)	(56%)	(67%)
(72%)	(45%)	(75%)	(67%)	Break point convers.	(38%)	(71%)	(33%)	(46%)
19/43	7/22	4/9	30/74	Total points won	38	27	8	73
(44%)	(32%)	(44%)	(41%)					
3/5	1/1	0/0	4/6					
(60%)	(100%)	(0%)	(67%)					
42	12	10	64					

	1st Set											2nd Set					3rd Set				
RAMOS VIERA/RODRIGUEZ QUE	*1	2	*2	3	*4	4	*4	4	*5	5	*5	6	7	0	*0	0	*0	1	*1	1	[10]
BOLLETTINARI/SPOTO (2)	0	*0	1	*1	1	*2	3	*4	4	*5	6	*6	6(5)	*1	2	*3	4	*4	5	*6	[8]

<b>LEGEND</b>			
* Server	RET Retired	W Winner	
-			



SAT 16 SEP 2023

Match Statistics - Double

W	<b>GIANOTTI Nicolas</b> <b>GUEGANO Mathieu (1)</b>	<b>FRA</b>	<b>6</b>	<b>6</b>
	RAMOS VIERA Antonio Miguel RODRIGUEZ QUEROL Gerard (4)	ESP	2	3
Match duration: 01h01min			33min	28min

COURT 1

GIANOTTI,N./GUEGANO,M. (1)				RAMOS VIERA,A./RODRIGUEZ QUERO (4)				
1st Set	2nd Set	3rd Set	Total		1st Set	2nd Set	3rd Set	Total
1	0		<b>1</b>	Total aces	0	0		<b>0</b>
1	0		<b>1</b>	Faults	1	2		<b>3</b>
22/23	23/23		<b>45/46</b>	Total Serve	22/23	23/25		<b>45/48</b>
(96%)	(100%)		<b>(98%)</b>	Aces	(96%)	(92%)		<b>(94%)</b>
1	0		<b>1</b>	Serve Points Won	0	0		<b>0</b>
16/22	16/23		<b>32/45</b>	Receive points won	13/22	13/23		<b>26/45</b>
(73%)	(70%)		<b>(71%)</b>	Break point convers.	(59%)	(57%)		<b>(58%)</b>
10/23	12/25		<b>22/48</b>	Total points won	7/23	7/23		<b>14/46</b>
(43%)	(48%)		<b>(46%)</b>		(30%)	(30%)		<b>(30%)</b>
2/4	2/4		<b>4/8</b>		0/5	0/0		<b>0/5</b>
(50%)	(50%)		<b>(50%)</b>		(0%)	(0%)		<b>(0%)</b>
26	28		<b>54</b>		20	20		<b>40</b>

	1st Set										2nd Set									
GIANOTTI/GUEGANO (1)	1	*2	3	*4	4	*5	5	*6	6	0	*1	2	*3	3	*4	4	*5	5	*6	6
RAMOS VIERA/RODRIGUEZ QUE	*0	0	*0	0	*1	1	*2	2	*3	3	*4	4	*5	5	*6	6	*7	7	*8	8

<b>LEGEND</b>			
* Server	RET Retired	W Winner	
-			





SAT 16 SEP 2023

Match Statistics - Double

W	<b>BECCACCIOLI Doriano</b> <b>GIOVANNINI Tommaso (3)</b>	ITA	<b>6(4)</b>	<b>6</b>	<b>[10]</b>
	BOLLETTINARI Diego SPOTO Mattia (2)	ITA	7	2	[6]
Match duration: 01h29min			53min	24min	12min

COURT 2

BECCACCIOLI,D./GIOVANNINI,T. (3)				BOLLETTINARI,D./SPOTO,M. (2)				
1st Set	2nd Set	3rd Set	Total		1st Set	2nd Set	3rd Set	Total
3	2	0	<b>5</b>	Total aces	1	1	0	<b>2</b>
4	3	1	<b>8</b>	Faults	5	5	0	<b>10</b>
36/40	18/21	7/8	<b>61/69</b>	Total Serve	35/40	17/22	8/8	<b>60/70</b>
(90%)	(86%)	(88%)	<b>(88%)</b>	Aces	(88%)	(77%)	(100%)	<b>(86%)</b>
3	2	0	<b>5</b>	Serve Points Won	1	1	0	<b>2</b>
22/36	12/18	5/7	<b>39/61</b>	Receive points won	20/35	7/17	3/8	<b>30/60</b>
(61%)	(67%)	(71%)	<b>(64%)</b>	Break point convers.	(57%)	(41%)	(38%)	<b>(50%)</b>
20/40	15/22	5/8	<b>40/70</b>	Total points won	18/40	9/21	3/8	<b>30/69</b>
(50%)	(68%)	(62%)	<b>(57%)</b>		(45%)	(43%)	(38%)	<b>(43%)</b>
3/6	3/7	0/0	<b>6/13</b>		3/6	1/4	0/0	<b>4/10</b>
(50%)	(43%)	(0%)	<b>(46%)</b>		(50%)	(25%)	(0%)	<b>(40%)</b>
42	27	10	<b>79</b>		38	16	6	<b>60</b>

	1st Set												2nd Set						3rd Set			
BECCACCIOLI/GIOVANNINI (3)	0	*0	0	*1	1	*1	2	*3	4	*5	6	*6	6(4)	*0	1	*2	3	*4	4	*5	6	[10]
BOLLETTINARI/SPOTO (2)	*1	2	*3	3	*4	5	*5	5	*5	5	*5	6	7	1	*1	1	*1	1	*2	2	*2	[6]

<b>LEGEND</b>			
* Server	RET Retired	W Winner	
-			





## Entry List by Event

As of TUE 12 SEP 2023

Rank	Name	CTRY	Seed
	GIANOTTI Nicolas GUEGANO Mathieu	FRA	1
	BOLLETTINARI Diego SPOTO Mattia	ITA	2
	BECCACCIOLI Dorian GIOVANNINI Tommaso	ITA	3
	RAMOS VIERA Antonio Miguel RODRIGUEZ QUEROL Gerard	ESP	4
	SAHTALI Said YASRI Hichem	ALG	
	GREGORIOU Errikos KASINOPOULOS Rafael	CYP	
	ANDREOU Georgios THALASSINOS Andreas	CYP	
	GOTARDA Paul IRIGARAY Theo	FRA	
	KARAVASILIS Georgios LIASKAS Theodoros	GRE	
	LEMONIDIS Anastasios TRIPOS Anastasios	GRE	
	BOUAOUA Anass KAAOUACHI Aymane	MAR	
	FREITAS Henrique Jose MAIO Pedro	POR	
	GALLI Alvise ZAFFERANI Federico	SMR	



## Team Medallists

Medal	CTRY	Name
GOLD	ITA - Italy	BECCACCIOLI Dorian GASPARRI Giulia
SILVER	ITA - Italy	BOLLETTINARI Diego NOBILE Nicole
BRONZE	ESP - Spain	FERNANDEZ PALOS Eva RAMOS VIERA Antonio Miguel



**Draw**  
**As of FRI 15 SEP 2023 at 18:22**

Rank	Round 1	Seed	NOC	Quarter-finals	Semi-finals	Gold-medal Match
	GASPARRI G./BECCACCIOLI D.	(1)	ITA			
	BYE			GASPARRI G./BECCACCIOLI D. (1)		
	COSTA GRAELL A./RODRIGUEZ		ESP		GASPARRI G./BECCACCIOLI D. (1) 6 - 3, 6 - 1	
	GRANDI A./GALLI A.		SMR	COSTA GRAELL A./RODRIGUEZ QUER 6 - 3, 6 - 4		
	BARRAU L./RIGARAY T.	(4)	FRA			GASPARRI G./BECCACCIOLI D. (1) 6 - 2, 6 - 3
	TAVARES M./MAIO P.		POR	BARRAU L./RIGARAY T. (4) 6 - 1, 4 - 6, [10] - [4]		
	SOTIRIADOU A./LIASKAS T.		GRE		BARRAU L./RIGARAY T. (4) 6 - 0, 6 - 1	
	HORICEANU M./GREGORIOU E.		CYP	HORICEANU M./GREGORIOU E. 7 - 6(8), 6 - 4		
	BILLAMI L./SAHTALI S.		ALG			Gold Medal GASPARRI/BECCACCIOLI 1 - 6, 6 - 1, [11] - [9]
	BRAY M./GIANOTTI N.		FRA	BRAY M./GIANOTTI N. 6 - 1, 6 - 0		
	CUNHA M./FREITAS H.		POR		NOBILE N./BOLLETTINARI D. (3) 6 - 2, 6 - 4	
	NOBILE N./BOLLETTINARI D.	(3)	ITA	NOBILE N./BOLLETTINARI D. (3) 6 - 1, 6 - 4		
	TSAKKISTOU N./KASINOPOULO		CYP			NOBILE N./BOLLETTINARI D. (3) 6 - 3, 0 - 6, [11] - [9]
	SAKKA V./LEMONIDIS A.		GRE	TSAKKISTOU N./KASINOPOULOS R. 6 - 0, 6 - 0		
	COLONNA M./ZAFFERANI F.		SMR			Bronze Medal BARRAU L./RIGARAY T. (4) FRA FERNANDEZ PALOS/RAMOS VIERA 6 - 0, 0 - 0
	FERNANDEZ PALOS E./RAMOS	(2)	ESP	FERNANDEZ PALOS E./RAMOS VIERA (2) 6 - 1, 6 - 0		FERNANDEZ PALOS E./RAMOS (2) ESP

**LEGEND**

ALT Alternate                      W/O Walk-Over



WED 13 SEP 2023

Scorecard - Double

W	<b>COSTA GRAELL Ariadna</b> <b>RODRIGUEZ QUEROL Gerard</b>	ESP	6	6
	GRANDI Alice GALLI Alvise	SMR	3	4
Match duration: 01h03min			32min	31min

Court	COURT 1	Scoring Rule	Match Tie-Break (No
Chair Umpire		Match Code	XD009
Started	10:06	Finished	11:09

1st Set

Game	Player	CC/RG	GG/GA
Game 1	GRANDI Alice	1	0
Game 2	COSTA GRAELL Ariadna	2	0
Game 3	GRANDI Alice	3	0
Game 4	COSTA GRAELL Ariadna	3	1
Game 5	GRANDI Alice	4	1
Game 6	COSTA GRAELL Ariadna	4	2
Game 7	GRANDI Alice	5	2
Game 8	COSTA GRAELL Ariadna	5	3
Game 9	GRANDI Alice	6	3

2nd Set

Game	Player	CC/RG	GG/GA
Game 1	COSTA GRAELL Ariadna	1	0

BTEXDOUBLES-----8FNL000200--\_65B 1.0

Report Created WED 13 SEP 2023 11:46

Page 1 / 2

Timing by TimeTronics - www.timetrronics.be / Data Processing by Microplus - www.microplus.it



WED 13 SEP 2023

Scorecard - Double

Game	Player	CC/RG	GG/GA	Notes
Game 2	GRANDI Alice	2	0	Service Break
Game 3	COSTA GRAELL Ariadna	3	0	
Game 4	GRANDI Alice	3	1	
Game 5	COSTA GRAELL Ariadna	3	2	Service Break
Game 6	GRANDI Alice	3	3	
Game 7	COSTA GRAELL Ariadna	3	4	Service Break
Game 8	GRANDI Alice	4	4	Service Break
Game 9	COSTA GRAELL Ariadna	5	4	
Game 10	GRANDI Alice	6	4	Service Break

**LEGEND**

Ace	Service Fault	Point to receiver	Point to server
Service Break	Winner		





WED 13 SEP 2023

Scorecard - Double

W	<b>BARRAU Lola</b> <b>IRIGARAY Theo (4)</b>	FRA	6	4	[10]
	TAVARES Maria MAIO Pedro	POR	1	6	[4]
Match duration: 00h57min			14min	32min	11min

Court	COURT 2	Scoring Rule	Match Tie-Break (No)
Chair Umpire		Match Code	XD010
Started	10:15	Finished	11:27

1st Set

**Game 1: BARRAU Lola** BB/IT TT/MP 0 1

**Game 2: TAVARES Maria** BB/IT TT/MP 1 1

**Game 3: IRIGARAY Theo** BB/IT TT/MP 2 1

**Game 4: MAIO Pedro** BB/IT TT/MP 3 1

**Game 5: BARRAU Lola** BB/IT TT/MP 4 1

**Game 6: TAVARES Maria** BB/IT TT/MP 5 1

**Game 7: IRIGARAY Theo** BB/IT TT/MP 6 1

2nd Set

**Game 1: TAVARES Maria** BB/IT TT/MP 0 1

**Game 2: IRIGARAY Theo** BB/IT TT/MP 0 2

**Game 3: TAVARES Maria** BB/IT TT/MP 1 2

BTEXDOUBLES-----8FNL000300--\_65B 1.1

Report Created WED 13 SEP 2023 12:15

Page 1 / 2

Timing by TimeTronics - www.timetrronics.be / Data Processing by Microplus - www.microplus.it



WED 13 SEP 2023

Scorecard - Double

Game 4: IRIGARAY Theo															BB/IT	TT/MP
															2	2
62	63	64	65	66												

Game 5: TAVARES Maria															BB/IT	TT/MP
															2	3
67	68	69	70	71	72	73										

Game 6: IRIGARAY Theo															BB/IT	TT/MP
															2	4
74	75	76	77	78	79											

Game 7: TAVARES Maria															BB/IT	TT/MP
															2	5
80	81	82	83	84	85	86										

Game 8: IRIGARAY Theo															BB/IT	TT/MP
															3	5
87	88	89	90	91	92											

Game 9: TAVARES Maria															BB/IT	TT/MP
															4	5
93	94	95	96													

Game 10: IRIGARAY Theo															BB/IT	TT/MP
															4	6
97	98	99	100	101												

3rd Set Game 1: IRIGARAY Theo															BB/IT	TT/MP
															1	0
	103	104			107	108		111	112		115					

3rd Set Game 1: TAVARES Maria															BB/IT	TT/MP
															(10)	(4)
102			105	106		109	110		113	114						

**LEGEND**

Ace	Service Fault		
Service Break	Winner		





WED 13 SEP 2023

Scorecard - Double

	SOTIRIADOU Aspasia LIASKAS Theodoros	GRE	6(8)	4
<b>W</b>	<b>HORICEANU Mihaela Christina</b> <b>GREGORIOU Errikos</b>	<b>CYP</b>	<b>7</b>	<b>6</b>
Match duration: 01h25min			53min	32min

Court	COURT 4	Scoring Rule	Match Tie-Break (No
Chair Umpire		Match Code	XD011
Started	10:02	Finished	11:27

1st Set

Game	Player	SS/LT	HH/GE
Game 1	HORICEANU Mihaela Christina	0	1
Game 2	SOTIRIADOU Aspasia	1	1
Game 3	HORICEANU Mihaela Christina	2	1
Game 4	SOTIRIADOU Aspasia	2	2
Game 5	HORICEANU Mihaela Christina	2	3
Game 6	SOTIRIADOU Aspasia	3	3
Game 7	HORICEANU Mihaela Christina	3	4
Game 8	SOTIRIADOU Aspasia	4	4
Game 9	HORICEANU Mihaela Christina	4	5
Game 10	SOTIRIADOU Aspasia	5	5





WED 13 SEP 2023

Scorecard - Double

**Game 11: HORICEANU Mihaela Christina**

						SS/LT	HH/GE	
A					D	6	5	☀
57	58	59	60	61	62			

**Game 12: SOTIRIADOU Aspasia**

						SS/LT	HH/GE	
						6	6	☀
63	64	65	66	67	68			

**Game 13: SOTIRIADOU Aspasia**

							SS/LT	HH/GE	
							6	7	☀
70	71	74	75	78	79	82	83	86	

**Game 13: HORICEANU Mihaela Christina**

						SS/LT	HH/GE		
						(8)	(10)		
69	72	73	76	77	80	81	84	85	

2nd Set

**Game 1: SOTIRIADOU Aspasia**

				SS/LT	HH/GE	
				0	1	☀
87	88	89	90			

**Game 2: HORICEANU Mihaela Christina**

					SS/LT	HH/GE	
				D	1	1	☀
91	92	93	94	95			

**Game 3: SOTIRIADOU Aspasia**

					SS/LT	HH/GE	
					2	1	
96	97	98	99	100			

**Game 4: HORICEANU Mihaela Christina**

						SS/LT	HH/GE	
				D		2	2	
101	102	103	104	105	106	107		

**Game 5: SOTIRIADOU Aspasia**

						SS/LT	HH/GE	
	A					3	2	
108	109	110	111	112	113	114		

**Game 6: HORICEANU Mihaela Christina**

						SS/LT	HH/GE	
A		D				4	2	☀
115	116	117	118	119	120	121		

**Game 7: SOTIRIADOU Aspasia**

				SS/LT	HH/GE	
			D	4	3	☀
122	123	124	125			

**Game 8: HORICEANU Mihaela Christina**

					SS/LT	HH/GE	
	D				4	4	
126	127	128	129	130			



WED 13 SEP 2023

Scorecard - Double

Game 9: SOTIRIADOU Aspasia

															SS/LT	HH/GE	
															4	5	
131	132	133	134	135													

Game 10: HORICEANU Mihaela Christina

															SS/LT	HH/GE	
															4	6	
136	137	138	139	140	141												

LEGEND

- Ace
- Service Fault
- 
- 
- 
- Winner



WED 13 SEP 2023

Scorecard - Double

	BILLAMI Lydia SAHTALI Said	ALG	1	0
<b>W</b>	<b>BRAY Maire</b> <b>GIANOTTI Nicolas</b>	<b>FRA</b>	<b>6</b>	<b>6</b>
Match duration: 00h38min			23min	15min

Court	COURT 3	Scoring Rule	Match Tie-Break (No
Chair Umpire		Match Code	XD012
Started	10:07	Finished	10:45

1st Set

Game	Player	BB/SS	BB/GN
Game 1	BILLAMI Lydia	0	1
Game 2	BRAY Maire	1	1
Game 3	SAHTALI Said	1	2
Game 4	BRAY Maire	1	3
Game 5	SAHTALI Said	1	4
Game 6	BRAY Maire	1	5
Game 7	SAHTALI Said	1	6

2nd Set

Game 1	BRAY Maire	0	1
Game 2	SAHTALI Said	0	2
Game 3	BRAY Maire	0	3

BTEXDOUBLES-----8FNL000500--\_65B 1.0

Report Created WED 13 SEP 2023 11:47

Page 1 / 2

Timing by TimeTronics - www.timetrionics.be / Data Processing by Microplus - www.microplus.it



WED 13 SEP 2023

Scorecard - Double

Game 4: SAHTALI Said

				BB/SS	BB/GN	
				0	4	☀
56	57	58	59			

Game 5: BRAY Maire

				BB/SS	BB/GN	
		A		0	5	
60	61	62	63			

Game 6: SAHTALI Said

				BB/SS	BB/GN	
				0	6	☀
65	66	67	68			

LEGEND

- Ace
- Service Fault
- 
- 
- Service Break
- Winner



WED 13 SEP 2023

Scorecard - Double

	CUNHA Manuela Cristina FREITAS Henrique Jose	POR	1	4
<b>W</b>	<b>NOBILE Nicole</b> <b>BOLLETTINARI Diego (3)</b>	<b>ITA</b>	<b>6</b>	<b>6</b>
Match duration: 00h51min			25min	26min

Court	COURT 1	Scoring Rule	Match Tie-Break (No
Chair Umpire		Match Code	XD013
Started	11:40	Finished	12:32

1st Set

Game 1: CUNHA Manuela Cristina												CC/FH	NN/BD	☀
1	2	3	4	5								0	1	
Game 2: NOBILE Nicole												CC/FH	NN/BD	☀
6	7	8	9	10	11							1	1	
Game 3: FREITAS Henrique Jose												CC/FH	NN/BD	☀
12	13	14	15	16	17	18						1	2	
Game 4: NOBILE Nicole												CC/FH	NN/BD	☀
19	20	21	22	23	24							1	3	
Game 5: FREITAS Henrique Jose												CC/FH	NN/BD	☀
25	26	27	28	29								1	4	
Game 6: NOBILE Nicole												CC/FH	NN/BD	☀
30	31	32	33	34	35							1	5	
Game 7: FREITAS Henrique Jose												CC/FH	NN/BD	☀
36	37	38	39	40								1	6	

2nd Set

Game 1: NOBILE Nicole												CC/FH	NN/BD	☀
41	42	43	44									0	1	
Game 2: FREITAS Henrique Jose												CC/FH	NN/BD	☀
45	46	47	48	49	50	51						0	2	
Game 3: NOBILE Nicole												CC/FH	NN/BD	☀
52	53	54	55	56								1	2	





WED 13 SEP 2023

Scorecard - Double

Game 4: FREITAS Henrique Jose

						CC/FH	NN/BD
						2	2
57	58	59	60	61	62		

Game 5: NOBILE Nicole

						CC/FH	NN/BD
						3	2
63	64	65	66	67	68		

Game 6: FREITAS Henrique Jose

						CC/FH	NN/BD
						3	3
69	70	71	72				

Game 7: NOBILE Nicole

						CC/FH	NN/BD
						3	4
73	74	75	76	77	78		

Game 8: FREITAS Henrique Jose

						CC/FH	NN/BD
						3	5
79	80	81	82	83			

Game 9: NOBILE Nicole

						CC/FH	NN/BD
						4	5
84	85	86	87				

Game 10: FREITAS Henrique Jose

						CC/FH	NN/BD
						4	6
88	89	90	91	92			

LEGEND

- Ace
- Service Fault
- 
- 
- Service Break
- Winner



WED 13 SEP 2023

Scorecard - Double

W	TSAKKISTOU Narianna KASINOPOULOS Rafael	CYP	6	6
	SAKKA Vasiliki LEMONIDIS Anastasios	GRE	0	0
Match duration: 00h40min			22min	18min

Court	COURT 3	Scoring Rule	Match Tie-Break (No
Chair Umpire		Match Code	XD014
Started	11:01	Finished	11:41

1st Set

Game	Player	TT/KR	SS/LA
Game 1	SAKKA Vasiliki	1	0
Game 2	TSAKKISTOU Narianna	2	0
Game 3	SAKKA Vasiliki	3	0
Game 4	TSAKKISTOU Narianna	4	0
Game 5	SAKKA Vasiliki	5	0
Game 6	TSAKKISTOU Narianna	6	0

2nd Set

Game	Player	TT/KR	SS/LA
Game 1	SAKKA Vasiliki	1	0
Game 2	TSAKKISTOU Narianna	2	0
Game 3	SAKKA Vasiliki	3	0
Game 4	TSAKKISTOU Narianna	4	0

BTEXDOUBLES-----8FNL000700--\_65B 1.0

Report Created WED 13 SEP 2023 11:51

Page 1 / 2

Timing by TimeTronics - www.timetrronics.be / Data Processing by Microplus - www.microplus.it



WED 13 SEP 2023

Scorecard - Double

Game 5: SAKKA Vasiliki															TT/KR	SS/LA	
															5	0	
61	62	63	64	65													

Game 6: TSAKKISTOU Narianna															TT/KR	SS/LA	
															6	0	
66	67	68	69	70	71												

**LEGEND**

Ace	Service Fault		Point to receiver		Point to server
Service Break	Winner				







WED 13 SEP 2023

Scorecard - Double

	COLONNA Marika ZAFFERANI Federico	SMR	1	0
<b>W</b>	<b>FERNANDEZ PALOS Eva</b> <b>RAMOS VIERA Antonio Miguel (2)</b>	<b>ESP</b>	<b>6</b>	<b>6</b>
Match duration: 00h39min			23min	16min

Court	COURT 4	Scoring Rule	Match Tie-Break (No
Chair Umpire		Match Code	XD015
Started	11:42	Finished	12:21

1st Set

Game 1: FERNANDEZ PALOS Eva

1	2	3	4	5	6	CC/ZF	FF/RA
						0	1

Game 2: COLONNA Marika

7	8	9	10	11	CC/ZF	FF/RA
					0	2

Game 3: FERNANDEZ PALOS Eva

12	13	14	15	16	17	18	CC/ZF	FF/RA
							1	2

Game 4: COLONNA Marika

19	20	21	22	CC/ZF	FF/RA
				1	3

Game 5: FERNANDEZ PALOS Eva

23	24	25	26	27	28	29	CC/ZF	FF/RA
							1	4

Game 6: COLONNA Marika

30	31	32	33	CC/ZF	FF/RA
				1	5

Game 7: FERNANDEZ PALOS Eva

34	35	36	37	38	CC/ZF	FF/RA
					1	6

2nd Set

Game 1: COLONNA Marika

39	40	41	42	CC/ZF	FF/RA
				0	1

Game 2: FERNANDEZ PALOS Eva

43	44	45	46	47	48	CC/ZF	FF/RA
						0	2

Game 3: COLONNA Marika

49	50	51	52	53	54	CC/ZF	FF/RA
						0	3

BTEXDOUBLES-----8FNL000800--\_65B 1.0

Report Created WED 13 SEP 2023 12:38

Page 1 / 2

Timing by TimeTronics - www.timetrronics.be / Data Processing by Microplus - www.microplus.it



WED 13 SEP 2023

Scorecard - Double

Game 4: FERNANDEZ PALOS Eva															CC/ZF	FF/RA
															0	4
55	56	57	58	59	60											
Game 5: COLONNA Marika															CC/ZF	FF/RA
															0	5
61	62	63	64	65	66											
Game 6: FERNANDEZ PALOS Eva															CC/ZF	FF/RA
															0	6
67	68	69	70	71												

**LEGEND**

Ace	Service Fault		
	Winner		





WED 13 SEP 2023

Scorecard - Double

W	<b>GASPARRI Giulia</b> <b>BECCACCIOLI Dorianio (1)</b>	ITA	6	6
	COSTA GRAELL Ariadna RODRIGUEZ QUEROL Gerard	ESP	3	1
Match duration: 00h51min			29min	22min

Court	COURT 2	Scoring Rule	Match Tie-Break (No
Chair Umpire		Match Code	XD004
Started	17:05	Finished	17:56

1st Set

Game	Player	GG/BD	CC/RG	Notes
Game 1	GASPARRI Giulia	1	0	
Game 2	COSTA GRAELL Ariadna	2	0	★
Game 3	BECCACCIOLI Dorianio	2	1	★
Game 4	COSTA GRAELL Ariadna	3	1	★
Game 5	BECCACCIOLI Dorianio	3	2	★
Game 6	COSTA GRAELL Ariadna	3	3	
Game 7	BECCACCIOLI Dorianio	4	3	
Game 8	COSTA GRAELL Ariadna	5	3	★
Game 9	BECCACCIOLI Dorianio	6	3	

2nd Set

Game	Player	GG/BD	CC/RG	Notes
Game 1	COSTA GRAELL Ariadna	0	1	

BTEXDOUBLES-----QFNL000100--\_65B 1.0

Report Created WED 13 SEP 2023 18:06

Page 1 / 2

Timing by TimeTronics - www.timetrronics.be / Data Processing by Microplus - www.microplus.it



WED 13 SEP 2023

Scorecard - Double

Game 2: BECCACCIOLI Dorianò														GG/BD	CC/RG
														1	1
56	57	58	59	60	61	62									
Game 3: COSTA GRAELL Ariadna														GG/BD	CC/RG
														2	1
63	64	65	66												
Game 4: BECCACCIOLI Dorianò														GG/BD	CC/RG
														3	1
67	68	69	70	71	72	73									
Game 5: COSTA GRAELL Ariadna														GG/BD	CC/RG
														4	1
74	75	76	77												
Game 6: BECCACCIOLI Dorianò														GG/BD	CC/RG
														5	1
78	79	80	81												
Game 7: COSTA GRAELL Ariadna														GG/BD	CC/RG
														6	1
82	83	84	85	86											

LEGEND			
Ace	Service Fault		Point to receiver
	Service Break	Winner	Winner
			Point to server





WED 13 SEP 2023

Scorecard - Double

W	<b>BARRAU Lola</b> <b>IRIGARAY Theo (4)</b>	FRA	6	6
	HORICEANU Mihaela Christina GREGORIOU Errikos	CYP	0	1
Match duration: 00h42min			23min	19min

Court	COURT 3	Scoring Rule	Match Tie-Break (No)
Chair Umpire		Match Code	XD005
Started	16:58	Finished	17:40

1st Set

**Game 1: BARRAU Lola** BB/IT HH/GE  
 1 2 3 4 5 6 7 8 9 10 11 12 13 14 15 16 17 18 19 20 21 22 23 24 25 26 27 28 29 30 31 32 33 34 35 36  
 1 0

**Game 2: HORICEANU Mihaela Christina** BB/IT HH/GE  
 7 8 9 10 11 12 13 14 15 16 17 18 19 20 21 22 23 24 25 26 27 28 29 30 31 32 33 34 35 36  
 2 0

**Game 3: IRIGARAY Theo** BB/IT HH/GE  
 14 15 16 17 18 19 20 21 22 23 24 25 26 27 28 29 30 31 32 33 34 35 36  
 3 0

**Game 4: HORICEANU Mihaela Christina** BB/IT HH/GE  
 19 20 21 22 23 24 25 26 27 28 29 30 31 32 33 34 35 36  
 4 0

**Game 5: IRIGARAY Theo** BB/IT HH/GE  
 26 27 28 29 30 31 32 33 34 35 36  
 5 0

**Game 6: HORICEANU Mihaela Christina** BB/IT HH/GE  
 32 33 34 35 36  
 6 0

2nd Set

**Game 1: IRIGARAY Theo** BB/IT HH/GE  
 37 38 39 40 41 42 43 44 45 46 47 48 49 50 51 52 53 54 55 56 57 58 59 60 61  
 1 0

**Game 2: HORICEANU Mihaela Christina** BB/IT HH/GE  
 44 45 46 47 48 49 50 51 52 53 54 55 56 57 58 59 60 61  
 2 0

**Game 3: IRIGARAY Theo** BB/IT HH/GE  
 49 50 51 52 53 54 55 56 57 58 59 60 61  
 3 0

**Game 4: HORICEANU Mihaela Christina** BB/IT HH/GE  
 56 57 58 59 60 61  
 4 0

BTEXDOUBLES-----QFNL000200--\_65B 1.0

Report Created WED 13 SEP 2023 17:41

Page 1 / 2

Timing by TimeTronics - www.timetrronics.be / Data Processing by Microplus - www.microplus.it



WED 13 SEP 2023

Scorecard - Double

Game 5: IRIGARAY Theo

														BB/IT	HH/GE	
															5	0
62	63	64	65	66	67											

Game 6: HORICEANU Mihaela Christina

														BB/IT	HH/GE	
															5	1
68	69	70	71	72	73	74										

Game 7: IRIGARAY Theo

														BB/IT	HH/GE	
															6	1
75	76	77	78	79	80	81										

LEGEND

- Ace
- Service Break
- Service Fault
- Winner
- Point to receiver
- Point to server



WED 13 SEP 2023

Scorecard - Double

	BRAY Maire GIANOTTI Nicolas	FRA	2	4
<b>W</b>	<b>NOBILE Nicole</b> <b>BOLLETTINARI Diego (3)</b>	<b>ITA</b>	<b>6</b>	<b>6</b>
Match duration: 00h58min			28min	30min

Court	COURT 1	Scoring Rule	Match Tie-Break (No
Chair Umpire		Match Code	XD006
Started	17:15	Finished	18:13

1st Set

**Game 1: BRAY Maire** BB/GN NN/BD 0 1

**Game 2: NOBILE Nicole** BB/GN NN/BD 0 2

**Game 3: GIANOTTI Nicolas** BB/GN NN/BD 1 2

**Game 4: NOBILE Nicole** BB/GN NN/BD 1 3

**Game 5: GIANOTTI Nicolas** BB/GN NN/BD 1 4

**Game 6: NOBILE Nicole** BB/GN NN/BD 2 4

**Game 7: GIANOTTI Nicolas** BB/GN NN/BD 2 5

**Game 8: NOBILE Nicole** BB/GN NN/BD 2 6

2nd Set

**Game 1: GIANOTTI Nicolas** BB/GN NN/BD 0 1

**Game 2: NOBILE Nicole** BB/GN NN/BD 0 2

BTXDOUBLES-----QFNL000300--\_65B 1.0

Report Created WED 13 SEP 2023 18:34

Page 1 / 2

Timing by TimeTronics - www.timetrronics.be / Data Processing by Microplus - www.microplus.it



WED 13 SEP 2023

Scorecard - Double

Game	Player	BB/GN	NN/BD	Notes
Game 3	GIANOTTI Nicolas	1	2	
Game 4	NOBILE Nicole	2	2	Service Break
Game 5	GIANOTTI Nicolas	2	3	Service Break
Game 6	NOBILE Nicole	2	4	
Game 7	GIANOTTI Nicolas	3	4	
Game 8	NOBILE Nicole	4	4	Service Break
Game 9	GIANOTTI Nicolas	4	5	Service Break
Game 10	NOBILE Nicole	4	6	

**LEGEND**

- Ace
- Service Fault
- Winner
- Point to receiver
- Point to server
- Service Break







WED 13 SEP 2023

Scorecard - Double

	TSAKKISTOU Narianna KASINOPOULOS Rafael	CYP	2	1
<b>W</b>	<b>FERNANDEZ PALOS Eva</b> <b>RAMOS VIERA Antonio Miguel (2)</b>	<b>ESP</b>	<b>6</b>	<b>6</b>
Match duration: 00h41min			24min	17min

Court	COURT 4	Scoring Rule	Match Tie-Break (No
Chair Umpire		Match Code	XD007
Started	17:03	Finished	17:44

1st Set

Game	Player	TT/KR	FF/RA
Game 1	TSAKKISTOU Narianna	0	1
Game 2	FERNANDEZ PALOS Eva	1	1
Game 3	KASINOPOULOS Rafael	1	2
Game 4	FERNANDEZ PALOS Eva	1	3
Game 5	KASINOPOULOS Rafael	1	4
Game 6	FERNANDEZ PALOS Eva	1	5
Game 7	KASINOPOULOS Rafael	2	5
Game 8	FERNANDEZ PALOS Eva	2	6

2nd Set

Game 1	KASINOPOULOS Rafael	0	1
Game 2	FERNANDEZ PALOS Eva	0	2

BTXDOUBLES-----QFNL000400--\_65B 1.0

Report Created WED 13 SEP 2023 18:06

Page 1 / 2

Timing by TimeTronics - www.timetrronics.be / Data Processing by Microplus - www.microplus.it



WED 13 SEP 2023

Scorecard - Double

Game 3: KASINOPOULOS Rafael

														TT/KR	FF/RA		
															0	3	
53	54	55	56														

Game 4: FERNANDEZ PALOS Eva

														TT/KR	FF/RA		
															1	3	
57	58	59	60	61	62	63											

Game 5: KASINOPOULOS Rafael

														TT/KR	FF/RA		
															1	4	
64	65	66	67	68	69												

Game 6: FERNANDEZ PALOS Eva

														TT/KR	FF/RA		
															1	5	
70	71	72	73	74	75												

Game 7: KASINOPOULOS Rafael

														TT/KR	FF/RA		
															1	6	
76	77	78	79	80	81												

LEGEND

- Ace
- Service Fault
- Winner
- Point to receiver
- Point to server
- Service Break



THU 14 SEP 2023

Scorecard - Double

W	<b>GASPARRI Giulia</b> <b>BECCACCIOLI Dorian (1)</b>	ITA	6	6
	BARRAU Lola IRIGARAY Theo (4)	FRA	2	3
Match duration: 00h43min			18min	25min

Court	COURT 1	Scoring Rule	Match Tie-Break (No
Chair Umpire		Match Code	XD002
Started	15:54	Finished	16:51

1st Set

**Game 1: BARRAU Lola** GG/BD BB/IT 

1	0
---	---

**Game 2: GASPARRI Giulia** GG/BD BB/IT 

2	0
---	---

**Game 3: BARRAU Lola** GG/BD BB/IT 

3	0
---	---

**Game 4: GASPARRI Giulia** GG/BD BB/IT 

3	1
---	---

**Game 5: BARRAU Lola** GG/BD BB/IT 

3	2
---	---

**Game 6: GASPARRI Giulia** GG/BD BB/IT 

4	2
---	---

**Game 7: BARRAU Lola** GG/BD BB/IT 

5	2
---	---

**Game 8: GASPARRI Giulia** GG/BD BB/IT 

6	2
---	---

2nd Set

**Game 1: BARRAU Lola** GG/BD BB/IT 

1	0
---	---

**Game 2: GASPARRI Giulia** GG/BD BB/IT 

1	1
---	---

BTEXDOUBLES-----SFNL000100--\_65B 1.0

Report Created THU 14 SEP 2023 16:59

Page 1 / 2

Timing by TimeTronics - www.timetrronics.be / Data Processing by Microplus - www.microplus.it



THU 14 SEP 2023

Scorecard - Double

<b>Game 3: BARRAU Lola</b>															GG/BD	BB/IT		
															2	1		
52	53	54	55	56														
<b>Game 4: GASPARRI Giulia</b>															GG/BD	BB/IT		
															2	2		
57	58	59	60															
<b>Game 5: BARRAU Lola</b>															GG/BD	BB/IT		
															3	2		
61	62	63	64	65	66													
<b>Game 6: GASPARRI Giulia</b>															GG/BD	BB/IT		
															4	2		
67	68	69	70	71														
<b>Game 7: BARRAU Lola</b>															GG/BD	BB/IT		
															5	2		
72	73	74	75	76	77													
<b>Game 8: GASPARRI Giulia</b>															GG/BD	BB/IT		
															5	3		
78	79	80	81															
<b>Game 9: BARRAU Lola</b>															GG/BD	BB/IT		
															6	3		
82	83	84	85	86	87													

LEGEND

Ace	Service Fault	Point to receiver	Point to server
Service Break	Winner		



THU 14 SEP 2023

### Scorecard - Double

W	NOBILE Nicole BOLLETTINARI Diego (3)	ITA	6	0	[11]
	FERNANDEZ PALOS Eva RAMOS VIERA Antonio Miguel (2)	ESP	3	6	[9]
Match duration: 00h51min			22min	15min	14min

Court	COURT 2	Scoring Rule	Match Tie-Break (No)
Chair Umpire		Match Code	XD003
Started	16:08	Finished	16:59

#### 1st Set

**Game 1: FERNANDEZ PALOS Eva** NN/BD FF/RA

						1	0
1	2	3	4	5	6		

**Game 2: NOBILE Nicole** NN/BD FF/RA

						1	1
7	8	9	10	11			

**Game 3: FERNANDEZ PALOS Eva** NN/BD FF/RA

						2	1
12	13	14	15	16			

**Game 4: NOBILE Nicole** NN/BD FF/RA

							3	1
17	18	19	20	21	22	23		

**Game 5: FERNANDEZ PALOS Eva** NN/BD FF/RA

						3	2
24	25	26	27				

**Game 6: NOBILE Nicole** NN/BD FF/RA

							4	2
28	29	30	31	32	33	34		

**Game 7: FERNANDEZ PALOS Eva** NN/BD FF/RA

							5	2
35	36	37	38	39	40	41		

**Game 8: NOBILE Nicole** NN/BD FF/RA

							5	3
42	43	44	45	46	47	48		

**Game 9: FERNANDEZ PALOS Eva** NN/BD FF/RA

							6	3
49	50	51	52	53	54			

#### 2nd Set

**Game 1: NOBILE Nicole** NN/BD FF/RA

						0	1
55	56	57	58	59			



THU 14 SEP 2023

Scorecard - Double

Game 2: FERNANDEZ PALOS Eva													NN/BD	FF/RA
													0	2
60	61	62	63											

Game 3: NOBILE Nicole													NN/BD	FF/RA
													0	3
64	65	66	67	68										

Game 4: FERNANDEZ PALOS Eva													NN/BD	FF/RA
													0	4
69	70	71	72											

Game 5: NOBILE Nicole													NN/BD	FF/RA
													0	5
73	74	75	76											

Game 6: FERNANDEZ PALOS Eva													NN/BD	FF/RA
													0	6
77	78	79	80	81										

**3rd Set**

Game 1: NOBILE Nicole													NN/BD	FF/RA
													1	0
82		85	86			89	90			93	94			

Game 1: FERNANDEZ PALOS Eva													NN/BD	FF/RA
													(11)	(9)
	83	84				87	88			91	92			

**LEGEND**

Ace	Service Fault		
	Winner		





FRI 15 SEP 2023

Scorecard - Double

W	GASPARRI Giulia BECCACCIOLI Dorianio (1)	ITA	1	6	[11]
	NOBILE Nicole BOLLETTINARI Diego (3)	ITA	6	1	[9]
Match duration: 01h04min			26min	23min	15min

Court	COURT 1	Scoring Rule	Match Tie-Break (No
Chair Umpire		Match Code	XD000
Started	16:57	Finished	18:01

1st Set

**Game 1: GASPARRI Giulia** GG/BD NN/BD 0 1

**Game 2: NOBILE Nicole** GG/BD NN/BD 0 2

**Game 3: BECCACCIOLI Dorianio** GG/BD NN/BD 0 3

**Game 4: NOBILE Nicole** GG/BD NN/BD 0 4

**Game 5: BECCACCIOLI Dorianio** GG/BD NN/BD 0 5

**Game 6: NOBILE Nicole** GG/BD NN/BD 1 5

**Game 7: BECCACCIOLI Dorianio** GG/BD NN/BD 1 6

2nd Set

**Game 1: NOBILE Nicole** GG/BD NN/BD 0 1

**Game 2: BECCACCIOLI Dorianio** GG/BD NN/BD 1 1

**Game 3: NOBILE Nicole** GG/BD NN/BD 2 1



FRI 15 SEP 2023

Scorecard - Double

Game 4: BECCACCIOLI Dorianio

														GG/BD	NN/BD
														3	1
59	60	61	62	63	64	65									

Game 5: NOBILE Nicole

														GG/BD	NN/BD
														4	1
66	67	68	69	70	71										

Game 6: BECCACCIOLI Dorianio

														GG/BD	NN/BD
														5	1
72	73	74	75	76											

Game 7: NOBILE Nicole

														GG/BD	NN/BD
														6	1
77	78	79	80												

3rd Set

Game 1: BECCACCIOLI Dorianio

														GG/BD	NN/BD
														1	0
81	84	85	88	89	92	93	96	97	100						

Game 1: NOBILE Nicole

														GG/BD	NN/BD
														(11)	(9)
82	83	86	87	90	91	94	95	98	99						

LEGEND

Ace  
 Service Break

Service Fault  
 Winner

Point to receiver

Point to server





FRI 15 SEP 2023

Scorecard - Double

	BARRAU Lola IRIGARAY Theo (4)	FRA	0	0
<b>W</b>	FERNANDEZ PALOS Eva RAMOS VIERA Antonio Miguel (2)	ESP	6	0
Match duration: 00h02min			0min	2min

Court	COURT 1	Scoring Rule	Match Tie-Break (No)
Chair Umpire		Match Code	XD001
Started	15:53	Finished	15:55

1st Set

<b>Game 1: FERNANDEZ PALOS Eva</b>															BB/IT	FF/RA	
																0	1
1	2	3	4	5													
<b>Game 2: BARRAU Lola</b>															BB/IT	FF/RA	
																0	2
6	7	8	9	10	11												
<b>Game 3: FERNANDEZ PALOS Eva</b>															BB/IT	FF/RA	
																0	3
12	13	14	15														
<b>Game 4: BARRAU Lola</b>															BB/IT	FF/RA	
																0	4
16	17	18	19	20	21												
<b>Game 5: FERNANDEZ PALOS Eva</b>															BB/IT	FF/RA	
																0	5
22	23	24	25	26													
<b>Game 6: BARRAU Lola</b>															BB/IT	FF/RA	
																0	6
27	28	29	30	31													

<b>LEGEND</b>	Ace	Service Fault	Point to receiver	Point to server
Service Break	Winner			





WED 13 SEP 2023

### Match Statistics - Double

W	<b>COSTA GRAELL Ariadna</b> <b>RODRIGUEZ QUEROL Gerard</b>	ESP	6	6
	GRANDI Alice GALLI Alvise	SMR	3	4
Match duration: 01h03min			32min	31min

COURT 1

COSTA GRAELL,A./RODRIGUEZ QUERO					GRANDI,A./GALLI,A.			
1st Set	2nd Set	3rd Set	Total		1st Set	2nd Set	3rd Set	Total
0	0		0	Total aces	0	0		0
0	0		0	Faults	0	0		0
21/21	29/29		50/50	Total Serve	31/31	29/29		60/60
(100%)	(100%)		(100%)	Aces	0	0		0
0	0		0	Serve Points Won	11/31	12/29		23/60
6/21	14/29		20/50	Receive points won	(35%)	(41%)		(38%)
(29%)	(48%)		(40%)	Break point convers.	15/21	15/29		30/50
20/31	17/29		37/60	Total points won	(71%)	(52%)		(60%)
(65%)	(59%)		(62%)		3/7	2/8		5/15
5/6	3/7		8/13		(43%)	(25%)		(33%)
(83%)	(43%)		(62%)		26	27		53
26	31		57					

	1st Set						2nd Set												
COSTA GRAELL/RODRIGUEZ QU	1	*2	3	*3	4	*4	5	*5	6	*1	2	*3	3	*3	3	*3	4	*5	6
GRANDI/GALLI	*0	0	*0	1	*1	2	*2	3	*3	0	*0	0	*1	2	*3	4	*4	4	*4

<b>LEGEND</b>			
* Server	RET Retired	W Winner	
-			





WED 13 SEP 2023

Match Statistics - Double

W	<b>BARRAU Lola</b> <b>IRIGARAY Theo (4)</b>	<b>FRA</b>	<b>6</b>	<b>4</b>	<b>[10]</b>
	TAVARES Maria MAIO Pedro	POR	1	6	[4]
Match duration: 00h57min			14min	32min	11min

COURT 2

BARRAU,L./IRIGARAY,T. (4)				TAVARES,M./MAIO,P.				
1st Set	2nd Set	3rd Set	Total		1st Set	2nd Set	3rd Set	Total
0	0	0	<b>0</b>	Total aces	0	0	0	<b>0</b>
0	0	0	<b>0</b>	Faults	0	0	0	<b>0</b>
25/25	27/27	7/7	<b>59/59</b>	Total Serve	18/18	31/31	7/7	<b>56/56</b>
(100%)	(100%)	(100%)	<b>(100%)</b>	Aces	(100%)	(100%)	(100%)	<b>(100%)</b>
0	0	0	<b>0</b>	Serve Points Won	0	0	0	<b>0</b>
15/25	12/27	4/7	<b>31/59</b>	Receive points won	6/18	14/31	1/7	<b>21/56</b>
(60%)	(44%)	(57%)	<b>(53%)</b>	Break point convers.	(33%)	(45%)	(14%)	<b>(38%)</b>
12/18	17/31	6/7	<b>35/56</b>	Total points won	10/25	15/27	3/7	<b>28/59</b>
(67%)	(55%)	(86%)	<b>(62%)</b>		(40%)	(56%)	(43%)	<b>(47%)</b>
3/3	2/9	0/0	<b>5/12</b>		1/4	3/5	0/0	<b>4/9</b>
(100%)	(22%)	(0%)	<b>(42%)</b>		(25%)	(60%)	(0%)	<b>(44%)</b>
27	29	10	<b>66</b>		16	29	4	<b>49</b>

	1st Set								2nd Set								3rd Set	
BARRAU/IRIGARAY (4)	*0	1	*2	3	*4	5	*6	0	*0	1	*2	2	*2	2	*3	4	*4	[10]
TAVARES/MAIO	1	*1	1	*1	1	*1	1	*1	2	*2	2	*3	4	*5	5	*5	6	[4]

<b>LEGEND</b>			
* Server	RET Retired	W Winner	
-			





WED 13 SEP 2023

Match Statistics - Double

	SOTIRIADOU Aspasia LIASKAS Theodoros	GRE	6(8)	4
<b>W</b>	<b>HORICEANU Mihaela Christina</b> <b>GREGORIOU Errikos</b>	<b>CYP</b>	<b>7</b>	<b>6</b>
Match duration: 01h25min			53min	32min

COURT 4

SOTIRIADOU,A./LIASKAS,T.				HORICEANU,M./GREGORIOU,E.				
1st Set	2nd Set	3rd Set	Total		1st Set	2nd Set	3rd Set	Total
1	1		<b>2</b>	Total aces	3	1		<b>4</b>
1	1		<b>2</b>	Faults	3	4		<b>7</b>
44/45	24/25		<b>68/70</b>	Total Serve	38/41	26/30		<b>64/71</b>
(98%)	(96%)		<b>(97%)</b>	Aces	(93%)	(87%)		<b>(90%)</b>
1	1		<b>2</b>	Serve Points Won	3	1		<b>4</b>
22/44	9/24		<b>31/68</b>	Receive points won	22/38	16/26		<b>38/64</b>
(50%)	(38%)		<b>(46%)</b>	Break point convers.	(58%)	(62%)		<b>(59%)</b>
19/41	14/30		<b>33/71</b>	Total points won	23/45	16/25		<b>39/70</b>
(46%)	(47%)		<b>(46%)</b>		(51%)	(64%)		<b>(56%)</b>
2/5	2/4		<b>4/9</b>		2/4	3/5		<b>5/9</b>
(40%)	(50%)		<b>(44%)</b>		(50%)	(60%)		<b>(56%)</b>
41	23		<b>64</b>		45	32		<b>77</b>

	1st Set													2nd Set												
SOTIRIADOU/LIASKAS	0	*1	2	*2	2	*3	3	*4	4	*5	6	*6	6(8)	*0	1	*2	2	*3	4	*4	4	*4	4			
HORICEANU/GREGORIOU	*1	1	*1	2	*3	3	*4	4	*5	5	*5	6	7	1	*1	1	*2	2	*2	3	*4	5	*6			

<b>LEGEND</b>				
* Server	RET Retired	W Winner		
-				



WED 13 SEP 2023

**Match Statistics - Double**

	BILLAMI Lydia SAHTALI Said	ALG	1	0
<b>W</b>	<b>BRAY Maire</b> <b>GIANOTTI Nicolas</b>	<b>FRA</b>	<b>6</b>	<b>6</b>
Match duration: 00h38min			23min	15min

COURT 3

BILLAMI,L./SAHTALI,S.				BRAY,M./GIANOTTI,N.				
1st Set	2nd Set	3rd Set	Total		1st Set	2nd Set	3rd Set	Total
0	0		0	Total aces	0	1		1
0	0		0	Faults	0	0		0
24/24	14/14		<b>38/38</b>	Total Serve	16/16	16/16		<b>32/32</b>
(100%)	(100%)		<b>(100%)</b>	Aces	0	1		1
0	0		0	Serve Points Won	11/16	12/16		<b>23/32</b>
8/24	2/14		<b>10/38</b>	Receive points won	16/24	12/14		<b>28/38</b>
(33%)	(14%)		<b>(26%)</b>	Break point convers.	4/5	3/4		<b>7/9</b>
5/16	4/16		<b>9/32</b>	Total points won	27	24		<b>51</b>
(31%)	(25%)		<b>(28%)</b>					
1/1	0/3		<b>1/4</b>					
(100%)	(0%)		<b>(25%)</b>					
13	6		<b>19</b>					

	1st Set							2nd Set						
BILLAMI/SAHTALI	*0	1	*1	1	*1	1	*1	0	*0	0	*0	0	*0	
BRAY/GIANOTTI	1	*1	2	*3	4	*5	6	*1	2	*3	4	*5	6	

**LEGEND**

\* Server                                **RET** Retired                                **W** Winner  
 - - -



WED 13 SEP 2023

Match Statistics - Double

	CUNHA Manuela Cristina FREITAS Henrique Jose	POR	1	4
<b>W</b>	<b>NOBILE Nicole</b> <b>BOLLETTINARI Diego (3)</b>	<b>ITA</b>	<b>6</b>	<b>6</b>
Match duration: 00h51min			25min	26min

COURT 1

CUNHA,M./FREITAS,H.				NOBILE,N./BOLLETTINARI,D. (3)				
1st Set	2nd Set	3rd Set	Total		1st Set	2nd Set	3rd Set	Total
0	0		<b>0</b>	Total aces	0	0		<b>0</b>
0	0		<b>0</b>	Faults	0	0		<b>0</b>
22/22	27/27		<b>49/49</b>	Total Serve	18/18	25/25		<b>43/43</b>
(100%)	(100%)		<b>(100%)</b>	Aces	0	0		<b>0</b>
0	0		<b>0</b>	Serve Points Won	10/18	11/25		<b>21/43</b>
6/22	9/27		<b>15/49</b>	Receive points won	(56%)	(44%)		<b>(49%)</b>
(27%)	(33%)		<b>(31%)</b>	Break point convers.	16/22	18/27		<b>34/49</b>
8/18	14/25		<b>22/43</b>	Total points won	(73%)	(67%)		<b>(69%)</b>
(44%)	(56%)		<b>(51%)</b>		4/5	4/7		<b>8/12</b>
1/1	3/5		<b>4/6</b>		(80%)	(57%)		<b>(67%)</b>
(100%)	(60%)		<b>(67%)</b>		26	29		<b>55</b>
14	23		<b>37</b>					

	1st Set							2nd Set									
CUNHA/FREITAS	*0	1	*1	1	*1	1	*1	0	*0	1	*2	3	*3	3	*3	4	*4
NOBILE/BOLLETTINARI (3)	1	*1	2	*3	4	*5	6	*1	2	*2	2	*2	3	*4	5	*5	6

<b>LEGEND</b>			
* Server	RET Retired	W Winner	
-			



WED 13 SEP 2023

Match Statistics - Double

W	<b>TSAKKISTOU Narianna</b> <b>KASINOPOULOS Rafael</b>	CYP	6	6
	SAKKA Vasiliki LEMONIDIS Anastasios	GRE	0	0
Match duration: 00h40min			22min	18min

COURT 3

TSAKKISTOU,N./KASINOPOULOS,R.					SAKKA,V./LEMONIDIS,A.			
1st Set	2nd Set	3rd Set	Total		1st Set	2nd Set	3rd Set	Total
3	2		5	Total aces	0	0		0
0	1		1	Faults	1	1		2
18/18 (100%)	19/20 (95%)		37/38 (97%)	Total Serve	17/18 (94%)	14/15 (93%)		31/33 (94%)
3	2		5	Aces	0	0		0
12/18 (67%)	12/19 (63%)		24/37 (65%)	Serve Points Won	6/17 (35%)	3/14 (21%)		9/31 (29%)
12/18 (67%)	12/15 (80%)		24/33 (73%)	Receive points won	6/18 (33%)	8/20 (40%)		14/38 (37%)
3/4 (75%)	3/3 (100%)		6/7 (86%)	Break point convers.	0/2 (0%)	0/4 (0%)		0/6 (0%)
24	24		48	Total points won	12	11		23

	1st Set						2nd Set					
TSAKKISTOU/KASINOPOULOS	1	*2	3	*4	5	*6	1	*2	3	*4	5	*6
SAKKA/LEMONIDIS	*0	0	*0	0	*0	0	*0	0	*0	0	*0	0

LEGEND

\* Server   RET Retired   W Winner  
 - -



WED 13 SEP 2023

Match Statistics - Double

	COLONNA Marika ZAFFERANI Federico	SMR	1	0
<b>W</b>	<b>FERNANDEZ PALOS Eva</b> <b>RAMOS VIERA Antonio Miguel (2)</b>	<b>ESP</b>	<b>6</b>	<b>6</b>
Match duration: 00h39min			23min	16min

COURT 4

COLONNA,M./ZAFFERANI,F.				FERNANDEZ PALOS/RAMOS VIERA,A. (2)				
1st Set	2nd Set	3rd Set	Total		1st Set	2nd Set	3rd Set	Total
0	0		<b>0</b>	Total aces	0	0		<b>0</b>
2	3		<b>5</b>	Faults	1	0		<b>1</b>
11/13	13/16		<b>24/29</b>	Total Serve	24/25	17/17		<b>41/42</b>
(85%)	(81%)		<b>(83%)</b>	Aces	(96%)	(100%)		<b>(98%)</b>
0	0		<b>0</b>	Serve Points Won	0	0		<b>0</b>
1/11	4/13		<b>5/24</b>	Receive points won	15/24	12/17		<b>27/41</b>
(9%)	(31%)		<b>(21%)</b>	Break point convers.	(62%)	(71%)		<b>(66%)</b>
10/25	5/17		<b>15/42</b>	Total points won	12/13	12/16		<b>24/29</b>
(40%)	(29%)		<b>(36%)</b>		(92%)	(75%)		<b>(83%)</b>
1/2	0/0		<b>1/2</b>		3/3	3/3		<b>6/6</b>
(50%)	(0%)		<b>(50%)</b>		(100%)	(100%)		<b>(100%)</b>
11	9		<b>20</b>		27	24		<b>51</b>

	1st Set						2nd Set						
COLONNA/ZAFFERANI	0	*0	1	*1	1	*1	1	*0	0	*0	0	*0	0
FERNANDEZ PALOS/RAMOS VIE	*1	2	*2	3	*4	5	*6	1	*2	3	*4	5	*6

<b>LEGEND</b>			
* Server	RET Retired	W Winner	
-			





WED 13 SEP 2023

Match Statistics - Double

W	<b>GASPARRI Giulia</b> <b>BECCACCIOLI Dorian (1)</b>	ITA	6	6
	COSTA GRAELL Ariadna RODRIGUEZ QUEROL Gerard	ESP	3	1
Match duration: 00h51min			29min	22min

COURT 2

GASPARRI,G./BECCACCIOLI,D. (1)				COSTA GRAELL,A./RODRIGUEZ QUERO				
1st Set	2nd Set	3rd Set	Total		1st Set	2nd Set	3rd Set	Total
0	0		0	Total aces	0	0		0
0	0		0	Faults	0	0		0
24/24	18/18		42/42	Total Serve	25/25	19/19		44/44
(100%)	(100%)		(100%)	Aces	(100%)	(100%)		(100%)
0	0		0	Serve Points Won	0	0		0
14/24	12/18		26/42	Receive points won	11/25	5/19		16/44
(58%)	(67%)		(62%)	Break point convers.	(44%)	(26%)		(36%)
14/25	14/19		28/44	Total points won	10/24	6/18		16/42
(56%)	(74%)		(64%)		(42%)	(33%)		(38%)
3/3	3/3		6/6		2/2	0/2		2/4
(100%)	(100%)		(100%)		(100%)	(0%)		(50%)
28	26		54		21	11		32

	1st Set						2nd Set									
GASPARRI/BECCACCIOLI (1)	*1	2	*2	3	*3	3	*4	5	*6	0	*1	2	*3	4	*5	6
COSTA GRAELL/RODRIGUEZ QU	0	*0	1	*1	2	*3	3	*3	3	*1	1	*1	1	*1	1	*1

<b>LEGEND</b>			
* Server	RET Retired	W Winner	
-			



WED 13 SEP 2023

Match Statistics - Double

W	<b>BARRAU Lola</b> <b>IRIGARAY Theo (4)</b>	<b>FRA</b>	<b>6</b>	<b>6</b>
	HORICEANU Mihaela Christina GREGORIOU Errikos	CYP	0	1
Match duration: 00h42min			23min	19min

COURT 3

BARRAU,L./IRIGARAY,T. (4)				HORICEANU,M./GREGORIOU,E.				
1st Set	2nd Set	3rd Set	Total		1st Set	2nd Set	3rd Set	Total
0	1		<b>1</b>	Total aces	1	3		<b>4</b>
2	4		<b>6</b>	Faults	0	1		<b>1</b>
15/17	23/27		<b>38/44</b>	Total Serve	19/19	17/18		<b>36/37</b>
(88%)	(85%)		<b>(86%)</b>	Aces	(100%)	(94%)		<b>(97%)</b>
0	1		<b>1</b>	Serve Points Won	1	3		<b>4</b>
12/15	16/23		<b>28/38</b>	Receive points won	7/19	7/17		<b>14/36</b>
(80%)	(70%)		<b>(74%)</b>	Break point convers.	(37%)	(41%)		<b>(39%)</b>
12/19	11/18		<b>23/37</b>	Total points won	5/17	11/27		<b>16/44</b>
(63%)	(61%)		<b>(62%)</b>		(29%)	(41%)		<b>(36%)</b>
3/3	2/5		<b>5/8</b>		0/0	0/5		<b>0/5</b>
(100%)	(40%)		<b>(62%)</b>		(0%)	(0%)		<b>(0%)</b>
24	27		<b>51</b>		12	18		<b>30</b>

	1st Set						2nd Set						
BARRAU/IRIGARAY (4)	*1	2	*3	4	*5	6	*1	2	*3	4	*5	5	*6
HORICEANU/GREGORIOU	0	*0	0	*0	0	*0	0	*0	0	*0	0	*1	1

<b>LEGEND</b>				
* Server	RET Retired	W Winner		
-				





WED 13 SEP 2023

Match Statistics - Double

	BRAY Maire GIANOTTI Nicolas	FRA	2	4
<b>W</b>	<b>NOBILE Nicole</b> <b>BOLLETTINARI Diego (3)</b>	<b>ITA</b>	<b>6</b>	<b>6</b>
Match duration: 00h58min			28min	30min

COURT 1

BRAY,M./GIANOTTI,N.				NOBILE,N./BOLLETTINARI,D. (3)				
1st Set	2nd Set	3rd Set	Total		1st Set	2nd Set	3rd Set	Total
0	0		<b>0</b>	Total aces	0	0		<b>0</b>
4	4		<b>8</b>	Faults	3	1		<b>4</b>
22/26	22/26		<b>44/52</b>	Total Serve	17/20	30/31		<b>47/51</b>
(85%)	(85%)		<b>(85%)</b>	Aces	(85%)	(97%)		<b>(92%)</b>
0	0		<b>0</b>	Serve Points Won	12/17	17/30		<b>29/47</b>
12/22	12/22		<b>24/44</b>	Receive points won	(71%)	(57%)		<b>(62%)</b>
(55%)	(55%)		<b>(55%)</b>	Break point convers.	14/26	14/26		<b>28/52</b>
8/20	14/31		<b>22/51</b>	Total points won	(54%)	(54%)		<b>(54%)</b>
(40%)	(45%)		<b>(43%)</b>		3/5	3/3		<b>6/8</b>
1/1	2/7		<b>3/8</b>		(60%)	(100%)		<b>(75%)</b>
(100%)	(29%)		<b>(38%)</b>		26	31		<b>57</b>
20	26		<b>46</b>					

	1st Set								2nd Set									
BRAY/GIANOTTI	*0	0	*1	1	*1	2	*2	2	*0	0	*1	2	*2	2	*3	4	*4	4
NOBILE/BOLLETTINARI (3)	1	*2	2	*3	4	*4	5	*6	1	*2	2	*2	3	*4	4	*4	5	*6

<b>LEGEND</b>			
* Server	RET Retired	W Winner	
-			





WED 13 SEP 2023

### Match Statistics - Double

	TSAKKISTOU Narianna KASINOPOULOS Rafael	CYP	2	1
<b>W</b>	<b>FERNANDEZ PALOS Eva</b> <b>RAMOS VIERA Antonio Miguel (2)</b>	<b>ESP</b>	<b>6</b>	<b>6</b>
Match duration: 00h41min			24min	17min

COURT 4

TSAKKISTOU,N./KASINOPOULOS,R.				FERNANDEZ PALOS/RAMOS VIERA,A. (2)				
1st Set	2nd Set	3rd Set	Total		1st Set	2nd Set	3rd Set	Total
1	0		<b>1</b>	Total aces	1	1		<b>2</b>
3	1		<b>4</b>	Faults	4	1		<b>5</b>
16/19	20/21		<b>36/40</b>	Total Serve	18/22	18/19		<b>36/41</b>
(84%)	(95%)		<b>(90%)</b>	Aces	1	1		<b>2</b>
1	0		<b>1</b>	Serve Points Won	15/18	11/18		<b>26/36</b>
7/16	5/20		<b>12/36</b>	Receive points won	12/19	16/21		<b>28/40</b>
(44%)	(25%)		<b>(33%)</b>	Break point convers.	3/3	4/5		<b>7/8</b>
7/22	8/19		<b>15/41</b>	Total points won	27	27		<b>54</b>
(32%)	(42%)		<b>(37%)</b>					
1/4	1/3		<b>2/7</b>					
(25%)	(33%)		<b>(29%)</b>					
14	13		<b>27</b>					

	1st Set					2nd Set									
TSAKKISTOU/KASINOPOULOS	*0	1	*1	1	*1	1	*2	2	*0	0	*0	1	*1	1	*1
FERNANDEZ PALOS/RAMOS VIE	1	*1	2	*3	4	*5	5	*6	1	*2	3	*3	4	*5	6

**LEGEND**

\* Server                                  RET Retired                                  W Winner  
- -



THU 14 SEP 2023

**Match Statistics - Double**

<b>W</b>	<b>GASPARRI Giulia</b> <b>BECCACCIOLI Dorian</b> (1)	<b>ITA</b>	<b>6</b>	<b>6</b>
	BARRAU Lola IRIGARAY Theo (4)	<b>FRA</b>	<b>2</b>	<b>3</b>
Match duration: 00h43min			18min	25min

COURT 1

GASPARRI,G./BECCACCIOLI,D. (1)					BARRAU,L./IRIGARAY,T. (4)			
1st Set	2nd Set	3rd Set	Total		1st Set	2nd Set	3rd Set	Total
0	0		<b>0</b>	Total aces	0	0		<b>0</b>
1	2		<b>3</b>	Faults	0	1		<b>1</b>
20/21	15/17		<b>35/38</b>	Total Serve	22/22	26/27		<b>48/49</b>
(95%)	(88%)		<b>(92%)</b>	Aces	(100%)	(96%)		<b>(98%)</b>
0	0		<b>0</b>	Serve Points Won	0	0		<b>0</b>
12/20	4/15		<b>16/35</b>	Receive points won	8/22	7/26		<b>15/48</b>
(60%)	(27%)		<b>(46%)</b>	Break point convers.	(36%)	(27%)		<b>(31%)</b>
14/22	20/27		<b>34/49</b>	Total points won	9/21	13/17		<b>22/38</b>
(64%)	(74%)		<b>(69%)</b>		(43%)	(76%)		<b>(58%)</b>
3/3	5/8		<b>8/11</b>		1/4	3/3		<b>4/7</b>
(100%)	(62%)		<b>(73%)</b>		(25%)	(100%)		<b>(57%)</b>
26	24		<b>50</b>		17	20		<b>37</b>

	1st Set						2nd Set										
GASPARRI/BECCACCIOLI (1)	1	*2	3	*3	3	*4	5	*6	1	*1	2	*2	3	*4	5	*5	6
BARRAU/IRIGARAY (4)	*0	0	*0	1	*2	2	*2	2	*0	1	*1	2	*2	2	*2	3	*3

<b>LEGEND</b>					
*	Server	RET	Retired	W	Winner
-	-				





THU 14 SEP 2023

Match Statistics - Double

W	<b>NOBILE Nicole</b> <b>BOLLETTINARI Diego (3)</b>	ITA	6	0	[11]
	FERNANDEZ PALOS Eva RAMOS VIERA Antonio Miguel (2)	ESP	3	6	[9]
Match duration: 00h51min			22min	15min	14min

COURT 2

NOBILE,N./BOLLETTINARI,D. (3)				FERNANDEZ PALOS/RAMOS VIERA,A. (2)				
1st Set	2nd Set	3rd Set	Total		1st Set	2nd Set	3rd Set	Total
0	0	0	0	Total aces	0	0	0	0
1	0	0	1	Faults	0	0	0	0
25/26	14/14	10/10	49/50	Total Serve	28/28	13/13	10/10	51/51
(96%)	(100%)	(100%)	(98%)	Aces	(100%)	(100%)	(100%)	(100%)
0	0	0	0	Serve Points Won	0	0	0	0
12/25	2/14	6/10	20/49	Receive points won	12/28	12/13	5/10	29/51
(48%)	(14%)	(60%)	(41%)	Break point convers.	(43%)	(92%)	(50%)	(57%)
16/28	1/13	5/10	22/51	Total points won	14/26	12/14	4/10	30/50
(57%)	(8%)	(50%)	(43%)		(54%)	(86%)	(40%)	(60%)
4/7	0/0	0/0	4/7		2/8	3/4	0/0	5/12
(57%)	(0%)	(0%)	(57%)		(25%)	(75%)	(0%)	(42%)
28	3	11	42		26	24	9	59

	1st Set					2nd Set					3rd Set					
NOBILE/BOLLETTINARI (3)	1	*1	2	*3	3	*4	5	*5	6	*0	0	*0	0	*0	0	[11]
FERNANDEZ PALOS/RAMOS VIE	*0	1	*1	1	*2	2	*2	3	*3	1	*2	3	*4	5	*6	[9]

<b>LEGEND</b>			
* Server	RET Retired	W Winner	
-			







FRI 15 SEP 2023

Match Statistics - Double

	BARRAU Lola IRIGARAY Theo (4)	FRA	0	0	<b>ACC</b>
<b>W</b>	<b>FERNANDEZ PALOS Eva</b> <b>RAMOS VIERA Antonio Miguel (2)</b>	<b>ESP</b>	<b>6</b>	<b>0</b>	
Match duration: 00h02min			0min	2min	

COURT 1

BARRAU,L./IRIGARAY,T. (4)				FERNANDEZ PALOS/RAMOS VIERA,A. (2)			
1st Set	2nd Set	3rd Set	Total	1st Set	2nd Set	3rd Set	Total
0	0		<b>0</b>	0	0		<b>0</b>
0	0		<b>0</b>	0	0		<b>0</b>
17/17	0/0		<b>17/17</b>	14/14	0/0		<b>14/14</b>
(100%)	(0%)		<b>(100%)</b>	(100%)	(0%)		<b>(100%)</b>
0	0		<b>0</b>	0	0		<b>0</b>
5/17	0/0		<b>5/17</b>	12/14	0/0		<b>12/14</b>
(29%)	(0%)		<b>(29%)</b>	(86%)	(0%)		<b>(86%)</b>
2/14	0/0		<b>2/14</b>	12/17	0/0		<b>12/17</b>
(14%)	(0%)		<b>(14%)</b>	(71%)	(0%)		<b>(71%)</b>
0/0	0/0		<b>0/0</b>	3/5	0/0		<b>3/5</b>
(0%)	(0%)		<b>(0%)</b>	(60%)	(0%)		<b>(60%)</b>
7	0		<b>7</b>	24	0		<b>24</b>
				Total aces			
				Faults			
				Total Serve			
				Aces			
				Serve Points Won			
				Receive points won			
				Break point convers.			
				Total points won			

		1st Set					
BARRAU/IRIGARAY (4)		0	*0	0	*0	0	*0
FERNANDEZ PALOS/RAMOS VIE	*1	2	*3	4	*5	6	

LEGEND

\* Server                                  RET Retired                                  W Winner  
-    -





## Entry List by Event

As of TUE 12 SEP 2023

Rank	Name	CTRY	Seed
	BECCACCIOLI Dorianò GASPARRI Giulia	ITA	1
	FERNANDEZ PALOS Eva RAMOS VIERA Antonio Miguel	ESP	2
	BOLLETTINARI Diego NOBILE Nicole	ITA	3
	BARRAU Lola IRIGARAY Theo	FRA	4
	BILLAMI Lydia SAHTALI Said	ALG	
	GREGORIOU Errikos HORICEANU Mihaela Christina	CYP	
	KASINOPOULOS Rafael TSAKKISTOU Narianna	CYP	
	COSTA GRAELL Ariadna RODRIGUEZ QUEROL Gerard	ESP	
	BRAY Maire GIANOTTI Nicolas	FRA	
	LIASKAS Theodoros SOTIRIADOU Aspasia	GRE	
	LEMONIDIS Anastasios SAKKA Vasiliki	GRE	
	MAIO Pedro TAVARES Maria	POR	
	CUNHA Manuela Cristina FREITAS Henrique Jose	POR	
	GALLI Alvise GRANDI Alice	SMR	
	COLONNA Marika ZAFFERANI Federico	SMR	



## Number of Entries by Country

As of TUE 12 SEP 2023

Code	Country	Entries by Event			Number of Athletes		
		MD	WD	XD	Men	Women	Total
ALG	Algeria	1	1	1	2	2	4
CYP	Cyprus	2	1	2	4	2	6
ESP	Spain	1	1	2	2	2	4
FRA	France	2	2	2	4	4	8
GRE	Greece	2	2	2	4	4	8
ITA	Italy	2	2	2	4	4	8
MAR	Morocco	1			2	0	2
POR	Portugal	1	1	2	2	2	4
SMR	San Marino	1	1	2	2	2	4
	Total: 9	13	11	15	26	22	48

LEGEND

-  
-



## Competition Officials

As of TUE 12 SEP 2023

Function	Name	Country
Technical Delegate	Daniel MURPHY	
Tournament Control	Riccardo DE BIASE	
Chair Umpire	Mohamed Amine BEN CHEIKH	FRA - France
	Edgar DURAN I CALDERON	ESP - Spain
	Abderrahmanem CHERIFA	ALG - Algeria
	Germana SERGI	ITA - Italy
	Yiannis VOURAKIS	GRE - Greece



## Daily Match Information - Current Results

As of WED 13 SEP 2023 at 18:35

13 SEP 2023

Event	Round	Name	Name	Results
<b>COURT 1</b>				
<b>Starting at 09:00</b>				
XD	R16	COSTA GRAELL / RODRIGUEZ QUEROL (E)	GRANDI / GALLI (SMR)	6 - 3, 6 - 4
<b>Followed by</b>				
XD	R16	(3) NOBILE / BOLLETTINARI (ITA)	CUNHA / FREITAS (POR)	6 - 1, 6 - 4
<b>Not before 17:00</b>				
XD	QF	(3) NOBILE / BOLLETTINARI (ITA)	BRAY / GIANOTTI (FRA)	6 - 2, 6 - 4
<b>COURT 2</b>				
<b>Starting at 10:00</b>				
XD	R16	(4) BARRAU / IRIGARAY (FRA)	TAVARES / MAIO (POR)	6 - 1, 4 - 6, [10] - [4]
<b>Not before 17:00</b>				
XD	QF	(1) GASPARRI / BECCACCIOLI (ITA)	COSTA GRAELL / RODRIGUEZ QUEROL (E)	6 - 3, 6 - 1
<b>COURT 3</b>				
<b>Starting at 10:00</b>				
XD	R16	BRAY / GIANOTTI (FRA)	BILLAMI / SAHTALI (ALG)	6 - 1, 6 - 0
<b>Followed by</b>				
XD	R16	TSAKKISTOU / KASINOPOULOS (CYP)	SAKKA / LEMONIDIS (GRE)	6 - 0, 6 - 0
<b>Not before 17:00</b>				
XD	QF	(4) BARRAU / IRIGARAY (FRA)	HORICEANU / GREGORIOU (CYP)	6 - 0, 6 - 1
<b>COURT 4</b>				
<b>Starting at 10:00</b>				
XD	R16	HORICEANU / GREGORIOU (CYP)	SOTIRIADOU / LIASKAS (GRE)	7 - 6(8), 6 - 4
<b>Followed by</b>				
XD	R16	(2) FERNANDEZ PALOS / RAMOS VIERA (ESP)	COLONNA / ZAFFERANI (SMR)	6 - 1, 6 - 0
<b>Not before 17:00</b>				
XD	QF	(2) FERNANDEZ PALOS / RAMOS VIERA (ESP)	TSAKKISTOU / KASINOPOULOS (CYP)	6 - 2, 6 - 1

### LEGEND

<b>F</b> Finals	<b>MD</b> Men's Doubles	<b>MS</b> Men's Singles	<b>MT</b> Men's Team
<b>PR</b> Preliminary	<b>QF</b> Quarterfinals	<b>Rn</b> Round	<b>SF</b> Semifinals
<b>WD</b> Women's Doubles	<b>WS</b> Women's Singles	<b>WT</b> Women's Team	



### Daily Match Information - Current Results

**As of THU 14 SEP 2023 at 18:22**

14 SEP 2023

Event	Round	Name	Name	Results
<b>COURT 1</b>				
MD	R16	(4) RAMOS VIERA / RODRIGUEZ QUEROL (ES)	ANDREOU / THALASSINOS (CYP)	6 - 1, 6 - 0
MD	R16	LEMONIDIS / TRIPOS (GRE)	BOUAOUDA / KAAOUACHI (MAR)	6 - 2, 6 - 4
XD	SFL	(1) GASPARRI / BECCACCIOLI (ITA)	(4) BARRAU / IRIGARAY (FRA)	6 - 2, 6 - 3
WD	R16	CUNHA / TAVARES (POR)	AMOUR / BILLAMI (ALG)	6 - 2, 6 - 1
<b>COURT 2</b>				
MD	R16	GOTARDA / IRIGARAY (FRA)	GALLI / ZAFFERANI (SMR)	6 - 2, 6 - 3
MD	R16	FREITAS / MAIO (POR)	GREGORIOU / KASINOPOULOS (CYP)	6 - 0, 6 - 1
XD	SFL	(3) NOBILE / BOLLETTINARI (ITA)	(2) FERNANDEZ PALOS / RAMOS VIERA (ESP)	6 - 3, 0 - 6, [11] - [9]
MD	R16	KARAVASILIS / LIASKAS (GRE)	SAHTALI / YASRI (ALG)	6 - 1, 6 - 4
<b>COURT 3</b>				
WD	R16	BARRAU / BRAY (FRA)	GIOLDASI / SAKKA (GRE)	6 - 0, 6 - 0
WD	R16	COLONNA / GRANDI (SMR)	HORICEANU / TSAKKISTOU (CYP)	6 - 1, 6 - 0

**LEGEND**

<b>F</b> Finals	<b>MD</b> Men's Doubles	<b>MS</b> Men's Singles	<b>MT</b> Men's Team
<b>PR</b> Preliminary	<b>QF</b> Quarterfinals	<b>Rn</b> Round	<b>SF</b> Semifinals
<b>WD</b> Women's Doubles	<b>WS</b> Women's Singles	<b>WT</b> Women's Team	



## Daily Match Information - Current Results

As of FRI 15 SEP 2023 at 18:20

15 SEP 2023

Event	Round	Name	Name	Results
<b>COURT 1</b>				
<b>Starting at 10:00</b>				
WD	QF	(3) COSTA GRAELL / FERNANDEZ PALOS (ES)	d. BARRAU / BRAY (FRA)	6 - 1, 6 - 1
<b>Followed by</b>				
MD	QF	(2) BOLLETTINARI / SPOTO (ITA)	d. LEMONIDIS / TRIPOS (GRE)	6 - 1, 6 - 0
<b>Not before 15:30</b>				
XD	F3	(2) FERNANDEZ PALOS / RAMOS VIERA (ESP)	d. (4) BARRAU / IRIGARAY (FRA)	6 - 0, 0 - 0
<b>Followed by</b>				
XD	F1	(1) GASPARRI / BECCACCIOLI (ITA)	d. (3) NOBILE / BOLLETTINARI (ITA)	1 - 6, 6 - 1, [11] - [9]
<b>COURT 2</b>				
<b>Starting at 10:00</b>				
MD	QF	(4) RAMOS VIERA / RODRIGUEZ QUEROL (ES)	d. GOTARDA / IRIGARAY (FRA)	6 - 4, 7 - 5
<b>Followed by</b>				
MD	QF	(3) BECCACCIOLI / GIOVANNINI (ITA)	d. KARAVASILIS / LIASKAS (GRE)	6 - 1, 6 - 0
<b>Not before 15:30</b>				
WD	QF	(4) HOARAU / HOARAU (FRA)	d. SOTIRIADOU / VASILEIOU (GRE)	6 - 0, 6 - 0
<b>Followed by</b>				
MD	QF	(1) GIANOTTI / GUEGANO (FRA)	d. FREITAS / MAIO (POR)	6 - 0, 6 - 3
<b>COURT 3</b>				
<b>Starting at 10:00</b>				
WD	QF	(2) DAINA / NOBILE (ITA)	d. COLONNA / GRANDI (SMR)	7 - 5, 6 - 1
<b>Followed by</b>				
WD	QF	(1) CIMATTI / GASPARRI (ITA)	d. CUNHA / TAVARES (POR)	6 - 3, 6 - 0

### LEGEND

<b>F</b> Finals	<b>MD</b> Men's Doubles	<b>MS</b> Men's Singles	<b>MT</b> Men's Team
<b>PR</b> Preliminary	<b>QF</b> Quarterfinals	<b>Rn</b> Round	<b>SF</b> Semifinals
<b>WD</b> Women's Doubles	<b>WS</b> Women's Singles	<b>WT</b> Women's Team	



## Daily Match Information - Results Summary

As of SAT 16 SEP 2023 at 17:46

16 SEP 2023

Event	Round	Name		Name	Results
<u>COURT 1</u>					
WD	SFL	(4) HOARAU / HOARAU (FRA)	d.	(1) CIMATTI / GASPARRI (ITA)	1 - 6, 6 - 2, [10] - [3]
MD	SFL	(1) GIANOTTI / GUEGANO (FRA)	d.	(3) BECCACCIOLI / GIOVANNINI (ITA)	4 - 6, 7 - 5, [12] - [10]
WD	F1	(2) DAINA / NOBILE (ITA)	d.	(4) HOARAU / HOARAU (FRA)	6 - 0, 6 - 2
MD	F1	(1) GIANOTTI / GUEGANO (FRA)	d.	(4) RAMOS VIERA / RODRIGUEZ QUEROL (ES)	6 - 2, 6 - 3
<u>COURT 2</u>					
WD	SFL	(2) DAINA / NOBILE (ITA)	d.	(3) COSTA GRAELL / FERNANDEZ PALOS (ES)	6 - 3, 6 - 2
MD	SFL	(4) RAMOS VIERA / RODRIGUEZ QUEROL (ES)	d.	(2) BOLLETTINARI / SPOTO (ITA)	7 - 6(5), 1 - 6, [10] - [8]
WD	F3	(3) COSTA GRAELL / FERNANDEZ PALOS (ES)	d.	(1) CIMATTI / GASPARRI (ITA)	6 - 3, 2 - 6, [12] - [10]
MD	F3	(3) BECCACCIOLI / GIOVANNINI (ITA)	d.	(2) BOLLETTINARI / SPOTO (ITA)	6(4) - 7, 6 - 2, [10] - [6]

### LEGEND

<b>F</b>	Finals	<b>MD</b>	Men's Doubles	<b>MS</b>	Men's Singles	<b>MT</b>	Men's Team
<b>PR</b>	Preliminary	<b>QF</b>	Quarterfinals	<b>Rn</b>	Round	<b>SF</b>	Semifinals
<b>WD</b>	Women's Doubles	<b>WS</b>	Women's Singles	<b>WT</b>	Women's Team		



# BEACH HANDBALL

RESULTS  
BOOK

**3<sup>rd</sup>**  
MEDITERRANEAN  
BEACH GAMES







## Medallists by event

As of WED 13 SEP 2023 at 19:35

Event Name	Date	Medal	Name	CTRY Code
Women	WED 13 SEP 2023	Gold	<b>SPAIN</b> CAMARA HERAS Monica BATISTA PORTERO Maria Asuncion PRAT RIERA Remei SEMPERE AGULLO Miriam HERNANDEZ TORRICO Sara DIAZ GONZALEZ Alba QUILES VERA Paula GONZALEZ POUDEREUX Violeta DIAZ COPPENS Malena SANCHEZ FLORENTINO Gemma Del Pilar	ESP
		Silver	<b>GREECE</b> KEPESIDOU Magdalini POIMENIDOU Eleni PAPADOPOULOU Agni KALOIDI Anna Polyxeni MOURNOU Eleni NIKOLAOU Melpomeni TROCHIDOU Eleftheria-Aikaterin KOUKMISI Magdalini KEPESIDOU Nikolina MASTAKA Elisavet	GRE
		Bronze	<b>PORTUGAL</b> GONCALVES Sofia DELGADO Joana CORRO Helena MENDES Daniela MARQUES Maria OLIVEIRA Catarina REGO Sofia PINHO Sara TEIXEIRA Catarina ANTUNES Maria	POR



## Medallists by event

As of WED 13 SEP 2023 at 19:35

Event Name	Date	Medal	Name	CTRY Code
Men	WED 13 SEP 2023	Gold	<b>CROATIA</b> TERIHAJ Jan LAUS Tomislav FABEK Antonio JURIC Ivan MLINARIC Filip CVJETICANIN Fran KLARIC Noa JAKELJIC Matej LUCIC Sebastian BABIC Stjepan	CRO
		Silver	<b>ITALY</b> ILIC Ivan POSTOGNA Thomas ARENA Luigi BALOGH SEDDA Nicolas Carlos D'ATTIS Alessio MAZZANTI Gregorio DIEGUEZ Nicolas NOTARANGELO Davide BELTRAMI Marco MITTERRUTZNER Christian	ITA
		Bronze	<b>SPAIN</b> DONDERIS VEGAS Carlos TOURE JABBY Elhji MIRANDA SIRVENT Antoine MARTIN RUIZ Pablo VENEGAS RODRIGUEZ Sergio Jose ORTOLA LOPEZ Adria GONZALEZ COBO Carlos HIDALGO TORRECILLA Adrian DELGADO SANCHEZ Javier	ESP



## Competition Schedule

As of WED 13 SEP 2023

Date	Start Time	Estimated Finish Time	Teams	Gender	Phase	Match No.
SAT 9 SEP 2023	10:00	10:40	CRO - POR	Women	Preliminary	1
	10:50	11:30	ITA - CYP	Women	Preliminary	2
	11:40	12:20	ESP - TUN	Women	Preliminary	3
	15:00	15:40	CRO - CYP	Men	Preliminary Group A	1
	15:00	15:40	ITA - KOS	Men	Preliminary Group A	2
	15:50	16:30	GRE - TUN	Men	Preliminary Group B	7
	15:50	16:30	MAR - ESP	Men	Preliminary Group B	8
	16:40	17:20	POR - GRE	Women	Preliminary	4
	16:40	17:20	CYP - TUN	Women	Preliminary	5
	17:30	18:10	CRO - ITA	Women	Preliminary	6
SUN 10 SEP 2023	10:00	10:40	ESP - GRE	Men	Preliminary Group B	9
	10:00	10:40	TUN - MAR	Men	Preliminary Group B	10
	10:50	11:30	GRE - ITA	Women	Preliminary	7
	10:50	11:30	TUN - CRO	Women	Preliminary	8
	11:40	12:20	ESP - CYP	Women	Preliminary	9
	12:30	13:10	CYP - ITA	Men	Preliminary Group A	3
	12:30	13:10	KOS - CRO	Men	Preliminary Group A	4
	17:00	17:40	GRE - MAR	Men	Preliminary Group B	11
	17:00	17:40	TUN - ESP	Men	Preliminary Group B	12
	17:50	18:30	ITA - POR	Women	Preliminary	10
	17:50	18:30	CRO - ESP	Women	Preliminary	11
	18:40	19:20	GRE - TUN	Women	Preliminary	12
	18:40	19:20	CYP - KOS	Men	Preliminary Group A	6
19:30	20:10	CRO - ITA	Men	Preliminary Group A	5	
MON 11 SEP 2023	10:00	10:40	TUN - POR	Women	Preliminary	13
	10:50	11:30	ESP - GRE	Women	Preliminary	14
	11:40	12:20	CYP - CRO	Women	Preliminary	15
	16:00	16:40	ITA - TUN	Women	Preliminary	16
	16:50	17:30	POR - ESP	Women	Preliminary	17
	17:40	18:20	GRE - CYP	Women	Preliminary	18
	18:30	19:10	CRO - MAR	Men	Quarter-finals QF 1	13
	19:20	20:00	ITA - TUN	Men	Quarter-finals QF 3	14
	20:10	20:50	ESP - KOS	Men	Quarter-finals QF 2	15
	21:00	21:40	GRE - CYP	Men	Quarter-finals QF 4	16
TUE 12 SEP 2023	9:30	10:10	ESP - ITA	Women	Preliminary	19
	10:20	11:00	CYP - POR	Women	Preliminary	20
	11:10	11:50	CRO - GRE	Women	Preliminary	21
	12:00	12:40	MAR - GRE	Men	Semifinals 5-8	17
	12:50	13:30	TUN - KOS	Men	Semifinals 5-8	18
	15:30	16:10	CRO - CYP	Men	Semi-finals SF 1	19
	16:20	17:00	ITA - ESP	Men	Semi-finals SF 2	20
	17:10	17:50	ESP - ITA	Women	Semi-finals	22
	18:00	18:40	GRE - POR	Women	Semi-finals	24
	18:50	19:30	CYP - TUN	Women	Classification 5-7	23
WED 13 SEP 2023	10:00	10:40	CRO - TUN	Women	Classification 5-7	25
	10:50	11:30	MAR - KOS	Men	Final 7th-8th Place	21
	11:40	12:20	GRE - TUN	Men	Final 5th-6th Place	22



### Competition Schedule

As of WED 13 SEP 2023

Date	Start Time	Estimated Finish Time	Teams	Gender	Phase	Match No.
	15:00	15:40	CRO - CYP	Women	Classification 5-7	26
	16:00	16:40	ITA - POR	Women	Bronze-medal Match	27
	17:00	17:40	CYP - ESP	Men	Bronze-medal Match	23
	18:00	18:40	ESP - GRE	Women	Gold-medal Match	28
	19:00	19:40	CRO - ITA	Men	Gold-medal Match	24

**LEGEND**

No. Number    xA    x(x = 1-5) ranked team from group A    xB    x(x = 1-5) ranked team from group A





## Competition Officials

As of SUN 10 SEP 2023

Function	Name	Organizazion
Technical Delegate	Gerasimos SKLAVENTIS	GRE - Greece
	Petros THEODOSIUS	GRE - Greece
	Ciro CARDONE	ITA - Italy
	Kamel BORG	TUN - Tunisia
	Nicolaos ERINAKIS	CYP - Cyprus
Referee	Yonatan LAZARO VILLEGAS	ESP - Spain
	Nikoletta VELANI	GRE - Greece
	Sevasti BRAMOU	GRE - Greece
	Stefano PIPITONE	ITA - Italy
	Marilisa SARDISCO	ITA - Italy
	Sergio MARTINEZ MIRON	ESP - Spain
	Victor ROLLAN MARTIN	ESP - Spain
	Dario RUPCIC	CRO - Croatia
	Ivica BOTINCAN	CRO - Croatia
	GUDES OLIVEIRA	POR - Portugal
	DE ALMEIDA	POR - Portugal
	Hicham MOGHALLI	MAR - Morocco
	Samir DKAKI	MAR - Morocco



## Medallists

As of WED 13 SEP 2023 at 19:08

Gold	Silver	Bronze
<b>ESP - Spain</b>	<b>GRE - Greece</b>	<b>POR - Portugal</b>
2 CAMARA HERAS Monica	1 KEPESIDOU Magdalini	2 GONCALVES Sofia
3 BATISTA PORTERO Maria Asuncion	3 POIMENIDOU Eleni	5 DELGADO Joana
6 PRAT RIERA Remei	4 PAPADOPOULOU Agni	6 CORRO Helena
11 SEMPERE AGULLO Miriam	5 KALOIDI Anna Polyxeni	7 MENDES Daniela
13 HERNANDEZ TORRICO Sara	11 MOURNOU Eleni	9 MARQUES Maria
17 DIAZ GONZALEZ Alba	12 NIKOLAOU Melpomeni	10 OLIVEIRA Catarina
21 QUILES VERA Paula	15 TROCHIDOU Eleftheria-Aikaterin	11 REGO Sofia
25 GONZALEZ POUDEREUX Violeta	19 KOUKMISI Magdalini	12 PINHO Sara
29 DIAZ COPPENS Malena	20 KEPESIDOU Nikolina	14 TEIXEIRA Catarina
77 SANCHEZ FLORENTINO Gemma Del Pilar	88 MASTAKA Elisavet	20 ANTUNES Maria



## Team Roster

As of SAT 9 SEP 2023 at 08:58

### CRO - Croatia

No.	Name	Uniform Name	Pos	Height m/ ft in	Weight kg / lbs	Date of Birth	Age	Club
4	ZUZIC Nela	ZUZIC				30 AUG 1995	28	TSV Bayer 04 Leverkusen
6	LESAC Lucia	LESAC				30 NOV 1999	23	ZRK Tresnjevka
7	MIHOLIC Lara	MIHOLIC				8 APR 2000	23	ZRK TRESNJEVKA
8	VOJNOVIC Nika	VOJNOVIC				22 OCT 2000	22	ZRK TRESNJEVKA
9	KAPETANOVIC Leonarda	KAPETANOVIC				3 NOV 1998	24	ZRK SAMOBOR
11	BRDOVCAK Barbara	BRDOVCAK				21 MAY 1997	26	ZRK ZAPRESIC
15	BOSNJAK Mia	BOSNJAK				15 APR 2000	23	ZRK TRESNJEVKA
17	HARAMINA Anja	HARAMINA				29 NOV 2000	22	RK UDARNIK
20	PERIC Valentina	PERIC				25 AUG 2004	19	ZRK SLOGA
35	PERENCEVIC Vanja	PERENCEVIC				29 FEB 2000	23	RK Dugo Selo
<b>Team averages</b>							23.3	

#### Uniform Color (Shirts - Shorts)

1st	White
2nd	Green
3rd	Blue

Team Official	MOJILAC Mario
Team Official	SMILJANIC Kristina
Team Official	KRUSELY Goran
Team Official	OSTOJIC Sinisa

#### LEGEND

D	Defender	GK	Goalkeeper	L	Left Hand	LW	Left Wing
No.	Uniform Number	P	Pivot	R	Right Hand	RW	Right Wing
SPC	Specialist						



## Team Roster

As of SAT 9 SEP 2023 at 08:58

### CYP - Cyprus

No.	Name	Uniform Name	Pos	Height m/ ft in	Weight kg / lbs	Date of Birth	Age	Club
1	TAKI Andria	TAKI				20 JUN 1995	28	CYPRUS NOC
2	ELIA Malvina	ELIA				11 APR 1997	26	CYPRUS NOC
3	IOANNOU Vaso	IOANNOU				9 MAY 1984	39	CYPRUS NOC
4	DIMITRIJEVIC Andjela	DIMITRIJEVIC				4 JAN 1988	35	CYPRUS NOC
5	TSANGARI Rena					9 OCT 1989	33	
6	KKAILA Georgia	KKAILA				2 AUG 2002	21	CYPRUS NOC
7	PAPA Magdalini	PAPA				2 APR 1994	29	CYPRUS NOC
8	VRACHIMI Elena	VRACHIMI				18 MAY 1995	28	CYPRUS NOC
9	ELLINA Lito	ELLINA				19 JUN 1981	42	CYPRUS NOC
10	MARSELLI Maria	MARSELLI				31 OCT 1994	28	CYPRUS NOC
<b>Team averages</b>							30.9	

Head Coach

CONSTANTINOY Constantinus

#### LEGEND

D	Defender	GK	Goalkeeper	L	Left Hand	LW	Left Wing
No.	Uniform Number	P	Pivot	R	Right Hand	RW	Right Wing
SPC	Specialist						





## Team Roster

As of SAT 9 SEP 2023 at 08:58

### ESP - Spain

No.	Name	Uniform Name	Pos	Height m/ ft in	Weight kg / lbs	Date of Birth	Age	Club	
2	CAMARA HERAS Monica	CAMARA HERAS				14 DEC 1993	29	BMP ALCALA	
3	BATISTA PORTERO Maria Asuncion	BATISTA PORTERO				26 SEP 1993	29	AM TEAM ALMERIA	
6	PRAT RIERA Remei	PRAT RIERA				11 JUL 1997	26	ARHS TEAM	
11	SEMPERE AGULLO Miriam	SEMPERE AGULLO				19 NOV 1995	27	BMP SEVILLA	
13	HERNANDEZ TORRICO Sara	HERNANDEZ TORRICO				19 JAN 1998	25	AM TEAM ALMERIA	
17	DIAZ GONZALEZ Alba	DIAZ GONZALEZ				16 JAN 2000	23	AM TEAM ALMERIA	
21	QUILES VERA Paula	QUILES VERA				13 NOV 2004	18	CBMP RAYITO SALINERO	
25	GONZALEZ POUDEREUX Violeta	GONZALEZ POUDERE				26 JUN 1993	30	AM TEAM ALMERIA	
29	DIAZ COPPENS Malena	DIAZ COPPENS				10 DEC 2004	18	CBMPCIUAD DE MALAGA	
77	SANCHEZ FLORENTINO Gemma Del	SANCHEZ FLORENTIN				19 APR 2000	23	AM TEAM ALMERIA	
<b>Team averages</b>								24.8	

#### Uniform Color (Shirts - Shorts)

1st	Red	Blue
2nd	Blue	Blue
3rd	Black	

Team Official	MORILLO BARO Juan Pablo
Team Official	POSADA NOVOA Fernando
Team Official	CALVILLO RODA Jose Maria
Team Official	RODRIGUEZ GARCIA Estefania

#### LEGEND

D	Defender	GK	Goalkeeper	L	Left Hand	LW	Left Wing
No.	Uniform Number	P	Pivot	R	Right Hand	RW	Right Wing
SPC	Specialist						



## Team Roster

As of SAT 9 SEP 2023 at 08:58

### GRE - Greece

No.	Name	Uniform Name	Pos	Height m/ ft in	Weight kg / lbs	Date of Birth	Age	Club
1	KEPESIDOU Magdalini	KEPESIDOU				21 APR 1997	26	NOC Greece
3	POIMENIDOU Eleni	POIMENIDOU				7 APR 1980	43	NOC Greece
4	PAPADOPOULOU Agni	PAPADOPOULOU				4 DEC 2003	19	POIMENIDOU ELENI
5	KALOIDI Anna Polyxeni	KALOIDI				22 SEP 1984	38	NOC Greece
11	MOURNOU Eleni	MOURNOU				31 JUL 1994	29	NOC Greece
12	NIKOLAOU Melpomeni	NIKOLAOU				1 SEP 2001	22	NOC Greece
15	TROCHIDOU Eleftheria-Aikaterin	TROCHIDOU				1 JAN 2001	22	NOC Greece
19	KOUKMISI Magdalini	KOUKMISI				1 JUN 2004	19	POIMENIDOU ELENI
20	KEPESIDOU Nikolina	KEPESIDOU				18 JAN 2002	21	NOC Greece
88	MASTAKA Elisavet	MASTAKA				28 MAR 1988	35	NOC Greece
Team averages							27.4	

#### Uniform Color (Shirts - Shorts)

1st	Blue	Blue
2nd	Yellow	Blue
3rd	White	Blue

Head Coach	KARANTONI Maria
Assistant Coach	DIMITRIOU Sofia
Team Official	MICHALAKIS Konstantinos

#### LEGEND

D	Defender	GK	Goalkeeper	L	Left Hand	LW	Left Wing
No.	Uniform Number	P	Pivot	R	Right Hand	RW	Right Wing
SPC	Specialist						



## Team Roster

As of SAT 9 SEP 2023 at 08:58

### ITA - Italy

No.	Name	Uniform Name	Pos	Height m/ ft in	Weight kg / lbs	Date of Birth	Age	Club
1	FERRARI Elisa	FERRARI				11 MAY 1993	30	Ferrara
2	BERTOLINO Nila	BERTOLINO				4 JUL 2000	23	Cassano Magnago
3	TISATO Matilde	TISATO				18 NOV 1998	24	Uniatlantico Pereda
4	DJIOGAP NOUMEDEM Carelle	DJIOGAP NOUMEDEM				6 FEB 2000	23	Cellini Padova
5	DALLA COSTA Ilaria	DALLA COSTA				28 FEB 1995	28	Salerno
6	STEFANELLI Irene	STEFANELLI				18 NOV 1998	24	Pontinia
7	KOBILICA Diana	KOBILICA				12 DEC 2001	21	Cassano Magnago
8	VEGNI Violetta	VEGNI				19 FEB 2000	23	SSV Brixen
9	LUCARINI Giovanna	LUCARINI				20 MAR 2001	22	Pontinia
10	LAURETTI MATOS Cyrielle Paola	LAURETTI MATOS				24 AUG 1997	26	Salerno
<b>Team averages</b>							24.4	

#### Uniform Color (Shirts - Shorts)

1st	Blue	Black
2nd	Fuchsia	Black
3rd	Yellow	Black

Head Coach	MAIONE Pasquale
Assistant Coach	LARA COBOS Daniel
Medical Officer	GIUFFRIDA Francesca
Team Manager	FACHECHI Daniele

#### LEGEND

D	Defender	GK	Goalkeeper	L	Left Hand	LW	Left Wing
No.	Uniform Number	P	Pivot	R	Right Hand	RW	Right Wing
SPC	Specialist						



## Team Roster

As of SAT 9 SEP 2023 at 08:58

### POR - Portugal

No.	Name	Uniform Name	Pos	Height m/ ft in	Weight kg / lbs	Date of Birth	Age	Club
2	GONCALVES Sofia	GONCALVES				21 OCT 2001	21	GRD LECA
5	DELGADO Joana	DELGADO				6 JUN 2002	21	EFE OS TIGRES
6	CORRO Helena	CORRO				30 NOV 1990	32	AD FORTITUDO
7	MENDES Daniela	MENDES				15 JAN 1995	28	GRD LECA
9	MARQUES Maria	MARQUES				20 JAN 2005	18	NAZARE BHT
10	OLIVEIRA Catarina	OLIVEIRA				14 JUL 1991	32	GRD LECA
11	REGO Sofia	REGO				24 SEP 1999	23	AD OSN BH
12	PINHO Sara	PINHO				10 JUN 2000	23	GRD LECA
14	TEIXEIRA Catarina	TEIXEIRA				7 MAY 1998	25	AD IA SPORTS
20	ANTUNES Maria	ANTUNES				11 AUG 2001	22	NAZARE BHT
Team averages							24.5	

#### Uniform Color (Shirts - Shorts)

1st	Red	Black
2nd	White	Black
3rd	Yellow	Black

Head Coach	RODRIGUEZ Agustin
Physiotherapist	BALSEIRO Erica
Team Official	MEDEIROS Rui

#### LEGEND

D	Defender	GK	Goalkeeper	L	Left Hand	LW	Left Wing
No.	Uniform Number	P	Pivot	R	Right Hand	RW	Right Wing
SPC	Specialist						



## Team Roster

As of SAT 9 SEP 2023 at 08:58

### TUN - Tunisia

No.	Name	Uniform Name	Pos	Height m/ ft in	Weight kg / lbs	Date of Birth	Age	Club
2	SALMI Amani	SALMI				6 DEC 1994	28	Handball Saint-Etienne Metropole - Franc
3	MRAD Manel	MRAD				27 FEB 1986	37	Chaumont Handball 52 - France
10	ROMDHAN Hanen	ROMDHAN				25 JUN 1994	29	Union Sportive Dreux-Vernouillet - France
12	AJMI Zayneb	AJMI				15 FEB 2007	16	Association Sportive Feminine teboulba
16	NAIRI Ghofrane	NAIRI				30 SEP 2001	21	Espoir Sportif de Rejiche - Tunisie
18	BACHA Amira	BACHA				30 JAN 2002	21	Association Sportive Feminine de M. Temi
22	MORJENE Oifa	MORJENE				12 MAR 1993	30	Association Sportive Feminine de Zaghou
79	BEN KHEDHER Nahed	BEN KHEDHER				16 JUL 1997	26	Association Sportive Feminine de Mahdia
88	OUEFFELLI Leila	OUEFFELLI				1 OCT 1977	45	Megrine Sport Handball Feminin - Tunisie
97	SASSI Saida	SASSI				23 MAR 1997	26	Espoir Sportif Medjez El Bab - Tunisie
Team averages							27.9	

Head Coach AYARAI EP BEN MOUSSA Hejer  
Physiotherapist BJAQUI Asma

#### LEGEND

D	Defender	GK	Goalkeeper	L	Left Hand	LW	Left Wing
No.	Uniform Number	P	Pivot	R	Right Hand	RW	Right Wing
SPC	Specialist						



## Final Standings

As of WED 13 SEP 2023 at 19:10

Medal	Rank	Team
Gold	1	ESP - Spain
Silver	2	GRE - Greece
Bronze	3	POR - Portugal
	4	ITA - Italy
	5	CYP - Cyprus
	6	CRO - Croatia
	7	TUN - Tunisia



## Pool standings

As of WED 13 SEP 2023 at 15:44

Rank									Matches			Periods			Goals			Class. Points
		ESP	GRE	POR	ITA	CRO	CYP	TUN	Played	Won	Lost	Won	Lost	Diff.	For	Agains	Diff.	
1	ESP	---	2 - 1	2 - 0	2 - 0	2 - 0	2 - 0	2 - 0	6	6	0	12	1	11	253	186	67	12
2	GRE	1 - 2	---	2 - 0	2 - 1	1 - 2	2 - 0	2 - 0	6	4	2	10	5	5	234	211	23	8
3	POR	0 - 2	0 - 2	---	2 - 0	2 - 0	2 - 0	2 - 0	6	4	2	8	4	4	280	229	51	8
4	ITA	0 - 2	1 - 2	0 - 2	---	2 - 1	2 - 1	2 - 0	6	3	3	7	8	-1	266	245	21	6
5	CRO	0 - 2	2 - 1	0 - 2	1 - 2	---	2 - 0	2 - 0	6	3	3	7	7	0	212	233	-21	6
6	CYP	0 - 2	0 - 2	0 - 2	1 - 2	0 - 2	---	2 - 1	6	1	5	3	11	-8	200	249	-49	2
7	TUN	0 - 2	0 - 2	0 - 2	0 - 2	0 - 2	1 - 2	---	6	0	6	1	12	-11	184	276	-92	0

Rank					Matches			Periods			Goals			Class. Points
		CYP	CRO	TUN	Played	Won	Lost	Won	Lost	Diff.	For	Agains	Diff.	
1	CYP	---	2 - 1	2 - 0	2	2	0	4	1	3	100	90	10	4
2	CRO	1 - 2	---	2 - 1	2	1	1	3	3	0	84	79	5	2
3	TUN	0 - 2	1 - 2	---	2	0	2	1	4	-3	74	89	-15	0

## Match Results

Date	Start	Phase	Match	Teams	1st P	2nd P	PSO	Result
SAT 9 SEP	10:00	Preliminary	1	CRO - POR	14-22	16-23		0 - 2
	10:50	Preliminary	2	ITA - CYP	24-18	20-24	7-4	2 - 1
	11:40	Preliminary	3	ESP - TUN	22-12	22-10		2 - 0
	16:40	Preliminary	4	POR - GRE	20-23	24-25		0 - 2
	16:40	Preliminary	5	CYP - TUN	18-16	14-18	7-6	2 - 1
	17:30	Preliminary	6	CRO - ITA	19-18	17-23	8-10	1 - 2
SUN 10 SEP	10:50	Preliminary	7	GRE - ITA	12-20	14-12	10-8	2 - 1
	10:50	Preliminary	8	TUN - CRO	13-20	16-20		0 - 2
	11:40	Preliminary	9	ESP - CYP	22-14	17-14		2 - 0
	17:50	Preliminary	10	ITA - POR	20-30	18-19		0 - 2
	17:50	Preliminary	11	CRO - ESP	16-24	12-18		0 - 2
	18:40	Preliminary	12	GRE - TUN	22-16	20-10		2 - 0
MON 11 SEP	10:00	Preliminary	13	TUN - POR	24-31	14-30		0 - 2
	10:50	Preliminary	14	ESP - GRE	18-19	17-14	5-4	2 - 1
	11:40	Preliminary	15	CYP - CRO	14-16	18-20		0 - 2
	16:00	Preliminary	16	ITA - TUN	22-15	28-14		2 - 0
	16:50	Preliminary	17	POR - ESP	18-22	17-25		0 - 2
	17:40	Preliminary	18	GRE - CYP	17-11	20-16		2 - 0
TUE 12 SEP	09:30	Preliminary	19	ESP - ITA	19-18	22-18		2 - 0
	10:20	Preliminary	20	CYP - POR	14-22	14-24		0 - 2
	11:10	Preliminary	21	CRO - GRE	10-16	16-14	8-4	2 - 1
	18:50	Classification 5-7	23	CYP - TUN	25-16	28-26		2 - 0
WED 13 SEP	10:00	Classification 5-7	25	CRO - TUN	16-10	14-18	6-4	2 - 1
	15:00	Classification 5-7	26	CRO - CYP	18-23	24-16	6-8	1 - 2

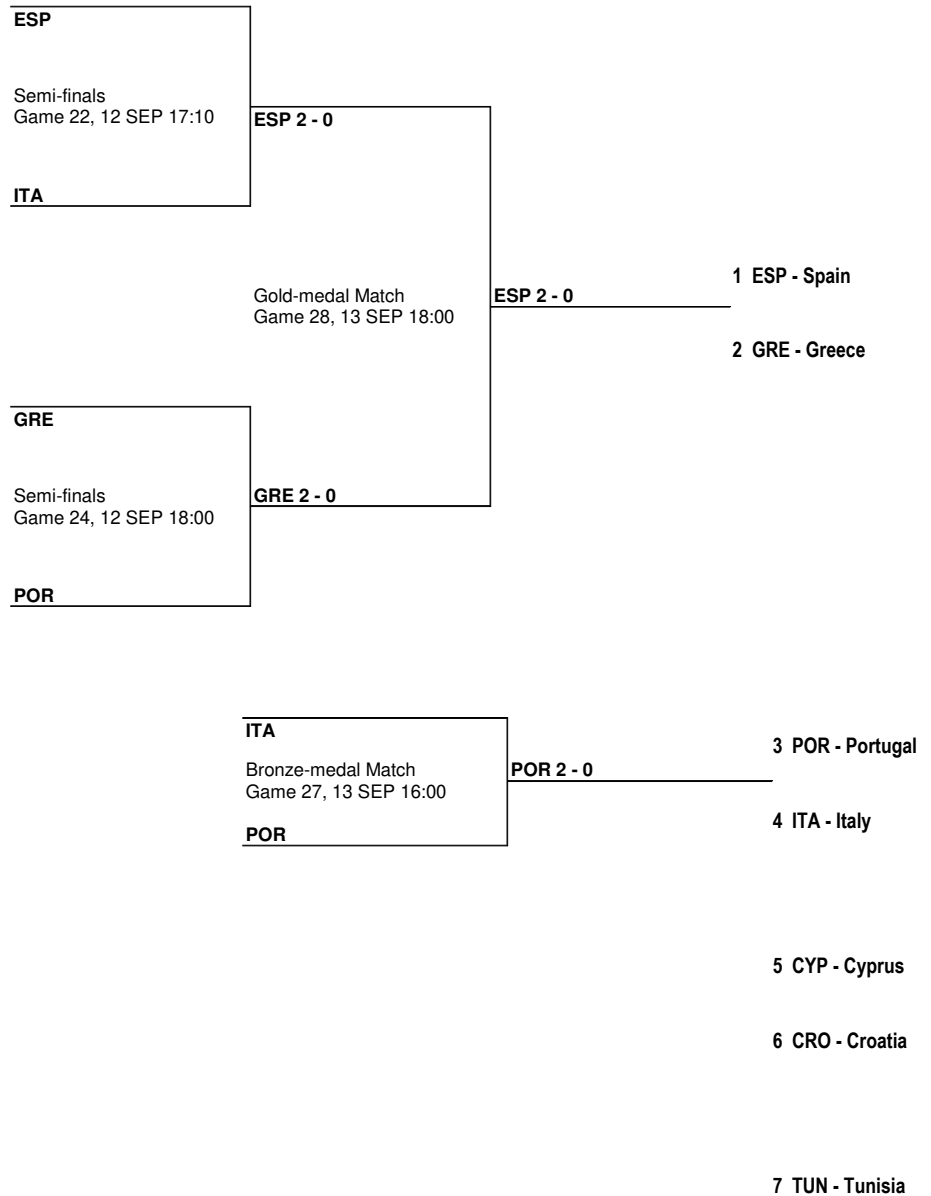


## Brackets

As of WED 13 SEP 2023 at 19:12

### Semi-finals

### Finals







SAT 9 SEP 2023  
Start Time 10:00  
Game Duration: 00:42

## Results

### CRO 0 vs 2 POR (14-22) (16-23)

Referees: Stefano PIPITONE (ITA) Marilisa SARDISCO (ITA)

#### CRO - Croatia

Players		Shots									Punishments		
No.	Name	Pts	G / S	%	Fld	SPC	INF	SPN	6mP	DGK	SUS	RC	DR
4	ZUZIC Nela		0/1	0						0/1			
6	LESAC Lucia										1		
7	MIHOLIC Lara	16	8/11	73			1/2	6/8	1/1				
8	VOJNOVIC Nika												
9	KAPETANOVIC Leonarda	2	1/2	50		1/2							
11	BRDOVCAK Barbara	6	3/4	75				3/4			1		
15	BOSNJAK Mia												
17	HARAMINA Anja	6	3/7	43			1/1	2/6			1		
20	PERIC Valentina												
35	PERENCEVIC Vanja												
<b>Bench/Team</b>													
<b>Totals</b>		30	15/25	60		1/2	2/3	11/18	1/1	0/1	3		
No.	Name	S/S	%	F1	DG	SN	PS	SC	IN				

#### POR - Portugal

Players		Shots									Punishments		
No.	Name	Pts	G / S	%	Fld	SPC	INF	SPN	6mP	DGK	SUS	RC	DR
2	GONCALVES Sofia	25	13/15	87	1/1		4/4	8/10					
5	DELGADO Joana	2	1/1	100				1/1					
6	CORRO Helena												
7	MENDES Daniela		0/2	0		0/2							
9	MARQUES Maria	4	2/3	67				2/3					
10	OLIVEIRA Catarina												
11	REGO Sofia												
12	PINHO Sara	14	7/9	78				6/8	1/1				
14	TEIXEIRA Catarina												
20	ANTUNES Maria												
<b>Bench/Team</b>													
<b>Totals</b>		45	23/30	77	1/1	0/2	4/4	17/22	1/1				
No.	Name	S/S	%	F1	DG	SN	PS	SC	IN				



SAT 9 SEP 2023  
Start Time 10:00  
Game Duration: 00:42

## Results

### RUNNING SCORE

1st Period		2nd Period	
0 - 2	PINHO S.	0 - 2	GONCALVES S.
0 - 4	DELGADO J.	2 - 2	MIHOLIC L.
2 - 4	MIHOLIC L.	2 - 4	GONCALVES S.
2 - 6	PINHO S.	4 - 4	BRDOVCAK B.
2 - 8	PINHO S.	6 - 4	HARAMINA A.
4 - 8	BRDOVCAK B.	6 - 6	PINHO S.
4 - 10	MARQUES M.	8 - 6	KAPETANOVIC L.
6 - 10	MIHOLIC L.	8 - 8	GONCALVES S.
8 - 10	MIHOLIC L.	8 - 10	PINHO S.
8 - 12	GONCALVES S.	10 - 10	HARAMINA A.
8 - 14	GONCALVES S.	10 - 12	PINHO S.
8 - 16	GONCALVES S.	12 - 12	MIHOLIC L.
10 - 16	MIHOLIC L.	12 - 14	GONCALVES S.
10 - 18	MARQUES M.	14 - 14	HARAMINA A.
12 - 18	MIHOLIC L.	14 - 16	GONCALVES S.
12 - 20	GONCALVES S.	14 - 18	GONCALVES S.
12 - 22	PINHO S.	16 - 18	MIHOLIC L.
14 - 22	BRDOVCAK B.	16 - 20	GONCALVES S.
		16 - 22	GONCALVES S.
		16 - 23	GONCALVES S.

### LEGEND

%	Efficiency	6mP	6 metre Penalty	DGK	Direct Goalkeeper Goal	DR	Disqualification with Report
Fld	Field Goal	G / S	Goals / Shots	INF	In-Flight Goal	Pts	Points
RC	Red Cards	SPC	Specialist Goal	SPN	Spin Goal	SUS	Suspension



SAT 9 SEP 2023  
Start Time 10:50  
Game Duration: 00:54

## Results

### ITA 2 vs 1 CYP (24-18) (20-24) 7-4

Referees: Sergio MARTINEZ MIRON (ESP) Victor ROLLAN MARTIN (ESP)

#### ITA - Italy

Players		Shots									Punishments		
No.	Name	Pts	G / S	%	Fld	SPC	INF	SPN	6mP	DGK	SUS	RC	DR
1	FERRARI Elisa												
2	BERTOLINO Nila	4	2/2	100						2/2			
3	TISATO Matilde										1		
4	DJIOGAP NOUMEDEM Carelle		0/1	0		0/1					1		
5	DALLA COSTA Ilaria	9	5/8	63	1/1	4/7							
6	STEFANELLI Irene	2	1/1	100		1/1							
7	KOBILICA Diana	12	6/8	75			1/1	5/7					
8	VEGNI Violetta	4	2/2	100				2/2					
9	LUCARINI Giovanna	14	7/10	70				3/6	4/4				
10	LAURETTI MATOS Cyrielle Paola	6	3/11	27				3/10	0/1				
<b>Bench/Team</b>													
<b>Totals</b>		51	26/43	60	1/1	5/9	1/1	13/25	4/5	2/2	2		
No.	Name	S/S	%	F1	DG	SN	PS	SC	IN				

#### CYP - Cyprus

Players		Shots									Punishments		
No.	Name	Pts	G / S	%	Fld	SPC	INF	SPN	6mP	DGK	SUS	RC	DR
1	TAKI Andria		0/1	0						0/1			
2	ELIA Malvina										1	1	
3	IOANNOU Vaso	2	1/1	100		1/1							
4	DIMITRIJEVIC Andjela												
5	TSANGARI Rena	8	4/5	80		1/1		3/4					
6	KKAILA Georgia	2	1/2	50				1/2					
7	PAPA Magdalini	6	3/6	50			1/3	2/3					
8	VRACHIMI Elena										1		
9	ELLINA Lito	6	3/7	43				2/6	1/1				
10	MARSELLI Maria	20	10/13	77				10/13					
<b>Bench/Team</b>		2	1/1	100				1/1					
<b>Totals</b>		46	23/36	64		2/2	1/3	19/29	1/1	0/1	2	1	
No.	Name	S/S	%	F1	DG	SN	PS	SC	IN				



SAT 9 SEP 2023  
Start Time 10:50  
Game Duration: 00:54

## Results

### RUNNING SCORE

1st Period	
DALLA COSTA I.	2 - 0
LUCARINI G.	4 - 0
4 - 2	MARSELLI M.
LAURETTI MATOS	6 - 2
KOBILICA D.	8 - 2
KOBILICA D.	10 - 2
10 - 4	MARSELLI M.
DALLA COSTA I.	12 - 4
STEFANELLI I.	14 - 4
14 - 6	MARSELLI M.
KOBILICA D.	16 - 6
16 - 10	TSANGARI R.
BERTOLINO N.	18 - 10
18 - 12	KKAILA G.
LUCARINI G.	20 - 12
20 - 14	MARSELLI M.
DALLA COSTA I.	22 - 14
22 - 16	PAPA M.
LUCARINI G.	24 - 16
24 - 18	MARSELLI M.

ITA - CYP	
2nd Period	
KOBILICA D.	2 - 0
2 - 2	ELLINA L.
LUCARINI G.	4 - 2
4 - 4	ELLINA L.
KOBILICA D.	6 - 4
6 - 6	MARSELLI M.
LAURETTI MATOS	8 - 6
8 - 8	TSANGARI R.
LAURETTI MATOS	10 - 8
10 - 10	MARSELLI M.
DALLA COSTA I.	12 - 10
12 - 12	MARSELLI M.
LUCARINI G.	14 - 12
14 - 14	MARSELLI M.
LUCARINI G.	16 - 14
16 - 16	TSANGARI R.
16 - 18	TSANGARI R.
16 - 20	ELLINA L.
VEGNI V.	18 - 20
18 - 22	PAPA M.
18 - 24	IOANNOU V.
BERTOLINO N.	20 - 24

KOBILICA D.	2 - 0
2 - 2	PAPA M.
LUCARINI G.	4 - 2
6 - 2	VEGNI V.
6 - 4	MARSELLI M.
DALLA COSTA I.	7 - 4
Shoot-out	

### LEGEND

%	Efficiency	6mP	6 metre Penalty	DGK	Direct Goalkeeper Goal	DR	Disqualification with Report
Fld	Field Goal	G / S	Goals / Shots	INF	In-Flight Goal	Pts	Points
RC	Red Cards	SPC	Specialist Goal	SPN	Spin Goal	SUS	Suspension



SAT 9 SEP 2023  
Start Time 11:40  
Game Duration: 00:38

## Results

### ESP 2 vs 0 TUN (22-12) (22-10)

Referees: Nikoletta VELANI (GRE) Sevasti BRAMOU (GRE)

#### ESP - Spain

Players		Shots										Punishments		
No.	Name	Pts	G / S	%	Fld	SPC	INF	SPN	6mP	DGK	SUS	RC	DR	
2	CAMARA HERAS Monica	10	5/6	83			4/4	1/2						
3	BATISTA PORTERO Maria Asuncion	14	7/10	70			4/6	3/4						
6	PRAT RIERA Remei													
11	SEMPERE AGULLO Miriam													
13	HERNANDEZ TORRICO Sara	4	2/4	50		2/4								
17	DIAZ GONZALEZ Alba	12	6/9	67			0/2	4/5	2/2					
21	QUILES VERA Paula													
25	GONZALEZ POUDEREUX Violeta													
29	DIAZ COPPENS Malena	4	2/2	100				2/2						
77	SANCHEZ FLORENT										1			
<b>Bench/Team</b>														
<b>Totals</b>		44	22/31	71		2/4	8/12	10/13	2/2		1			
No.	Name	S/S	%	F1	DG	SN	PS	SC	IN					

#### TUN - Tunisia

Players		Shots										Punishments		
No.	Name	Pts	G / S	%	Fld	SPC	INF	SPN	6mP	DGK	SUS	RC	DR	
2	SALMI Amani	6	3/7	43			1/2	1/3	1/2					
3	MRAD Manel	2	1/3	33				1/3						
10	ROMDHAN Hanen	10	5/8	63		2/3	1/2	2/3						
12	AJMI Zayneb		0/1	0				0/1						
16	NAIRI Ghofrane		0/1	0						0/1				
18	BACHA Amira	2	1/3	33		1/3					1			
22	MORJENE Olfa													
79	BEN KHEDHER Nahed													
88	OUERFELLI Leila		0/1	0						0/1				
97	SASSI Saida	2	1/3	33			0/1	1/2						
<b>Bench/Team</b>														
<b>Totals</b>		22	11/27	41		3/6	2/5	5/12	1/2	0/2	1			
No.	Name	S/S	%	F1	DG	SN	PS	SC	IN					



SAT 9 SEP 2023  
Start Time 11:40  
Game Duration: 00:38

## Results

### RUNNING SCORE

#### ESP - TUN

1st Period		2nd Period	
CAMARA HERAS M.	2 - 0	CAMARA HERAS M.	2 - 0
	2 - 2 ROMDHAN H.	BATISTA PORTERO	4 - 0
BATISTA PORTERO	4 - 2	DIAZ GONZALEZ A	6 - 0
DIAZ GONZALEZ A	6 - 2		6 - 2 ROMDHAN H.
CAMARA HERAS M.	8 - 2	CAMARA HERAS M.	8 - 2
	8 - 4 BACHA A.	DIAZ GONZALEZ A	10 - 2
	8 - 6 ROMDHAN H.	BATISTA PORTERO	12 - 2
BATISTA PORTERO	10 - 6	DIAZ COPPENS M.	14 - 2
BATISTA PORTERO	12 - 6	DIAZ GONZALEZ A	16 - 2
BATISTA PORTERO	14 - 6		16 - 4 SALMI A.
DIAZ COPPENS M.	16 - 6		16 - 6 ROMDHAN H.
	16 - 8 MRAD M.	BATISTA PORTERO	18 - 6
DIAZ GONZALEZ A	18 - 8		18 - 8 ROMDHAN H.
	18 - 10 SALMI A.	HERNANDEZ TORRI	20 - 8
HERNANDEZ TORRI	20 - 10	DIAZ GONZALEZ A	22 - 8
CAMARA HERAS M.	22 - 10		22 - 10 SASSI S.
	22 - 12 SALMI A.		

### LEGEND

%	Efficiency	6mP	6 metre Penalty	DGK	Direct Goalkeeper Goal	DR	Disqualification with Report
Fld	Field Goal	G / S	Goals / Shots	INF	In-Flight Goal	Pts	Points
RC	Red Cards	SPC	Specialist Goal	SPN	Spin Goal	SUS	Suspension



SAT 9 SEP 2023  
Start Time 16:40  
Game Duration: 00:39

## Results

### POR 0 vs 2 GRE (20-23) (24-25)

Referees: Dario RUPCIC (CRO) Ivica BOTINCAN (CRO)

#### POR - Portugal

Players		Shots										Punishments		
No.	Name	Pts	G / S	%	Fld	SPC	INF	SPN	6mP	DGK	SUS	RC	DR	
2	GONCALVES Sofia	10	5/9	56			0/1	5/8						
5	DELGADO Joana	4	2/5	40			1/3	1/2						
6	CORRO Helena													
7	MENDES Daniela	6	3/5	60		3/4	0/1							
9	MARQUES Maria	2	1/1	100				1/1						
10	OLIVEIRA Catarina													
11	REGO Sofia													
12	PINHO Sara	22	11/15	73				5/8	6/7					
14	TEIXEIRA Catarina													
20	ANTUNES Maria													
<b>Bench/Team</b>														
<b>Totals</b>		44	22/35	63		3/4	1/5	12/19	6/7					
No.	Name	S/S	%	F1	DG	SN	PS	SC	IN					

#### GRE - Greece

Players		Shots										Punishments		
No.	Name	Pts	G / S	%	Fld	SPC	INF	SPN	6mP	DGK	SUS	RC	DR	
1	KEPESIDOU Magdalini	4	2/2	100						2/2				
3	POIMENIDOU Eleni										1			
4	PAPADOPOULOU Agni	14	8/9	89	2/2			6/7						
5	KALOUDI Anna Polyxeni										1			
11	MOURNOU Eleni	6	4/6	67	2/2			2/4						
12	NIKOLAOU Melpomeni													
15	TROCHIDOU Eleftheria-Aikaterin	12	6/6	100		4/4	2/2							
19	KOUKMISI Magdalini													
20	KEPESIDOU Nikolina													
88	MASTAKA Elisavet	12	6/6	100			5/5	1/1						
<b>Bench/Team</b>														
<b>Totals</b>		48	26/29	90	4/4	4/4	7/7	9/12		2/2	2			
No.	Name	S/S	%	F1	DG	SN	PS	SC	IN					



SAT 9 SEP 2023  
Start Time 16:40  
Game Duration: 00:39

## Results

### RUNNING SCORE

1st Period	POR - GRE	2nd Period
0 - 2 MASTAKA E.	0 - 2 MOURNOU E.	
PINHO S. 2 - 2	MENDES D. 2 - 2	
PINHO S. 4 - 2	2 - 4 PAPAPOPOULOU A.	
4 - 4 KEPESIDOU M.	2 - 6 PAPAPOPOULOU A.	
4 - 6 TROCHIDOU E.	GONCALVES S. 4 - 6	
PINHO S. 6 - 6	4 - 8 TROCHIDOU E.	
6 - 8 MASTAKA E.	PINHO S. 6 - 8	
DELGADO J. 8 - 8	6 - 10 PAPAPOPOULOU A.	
8 - 10 TROCHIDOU E.	PINHO S. 8 - 10	
8 - 12 PAPAPOPOULOU A.	MENDES D. 10 - 10	
PINHO S. 10 - 12	10 - 12 PAPAPOPOULOU A.	
10 - 14 PAPAPOPOULOU A.	10 - 14 TROCHIDOU E.	
PINHO S. 12 - 14	10 - 16 MASTAKA E.	
12 - 16 TROCHIDOU E.	DELGADO J. 12 - 16	
12 - 18 MASTAKA E.	12 - 18 KEPESIDOU M.	
PINHO S. 14 - 18	MENDES D. 14 - 18	
14 - 20 MOURNOU E.	14 - 20 MASTAKA E.	
14 - 21 MOURNOU E.	GONCALVES S. 16 - 20	
MARQUES M. 16 - 21	PINHO S. 18 - 20	
16 - 22 MOURNOU E.	18 - 22 MASTAKA E.	
PINHO S. 18 - 22	GONCALVES S. 20 - 22	
18 - 23 PAPAPOPOULOU A.	20 - 24 TROCHIDOU E.	
GONCALVES S. 20 - 23	PINHO S. 22 - 24	
	GONCALVES S. 24 - 24	
	24 - 25 PAPAPOPOULOU A.	

### LEGEND

%	Efficiency	6mP	6 metre Penalty	DGK	Direct Goalkeeper Goal	DR	Disqualification with Report
Fld	Field Goal	G / S	Goals / Shots	INF	In-Flight Goal	Pts	Points
RC	Red Cards	SPC	Specialist Goal	SPN	Spin Goal	SUS	Suspension





SAT 9 SEP 2023  
Start Time 16:40  
Game Duration: 00:46

## Results

### CYP 2 vs 1 TUN (18-16) (14-18) 7-6

Referees: Antonio Daniel GUEDES OLIVEIRA (POR) Rui Filipe SIMOES DE ALMEIDA (POR)

#### CYP - Cyprus

No.	Name	Players				Shots						Punishments		
		Pts	G / S	%	Fld	SPC	INF	SPN	6mP	DGK	SUS	RC	DR	
1	TAKI Andria													
2	ELIA Malvina										1			
3	IOANNOU Vaso	1	1/1	100	1/1									
4	DIMITRIJEVIC Anđijela													
5	TSANGARI Rena	12	6/11	55			1/2	5/9						
6	KKAILA Georgia	4	2/2	100			1/1	1/1						
7	PAPA Magdalini	10	5/8	63		4/6	0/1	1/1						
8	VRACHIMI Elena													
9	ELLINA Lito	6	3/4	75			1/1	1/2	1/1					
10	MARSELLI Maria	6	3/5	60			0/1	3/4			1			
<b>Bench/Team</b>														
<b>Totals</b>		39	20/31	65	1/1	4/6	3/6	11/17	1/1		2			
No.	Name	S/S	%	F1	DG	SN	PS	SC	IN					

#### TUN - Tunisia

No.	Name	Players				Shots						Punishments		
		Pts	G / S	%	Fld	SPC	INF	SPN	6mP	DGK	SUS	RC	DR	
2	SALMI Amani	8	4/10	40		2/4		2/6						
3	MRAD Manel	4	2/6	33				1/4	1/2		1	1		
10	ROMDHAN Hanen	20	10/15	67		6/9		4/6						
12	AJMI Zayneb	4	2/6	33			0/1	2/5						
16	NAIRI Ghofrane													
18	BACHA Amira		0/1	0				0/1						
22	MORJENE Olfa													
79	BEN KHEDHER Nahed													
88	OUERFELLI Leila													
97	SASSI Saida	4	2/4	50				2/4						
<b>Bench/Team</b>														
<b>Totals</b>		40	20/42	48		8/13	0/1	11/26	1/2		1	1		
No.	Name	S/S	%	F1	DG	SN	PS	SC	IN					



SAT 9 SEP 2023  
Start Time 16:40  
Game Duration: 00:46

## Results

### RUNNING SCORE

#### CYP - TUN

1st Period	
0 - 2	SALMI A.
2 - 2	TSANGARI R.
4 - 2	PAPA M.
4 - 4	SALMI A.
6 - 4	TSANGARI R.
6 - 6	MRAD M.
8 - 6	TSANGARI R.
10 - 6	KKAILA G.
12 - 6	PAPA M.
12 - 8	ROMDHAN H.
12 - 10	MRAD M.
14 - 10	MARSELLI M.
14 - 12	SASSI S.
16 - 12	TSANGARI R.
16 - 14	ROMDHAN H.
18 - 14	ELLINA L.
18 - 16	ROMDHAN H.

2nd Period	
0 - 2	ROMDHAN H.
2 - 2	ELLINA L.
4 - 2	PAPA M.
4 - 4	SALMI A.
6 - 4	MARSELLI M.
6 - 6	AJMI Z.
8 - 6	PAPA M.
8 - 8	ROMDHAN H.
8 - 10	ROMDHAN H.
8 - 12	ROMDHAN H.
8 - 14	ROMDHAN H.
10 - 14	TSANGARI R.
10 - 16	ROMDHAN H.
12 - 16	ELLINA L.
12 - 18	ROMDHAN H.
14 - 18	TSANGARI R.

2 - 0	PAPA M.
2 - 2	SALMI A.
4 - 2	KKAILA G.
4 - 4	AJMI Z.
6 - 4	MARSELLI M.
7 - 4	IOANNOU V.
7 - 6	SASSI S.
Shoot-out	

### LEGEND

%	Efficiency	6mP	6 metre Penalty	DGK	Direct Goalkeeper Goal	DR	Disqualification with Report
Fld	Field Goal	G / S	Goals / Shots	INF	In-Flight Goal	Pts	Points
RC	Red Cards	SPC	Specialist Goal	SPN	Spin Goal	SUS	Suspension



SAT 9 SEP 2023  
Start Time 17:30  
Game Duration: 00:48

## Results

### CRO 1 vs 2 ITA (19-18) (17-23) 8-10

Referees: Nikoletta VELANI (GRE) Sevasti BRAMOU (GRE)

#### CRO - Croatia

Players		Shots									Punishments		
No.	Name	Pts	G / S	%	Fld	SPC	INF	SPN	6mP	DGK	SUS	RC	DR
4	ZUZIC Nela												
6	LESAC Lucia										1		
7	MIHOLIC Lara	18	9/13	69			3/3	5/9	1/1				
8	VOJNOVIC Nika	6	3/4	75			2/3	1/1					
9	KAPETANOVIC Leonarda	2	1/3	33		1/3							
11	BRDOVCAK Barbara	8	5/7	71	2/2			3/5					
15	BOSNJAK Mia										1		
17	HARAMINA Anja	8	4/5	80			1/1	3/4					
20	PERIC Valentina	2	1/2	50	0/1			1/1					
35	PERENCEVIC Vanja												
<b>Bench/Team</b>													
<b>Totals</b>		44	23/34	68	2/3	1/3	6/7	13/20	1/1		2		
No.	Name	S/S	%	F1	DG	SN	PS	SC	IN				

#### ITA - Italy

Players		Shots									Punishments		
No.	Name	Pts	G / S	%	Fld	SPC	INF	SPN	6mP	DGK	SUS	RC	DR
1	FERRARI Elisa												
2	BERTOLINO Nila												
3	TISATO Matilde												
4	DJIOGAP NOUMEDEM Carelle	2	1/1	100				1/1					
5	DALLA COSTA Ilaria	4	2/3	67		2/3							
6	STEFANELLI Irene	2	1/2	50		0/1		1/1					
7	KOBILICA Diana	15	8/11	73	1/1			7/10					
8	VEGNI Violetta	2	1/1	100				1/1			1		
9	LUCARINI Giovanna	20	10/12	83				7/9	3/3				
10	LAURETTI MATOS Cvrielle Paola	6	3/8	38				3/8					
<b>Bench/Team</b>													
<b>Totals</b>		51	26/38	68	1/1	2/4		20/30	3/3		1		
No.	Name	S/S	%	F1	DG	SN	PS	SC	IN				



SAT 9 SEP 2023  
Start Time 17:30  
Game Duration: 00:48

## Results

### RUNNING SCORE

#### CRO - ITA

1st Period	
MIHOLIC L.	2 - 0
2 - 2	DALLA COSTA I.
BRDOVCAK B.	3 - 2
3 - 4	KOBILICA D.
BRDOVCAK B.	5 - 4
MIHOLIC L.	7 - 4
7 - 6	LUCARINI G.
MIHOLIC L.	9 - 6
MIHOLIC L.	11 - 6
11 - 8	LUCARINI G.
MIHOLIC L.	13 - 8
13 - 10	KOBILICA D.
BRDOVCAK B.	15 - 10
15 - 12	DALLA COSTA I.
MIHOLIC L.	17 - 12
17 - 14	LAURETTI MATOS
17 - 16	LUCARINI G.
HARAMINA A.	19 - 16
19 - 18	LAURETTI MATOS

2nd Period	
KAPETANOVIC L.	2 - 0
2 - 2	LUCARINI G.
HARAMINA A.	4 - 2
4 - 4	LUCARINI G.
BRDOVCAK B.	5 - 4
5 - 6	STEFANELLI I.
HARAMINA A.	7 - 6
7 - 8	KOBILICA D.
7 - 10	KOBILICA D.
7 - 12	LUCARINI G.
7 - 14	KOBILICA D.
VOJNOVIC N.	9 - 14
9 - 16	LUCARINI G.
9 - 18	LUCARINI G.
MIHOLIC L.	11 - 18
11 - 20	KOBILICA D.
VOJNOVIC N.	13 - 20
13 - 22	LUCARINI G.
BRDOVCAK B.	15 - 22
MIHOLIC L.	17 - 22
17 - 23	KOBILICA D.

HARAMINA A.	2 - 0
2 - 2	KOBILICA D.
MIHOLIC L.	4 - 2
4 - 4	LUCARINI G.
PERIC V.	6 - 4
6 - 6	LAURETTI MATOS
VOJNOVIC N.	8 - 6
8 - 8	VEGNI V.
8 - 10	DJIOGAP NOUMEDE
Shoot-out	

### LEGEND

%	Efficiency	6mP	6 metre Penalty	DGK	Direct Goalkeeper Goal	DR	Disqualification with Report
Fld	Field Goal	G / S	Goals / Shots	INF	In-Flight Goal	Pts	Points
RC	Red Cards	SPC	Specialist Goal	SPN	Spin Goal	SUS	Suspension



SUN 10 SEP 2023  
Start Time 10:50  
Game Duration: 00:51

## Results

### GRE 2 vs 1 ITA (12-20) (14-12) 10-8

Referees: Antonio Daniel GUEDES OLIVEIRA (POR) Rui Filipe SIMOES DE ALMEIDA (POR)

#### GRE - Greece

Players		Pts	Shots								Punishments		
No.	Name		G / S	%	Fld	SPC	INF	SPN	6mP	DGK	SUS	RC	DR
1	KEPESIDOU Magdalini		0/1	0						0/1			
3	POIMENIDOU Eleni										1		
4	PAPADOPOULOU Agni	6	3/9	33	0/2			3/7					
5	KALOIDI Anna Polyxeni										1	1	
11	MOURNOU Eleni	4	2/3	67				2/3			1		
12	NIKOLAOU Melpomeni	2	1/1	100				1/1					
15	TROCHIDOU Eleftheria-Aikaterin	8	4/9	44		3/6	0/1	1/2					
19	KOUKMISI Magdalini												
20	KEPESIDOU Nikolina	8	4/4	100				1/1	3/3				
88	MASTAKA Elisavet	8	4/7	57				3/5	1/2				
<b>Bench/Team</b>													
<b>Totals</b>		36	18/34	53	0/2	3/6	3/6	9/16	3/3	0/1	3	1	
No.	Name	S/S	%	F1	DG	SN	PS	SC	IN				

#### ITA - Italy

Players		Pts	Shots								Punishments		
No.	Name		G / S	%	Fld	SPC	INF	SPN	6mP	DGK	SUS	RC	DR
1	FERRARI Elisa												
2	BERTOLINO Nila												
3	TISATO Matilde	2	1/1	100				1/1					
4	DJIOGAP NOUMEDEM Carelle	2	1/1	100				1/1					
5	DALLA COSTA Ilaria	8	4/6	67		4/6							
6	STEFANELLI Irene		0/2	0		0/1	0/1						
7	KOBILICA Diana	18	9/11	82				9/11					
8	VEGNI Violetta	2	1/2	50				1/1	0/1				
9	LUCARINI Giovanna	8	4/9	44				4/8	0/1				
10	LAURETTI MATOS Cyrielle Paola		0/1	0				0/1					
<b>Bench/Team</b>													
<b>Totals</b>		40	20/33	61		4/7	1/2	15/23	0/1				
No.	Name	S/S	%	F1	DG	SN	PS	SC	IN				



SUN 10 SEP 2023  
Start Time 10:50  
Game Duration: 00:51

### Results

#### RUNNING SCORE

##### GRE - ITA

1st Period	
0 - 2	DALLA COSTA I.
0 - 4	VEGNI V.
2 - 4	MASTAKA E.
2 - 6	KOBILICA D.
2 - 8	KOBILICA D.
4 - 8	TROCHIDOU E.
6 - 8	KEPESIDOU N.
6 - 10	LUCARINI G.
8 - 10	KEPESIDOU N.
10 - 10	PAPADOPOULOU A.
10 - 12	KOBILICA D.
10 - 14	KOBILICA D.
10 - 16	DALLA COSTA I.
10 - 18	DALLA COSTA I.
10 - 20	KOBILICA D.
12 - 20	PAPADOPOULOU A.

2nd Period	
2 - 0	PAPADOPOULOU A.
4 - 0	MASTAKA E.
4 - 2	KOBILICA D.
6 - 2	MASTAKA E.
6 - 4	KOBILICA D.
6 - 6	DALLA COSTA I.
8 - 6	KEPESIDOU N.
8 - 8	LUCARINI G.
8 - 10	KOBILICA D.
10 - 10	TROCHIDOU E.
12 - 10	MASTAKA E.
14 - 10	TROCHIDOU E.
14 - 12	LUCARINI G.

0 - 2	KOBILICA D.
2 - 2	MOURNOU E.
2 - 4	LUCARINI G.
4 - 4	TROCHIDOU E.
4 - 6	DJIOGAP NOUMEDE
6 - 6	KEPESIDOU N.
6 - 8	TISATO M.
8 - 8	NIKOLAOU M.
10 - 8	MOURNOU E.
Shoot-out	

#### LEGEND

%	Efficiency	6mP	6 metre Penalty	DGK	Direct Goalkeeper Goal	DR	Disqualification with Report
Fld	Field Goal	G / S	Goals / Shots	INF	In-Flight Goal	Pts	Points
RC	Red Cards	SPC	Specialist Goal	SPN	Spin Goal	SUS	Suspension



SUN 10 SEP 2023  
Start Time 10:50  
Game Duration: 00:33

## Results

### TUN 0 vs 2 CRO (13-20) (16-20)

Referees: Sergio MARTINEZ MIRON (ESP) Victor ROLLAN MARTIN (ESP)

#### TUN - Tunisia

Players		Shots									Punishments		
No.	Name	Pts	G / S	%	Fld	SPC	INF	SPN	6mP	DGK	SUS	RC	DR
2	SALMI Amani	8	4/8	50		0/1	2/3	2/4					
3	MRAD Manel	6	3/5	60				2/3	1/2				
10	ROMDHAN Hanen	11	6/10	60	1/1		1/1	4/8					
12	AJMI Zayneb												
16	NAIRI Ghofrane												
18	BACHA Amira												
22	MORJENE Oifa												
79	BEN KHEDHER Nahed												
88	OUEFFELLI Leila												
97	SASSI Saida	4	2/9	22			1/1	1/8					
<b>Bench/Team</b>													
<b>Totals</b>		29	15/32	47	1/1	0/1	4/5	9/23	1/2				
No.	Name	S/S	%	F1	DG	SN	PS	SC	IN				

#### CRO - Croatia

Players		Shots									Punishments		
No.	Name	Pts	G / S	%	Fld	SPC	INF	SPN	6mP	DGK	SUS	RC	DR
4	ZUZIC Nela												
6	LESAC Lucia												
7	MIHOLIC Lara	4	2/6	33		1/2	1/1	0/3					
8	VOJNOVIC Nika	12	6/7	86			4/4	2/3					
9	KAPETANOVIC Leonarda	2	1/2	50		1/2							
11	BRDOVCAK Barbara	16	8/8	100				7/7	1/1				
15	BOSNJAK Mia												
17	HARAMINA Anja	6	3/3	100				3/3					
20	PERIC Valentina		0/1	0				0/1					
35	PERENCEVIC Vania												
<b>Bench/Team</b>													
<b>Totals</b>		40	20/27	74		2/4	5/5	12/17	1/1				
No.	Name	S/S	%	F1	DG	SN	PS	SC	IN				



SUN 10 SEP 2023  
Start Time 10:50  
Game Duration: 00:33

## Results

### RUNNING SCORE

#### TUN - CRO

1st Period	
0 - 2	VOJNOVIC N.
1 - 2	ROMDHAN H.
1 - 4	BRDOVCAK B.
1 - 6	VOJNOVIC N.
1 - 8	HARAMINA A.
3 - 8	ROMDHAN H.
3 - 10	HARAMINA A.
5 - 10	MRAD M.
7 - 10	ROMDHAN H.
9 - 10	SASSI S.
9 - 12	HARAMINA A.
11 - 12	MRAD M.
11 - 14	BRDOVCAK B.
11 - 16	VOJNOVIC N.
11 - 18	VOJNOVIC N.
11 - 20	BRDOVCAK B.
13 - 20	ROMDHAN H.

2nd Period	
2 - 0	ROMDHAN H.
2 - 2	BRDOVCAK B.
2 - 4	BRDOVCAK B.
2 - 6	BRDOVCAK B.
2 - 8	MIHOLIC L.
4 - 8	ROMDHAN H.
4 - 10	KAPETANOVIC L.
6 - 10	SALMI A.
8 - 10	SALMI A.
10 - 10	SALMI A.
10 - 12	VOJNOVIC N.
10 - 14	BRDOVCAK B.
12 - 14	SASSI S.
12 - 16	VOJNOVIC N.
12 - 18	MIHOLIC L.
12 - 20	BRDOVCAK B.
14 - 20	SALMI A.
16 - 20	MRAD M.

### LEGEND

%	Efficiency	6mP	6 metre Penalty	DGK	Direct Goalkeeper Goal	DR	Disqualification with Report
Fld	Field Goal	G / S	Goals / Shots	INF	In-Flight Goal	Pts	Points
RC	Red Cards	SPC	Specialist Goal	SPN	Spin Goal	SUS	Suspension





SUN 10 SEP 2023  
Start Time 11:40  
Game Duration: 00:40

## Results

### ESP 2 vs 0 CYP (22-14) (17-14)

Referees: Hicham MOGHALLI (MAR) Samir DKAKI (MAR)

#### ESP - Spain

No.	Name	Pts	Shots							Punishments				
			G / S	%	Fld	SPC	INF	SPN	6mP	DGK	SUS	RC	DR	
2	CAMARA HERAS Monica	6	3/5	60				2/4	1/1					
3	BATISTA PORTERO Maria Asuncion	15	8/11	73	1/1			5/6	1/3	1/1				
6	PRAT RIERA Remei													
11	SEMPERE AGULLO Miriam													
13	HERNANDEZ TORRICO Sara	2	1/2	50		1/2								
17	DIAZ GONZALEZ Alba	6	3/8	38				1/2	2/5	0/1				
21	QUILES VERA Paula													
25	GONZALEZ POUDEREUX Violeta													
29	DIAZ COPPENS Malena	10	5/7	71					5/7					
77	SANCHEZ FLORENT													
<b>Bench/Team</b>														
<b>Totals</b>		39	20/33	61	1/1	1/2		8/12	9/16	1/2			1	
No.	Name	S/S	%	F1	DG	SN	PS	SC	IN					

#### CYP - Cyprus

No.	Name	Pts	Shots							Punishments				
			G / S	%	Fld	SPC	INF	SPN	6mP	DGK	SUS	RC	DR	
1	TAKI Andria		0/1	0							0/1			
2	ELIA Malvina											1		
3	IOANNOU Vaso		0/1	0		0/1								
4	DIMITRIJEVIC Andjela													
5	TSANGARI Rena	10	5/9	56					5/9					
6	KKAILA Georgia	4	2/3	67					2/3					
7	PAPA Magdalini	4	2/7	29		1/4	1/2	0/1						
8	VRACHIMI Elena													
9	ELLINA Lito	6	3/5	60			2/2	0/1	1/2					
10	MARSELLI Maria	4	2/4	50		0/1	1/1	1/2						
<b>Bench/Team</b>														
<b>Totals</b>		28	14/30	47		1/6	4/5	8/16	1/2	0/1	1			
No.	Name	S/S	%	F1	DG	SN	PS	SC	IN					



SUN 10 SEP 2023  
Start Time 11:40  
Game Duration: 00:40

## Results

### RUNNING SCORE

#### ESP - CYP

1st Period		2nd Period	
DIAZ GONZALEZ A	2 - 0	0 - 2	ELLINA L.
	2 - 2	2 - 2	CAMARA HERAS M.
BATISTA PORTERO	4 - 2	2 - 4	ELLINA L.
BATISTA PORTERO	6 - 2	2 - 6	TSANGARI R.
	6 - 4	4 - 6	HERNANDEZ TORRI
DIAZ GONZALEZ A	8 - 4	4 - 8	MARSELLI M.
	8 - 6	6 - 8	CAMARA HERAS M.
DIAZ COPPENS M.	10 - 6	8 - 8	BATISTA PORTERO
BATISTA PORTERO	12 - 6	8 - 10	PAPA M.
DIAZ COPPENS M.	14 - 6	10 - 10	BATISTA PORTERO
	14 - 8	12 - 10	DIAZ COPPENS M.
DIAZ COPPENS M.	16 - 8	12 - 12	TSANGARI R.
DIAZ GONZALEZ A	18 - 8	14 - 12	BATISTA PORTERO
DIAZ COPPENS M.	20 - 8	16 - 12	BATISTA PORTERO
	20 - 10	17 - 12	BATISTA PORTERO
	20 - 12	17 - 14	KKAILA G.
	20 - 14		
CAMARA HERAS M.	22 - 14		

### LEGEND

%	Efficiency	6mP	6 metre Penalty	DGK	Direct Goalkeeper Goal	DR	Disqualification with Report
Fld	Field Goal	G / S	Goals / Shots	INF	In-Flight Goal	Pts	Points
RC	Red Cards	SPC	Specialist Goal	SPN	Spin Goal	SUS	Suspension



SUN 10 SEP 2023  
Start Time 17:50  
Game Duration: 00:33

## Results

### ITA 0 vs 2 POR (20-30) (18-19)

Referees: Dario RUPCIC (CRO) Ivica BOTINCAN (CRO)

#### ITA - Italy

Players		Shots									Punishments		
No.	Name	Pts	G / S	%	Fld	SPC	INF	SPN	6mP	DGK	SUS	RC	DR
1	FERRARI Elisa												
2	BERTOLINO Nila	2	1/1	100				1/1					
3	TISATO Matilde												
4	DJIOGAP NOUMEDEM Carelle	8	4/6	67				4/6					
5	DALLA COSTA Ilaria	6	3/5	60		3/5							
6	STEFANELLI Irene		0/1	0				0/1					
7	KOBILICA Diana	18	9/11	82			5/5	4/6			1		
8	VEGNI Violetta												
9	LUCARINI Giovanna	4	2/4	50			0/1	2/3					
10	LAURETTI MATOS Cyrielle Paola												
<b>Bench/Team</b>													
<b>Totals</b>		38	19/28	68		3/5	5/6	11/17			1		
No.	Name	S/S	%	F1	DG	SN	PS	SC	IN				

#### POR - Portugal

Players		Shots									Punishments		
No.	Name	Pts	G / S	%	Fld	SPC	INF	SPN	6mP	DGK	SUS	RC	DR
2	GONCALVES Sofia	18	9/13	69			1/3	8/10					
5	DELGADO Joana	2	1/2	50				1/2			1		
6	CORRO Helena										1		
7	MENDES Daniela	10	5/6	83		5/6							
9	MARQUES Maria												
10	OLIVEIRA Catarina												
11	REGO Sofia												
12	PINHO Sara	19	10/13	77	1/1			8/11	1/1				
14	TEIXEIRA Catarina												
20	ANTUNES Maria												
<b>Bench/Team</b>													
<b>Totals</b>		49	25/34	74	1/1	5/6	1/3	17/23	1/1		2		
No.	Name	S/S	%	F1	DG	SN	PS	SC	IN				



SUN 10 SEP 2023  
Start Time 17:50  
Game Duration: 00:33

## Results

### RUNNING SCORE

1st Period		2nd Period	
DALLA COSTA I.	2 - 0	DALLA COSTA I.	2 - 0
KOBILICA D.	4 - 0		2 - 2 PINHO S.
	4 - 2 MENDES D.	KOBILICA D.	4 - 2
BERTOLINO N.	6 - 2		4 - 4 GONCALVES S.
	6 - 4 MENDES D.		4 - 6 GONCALVES S.
	6 - 6 PINHO S.	DJIOGAP NOUMEDE	6 - 6
KOBILICA D.	8 - 6		6 - 8 GONCALVES S.
	8 - 8 MENDES D.	KOBILICA D.	8 - 8
KOBILICA D.	10 - 8	DJIOGAP NOUMEDE	10 - 8
	10 - 10 PINHO S.		10 - 10 PINHO S.
KOBILICA D.	12 - 10	DJIOGAP NOUMEDE	12 - 10
	12 - 12 GONCALVES S.		12 - 12 GONCALVES S.
	12 - 14 PINHO S.	KOBILICA D.	14 - 12
	12 - 16 MENDES D.		14 - 14 GONCALVES S.
DJIOGAP NOUMEDE	14 - 16		14 - 16 PINHO S.
	14 - 18 PINHO S.	LUCARINI G.	16 - 16
KOBILICA D.	16 - 18	KOBILICA D.	18 - 16
	16 - 20 MENDES D.		18 - 18 PINHO S.
	16 - 22 GONCALVES S.		18 - 19 PINHO S.
	16 - 24 GONCALVES S.		
LUCARINI G.	18 - 24		
	18 - 26 PINHO S.		
	18 - 28 DELGADO J.		
	18 - 30 GONCALVES S.		
DALLA COSTA I.	20 - 30		

### LEGEND

%	Efficiency	6mP	6 metre Penalty	DGK	Direct Goalkeeper Goal	DR	Disqualification with Report
Fld	Field Goal	G / S	Goals / Shots	INF	In-Flight Goal	Pts	Points
RC	Red Cards	SPC	Specialist Goal	SPN	Spin Goal	SUS	Suspension



SUN 10 SEP 2023  
Start Time 17:50  
Game Duration: 00:32

## Results

### CRO 0 vs 2 ESP (16-24) (12-18)

Referees: Nikoletta VELANI (GRE) Sevasti BRAMOU (GRE)

#### CRO - Croatia

Players		Shots									Punishments		
No.	Name	Pts	G / S	%	Fld	SPC	INF	SPN	6mP	DGK	SUS	RC	DR
4	ZUZIC Nela												
6	LESAC Lucia										1		
7	MIHOLIC Lara	10	5/8	63		1/1	3/4	1/3					
8	VOJNOVIC Nika	4	2/6	33			0/3	2/3					
9	KAPETANOVIC Leonarda	2	1/1	100		1/1							
11	BRDOVCAK Barbara	6	3/3	100				2/2	1/1				
15	BOSNJAK Mia												
17	HARAMINA Anja	6	3/5	60			1/2	2/3					
20	PERIC Valentina		0/2	0				0/2					
35	PERENCEVIC Vanja												
<b>Bench/Team</b>													
<b>Totals</b>		28	14/25	56		2/2	4/9	7/13	1/1		1		
No.	Name	S/S	%	F1	DG	SN	PS	SC	IN				

#### ESP - Spain

Players		Shots									Punishments		
No.	Name	Pts	G / S	%	Fld	SPC	INF	SPN	6mP	DGK	SUS	RC	DR
2	CAMARA HERAS Monica	2	1/4	25			1/3	0/1					
3	BATISTA PORTERO Maria Asuncion	6	3/5	60			0/2	1/1	2/2				
6	PRAT RIERA Remei												
11	SEMPERE AGULLO Miriam												
13	HERNANDEZ TORRICO Sara	8	4/6	67		3/5		1/1					
17	DIAZ GONZALEZ Alba	24	12/14	86				11/13	1/1				
21	QUILES VERA Paula												
25	GONZALEZ POWDEREUX Violeta												
29	DIAZ COPPENS Malena	2	1/3	33				1/3					
77	SANCHEZ FLORENT												
<b>Bench/Team</b>													
<b>Totals</b>		42	21/32	66		3/5	1/5	14/19	3/3				
No.	Name	S/S	%	F1	DG	SN	PS	SC	IN				



SUN 10 SEP 2023  
Start Time 17:50  
Game Duration: 00:32

## Results

### RUNNING SCORE

#### CRO - ESP

1st Period		2nd Period	
0 - 2	DIAZ GONZALEZ A	0 - 2	HERNANDEZ TORRI
MIHOLIC L. 2 - 2		HARAMINA A. 2 - 2	
2 - 4	CAMARA HERAS M.	2 - 4	DIAZ GONZALEZ A
2 - 6	DIAZ COPPENS M.	2 - 6	BATISTA PORTERO
MIHOLIC L. 4 - 6		BRDOVCAK B. 4 - 6	
4 - 8	DIAZ GONZALEZ A	4 - 8	HERNANDEZ TORRI
BRDOVCAK B. 6 - 8		MIHOLIC L. 6 - 8	
6 - 10	DIAZ GONZALEZ A	6 - 10	DIAZ GONZALEZ A
MIHOLIC L. 8 - 10		6 - 12	HERNANDEZ TORRI
MIHOLIC L. 10 - 10		HARAMINA A. 8 - 12	
10 - 12	BATISTA PORTERO	8 - 14	DIAZ GONZALEZ A
10 - 14	DIAZ GONZALEZ A	BRDOVCAK B. 10 - 14	
10 - 16	DIAZ GONZALEZ A	10 - 16	HERNANDEZ TORRI
10 - 18	DIAZ GONZALEZ A	VOJNOVIC N. 12 - 16	
VOJNOVIC N. 12 - 18		12 - 18	BATISTA PORTERO
12 - 20	DIAZ GONZALEZ A		
KAPETANOVIC L. 14 - 20			
14 - 22	DIAZ GONZALEZ A		
14 - 24	DIAZ GONZALEZ A		
HARAMINA A. 16 - 24			

### LEGEND

%	Efficiency	6mP	6 metre Penalty	DGK	Direct Goalkeeper Goal	DR	Disqualification with Report
Fld	Field Goal	G / S	Goals / Shots	INF	In-Flight Goal	Pts	Points
RC	Red Cards	SPC	Specialist Goal	SPN	Spin Goal	SUS	Suspension



SUN 10 SEP 2023  
Start Time 18:40  
Game Duration: 00:31

## Results

### GRE 2 vs 0 TUN (22-16) (20-10)

Referees: Stefano PIPITONE (ITA) Marilisa SARDISCO (ITA)

#### GRE - Greece

Players		Shots									Punishments		
No.	Name	Pts	G / S	%	Fld	SPC	INF	SPN	6mP	DGK	SUS	RC	DR
1	KEPESIDOU Magdalini	4	2/2	100				1/1		1/1			
3	POIMENIDOU Eleni												
4	PAPADOPOULOU Agni	4	2/5	40			0/1	2/4					
5	KALOIDI Anna Polyxeni												
11	MOURNOU Eleni	12	6/7	86				6/7					
12	NIKOLAOU Melpomeni		0/1	0				0/1					
15	TROCHIDOU Eleftheria-Aikaterin	10	5/5	100		5/5							
19	KOUKMISI Magdalini												
20	KEPESIDOU Nikolina	2	1/1	100					1/1				
88	MASTAKA Elisavet	10	5/6	83			5/6						
<b>Bench/Team</b>													
<b>Totals</b>		42	21/27	78		5/5	5/7	9/13	1/1	1/1			
No.	Name	S/S	%	F1	DG	SN	PS	SC	IN				

#### TUN - Tunisia

Players		Shots									Punishments		
No.	Name	Pts	G / S	%	Fld	SPC	INF	SPN	6mP	DGK	SUS	RC	DR
2	SALMI Amani	18	9/13	69		2/4	4/4	1/3	2/2				
3	MRAD Manel	4	2/6	33				2/6					
10	ROMDHAN Hanen	2	1/3	33		0/1		1/2					
12	AJMI Zayneb		0/1	0				0/1					
16	NAIRI Ghofrane												
18	BACHA Amira												
22	MORJENE Olfa												
79	BEN KHEDHER Nahed												
88	OUERFELLI Leila												
97	SASSI Saida	2	1/3	33			0/1	1/2					
<b>Bench/Team</b>													
<b>Totals</b>		26	13/26	50		2/5	4/5	5/14	2/2				
No.	Name	S/S	%	F1	DG	SN	PS	SC	IN				



SUN 10 SEP 2023  
Start Time 18:40  
Game Duration: 00:31

## Results

### RUNNING SCORE

#### GRE - TUN

1st Period	2nd Period
TROCHIDOU E. <b>2 - 0</b>	<b>0 - 2</b> SALMI A.
MASTAKA E. <b>4 - 0</b>	MOURNOU E. <b>2 - 2</b>
MASTAKA E. <b>6 - 0</b>	TROCHIDOU E. <b>4 - 2</b>
KEPESIDOU N. <b>8 - 0</b>	<b>4 - 4</b> SASSI S.
<b>8 - 2</b> ROMDHAN H.	MASTAKA E. <b>6 - 4</b>
KEPESIDOU M. <b>10 - 2</b>	<b>6 - 6</b> SALMI A.
TROCHIDOU E. <b>12 - 2</b>	TROCHIDOU E. <b>8 - 6</b>
<b>12 - 4</b> SALMI A.	PAPADOPOULOU A. <b>10 - 6</b>
MOURNOU E. <b>14 - 4</b>	MOURNOU E. <b>12 - 6</b>
MASTAKA E. <b>16 - 4</b>	TROCHIDOU E. <b>14 - 6</b>
<b>16 - 6</b> SALMI A.	MOURNOU E. <b>16 - 6</b>
<b>16 - 8</b> MRAD M.	MASTAKA E. <b>18 - 6</b>
PAPADOPOULOU A. <b>18 - 8</b>	<b>18 - 8</b> SALMI A.
<b>18 - 10</b> SALMI A.	KEPESIDOU M. <b>20 - 8</b>
<b>18 - 12</b> SALMI A.	<b>20 - 10</b> SALMI A.
MOURNOU E. <b>20 - 12</b>	
<b>20 - 14</b> MRAD M.	
MOURNOU E. <b>22 - 14</b>	
<b>22 - 16</b> SALMI A.	

### LEGEND

%	Efficiency	6mP	6 metre Penalty	DGK	Direct Goalkeeper Goal	DR	Disqualification with Report
Fld	Field Goal	G / S	Goals / Shots	INF	In-Flight Goal	Pts	Points
RC	Red Cards	SPC	Specialist Goal	SPN	Spin Goal	SUS	Suspension





MON 11 SEP 2023  
Start Time 10:00  
Game Duration: 00:50

## Results

### TUN 0 vs 2 POR (24-31) (14-30)

Referees: Sergio MARTINEZ MIRON (ESP) Victor ROLLAN MARTIN (ESP)

#### TUN - Tunisia

Players		Shots									Punishments		
No.	Name	Pts	G / S	%	Fld	SPC	INF	SPN	6mP	DGK	SUS	RC	DR
2	SALMI Amani	12	6/8	75				1/3	5/5		1		
3	MRAD Manel												
10	ROMDHAN Hanen	6	3/5	60			1/1	2/4					
12	AJMI Zayneb												
16	NAIRI Ghofrane												
18	BACHA Amira	12	6/11	55		6/11							
22	MORJENE Oifa												
79	BEN KHEDHER Nahed		0/1	0				0/1			1		
88	OUEFFELLI Leila												
97	SASSI Saida	8	4/8	50				4/8			1		
<b>Bench/Team</b>													
<b>Totals</b>		38	19/33	58		6/11	1/1	7/16	5/5		3		
No.	Name	S/S	%	F1	DG	SN	PS	SC	IN				

#### POR - Portugal

Players		Shots									Punishments		
No.	Name	Pts	G / S	%	Fld	SPC	INF	SPN	6mP	DGK	SUS	RC	DR
2	GONCALVES Sofia	12	6/8	75			2/2	4/6					
5	DELGADO Joana	7	4/5	80	1/1		2/3	1/1					
6	CORRO Helena										1		
7	MENDES Daniela	8	4/4	100		4/4							
9	MARQUES Maria	8	4/4	100				4/4					
10	OLIVEIRA Catarina												
11	REGO Sofia												
12	PINHO Sara	26	13/14	93				10/10	3/4				
14	TEIXEIRA Catarina												
20	ANTUNES Maria		0/1	0						0/1			
<b>Bench/Team</b>													
<b>Totals</b>		61	31/36	86	1/1	4/4	4/5	19/21	3/4	0/1	1		
No.	Name	S/S	%	F1	DG	SN	PS	SC	IN				



MON 11 SEP 2023  
Start Time 10:00  
Game Duration: 00:50

## Results

### RUNNING SCORE

	1st Period
ROMDHAN H.	2 - 0
	2 - 2 PINHO S.
	2 - 4 GONCALVES S.
SALMI A.	4 - 4
	4 - 6 PINHO S.
	4 - 8 GONCALVES S.
BACHA A.	6 - 8
	6 - 10 MARQUES M.
SASSI S.	8 - 10
	8 - 12 PINHO S.
SASSI S.	10 - 12
	10 - 14 MENDES D.
	10 - 16 PINHO S.
	10 - 18 PINHO S.
BACHA A.	12 - 18
	12 - 20 PINHO S.
	12 - 22 DELGADO J.
	12 - 24 MENDES D.
BACHA A.	14 - 24
SALMI A.	16 - 24
SALMI A.	18 - 24
	18 - 26 PINHO S.
SASSI S.	20 - 26
	20 - 28 PINHO S.
ROMDHAN H.	22 - 28
	22 - 29 DELGADO J.
BACHA A.	24 - 29
	24 - 31 DELGADO J.

	2nd Period
	0 - 2 PINHO S.
	0 - 4 PINHO S.
	0 - 6 PINHO S.
	0 - 8 GONCALVES S.
SALMI A.	2 - 8
	2 - 10 MARQUES M.
SALMI A.	4 - 10
	4 - 12 MENDES D.
	4 - 14 MARQUES M.
ROMDHAN H.	6 - 14
	6 - 16 PINHO S.
SALMI A.	8 - 16
	8 - 18 MENDES D.
BACHA A.	10 - 18
	10 - 20 PINHO S.
	10 - 22 GONCALVES S.
	10 - 24 MARQUES M.
SASSI S.	12 - 24
	12 - 26 GONCALVES S.
BACHA A.	14 - 26
	14 - 28 GONCALVES S.
	14 - 30 DELGADO J.

### LEGEND

%	Efficiency	6mP	6 metre Penalty	DGK	Direct Goalkeeper Goal	DR	Disqualification with Report
Fld	Field Goal	G / S	Goals / Shots	INF	In-Flight Goal	Pts	Points
RC	Red Cards	SPC	Specialist Goal	SPN	Spin Goal	SUS	Suspension



MON 11 SEP 2023  
Start Time 10:50  
Game Duration: 00:53

## Results

### ESP 2 vs 1 GRE (18-19) (17-14) 5-4

Referees: Dario RUPCIC (CRO) Ivica BOTINCAN (CRO)

#### ESP - Spain

Players		Shots									Punishments		
No.	Name	Pts	G / S	%	Fld	SPC	INF	SPN	6mP	DGK	SUS	RC	DR
2	CAMARA HERAS Monica	2	1/4	25			0/1	1/3					
3	BATISTA PORTERO Maria Asuncion	16	8/9	89			0/1	6/6	2/2		1		
6	PRAT RIERA Remei												
11	SEMPERE AGULLO Miriam												
13	HERNANDEZ TORRICO Sara	7	4/5	80	1/1	3/4							
17	DIAZ GONZALEZ Alba	7	4/9	44	1/1			3/8					
21	QUILES VERA Paula												
25	GONZALEZ POUDEUREUX Violeta												
29	DIAZ COPPENS Malena	8	4/7	57				4/7					
77	SANCHEZ FLORENT												
<b>Bench/Team</b>													
<b>Totals</b>		40	21/34	62	2/2	3/4	0/2	14/24	2/2		1		
No.	Name	S/S	%	F1	DG	SN	PS	SC	IN				

#### GRE - Greece

Players		Shots									Punishments		
No.	Name	Pts	G / S	%	Fld	SPC	INF	SPN	6mP	DGK	SUS	RC	DR
1	KEPESIDOU Magdalini										1		
3	POIMENIDOU Eleni												
4	PAPADOPOULOU Agni	4	2/5	40				2/5					
5	KALOIDI Anna Polyxeni		0/1	0				0/1					
11	MOURNOU Eleni	5	3/6	50	1/1			2/5					
12	NIKOLAOU Melpomeni										1		
15	TROCHIDOU Eleftheria-Aikaterin	10	5/7	71		5/7							
19	KOUKMISI Magdalini		0/2	0				0/2					
20	KEPESIDOU Nikolina	12	6/6	100				1/1	5/5				
88	MASTAKA Elisavet	6	3/6	50			2/3	1/3					
<b>Bench/Team</b>													
<b>Totals</b>		37	19/33	58	1/1	5/7	2/3	6/17	5/5		2		
No.	Name	S/S	%	F1	DG	SN	PS	SC	IN				



MON 11 SEP 2023  
Start Time 10:50  
Game Duration: 00:53

## Results

### RUNNING SCORE

#### ESP - GRE

1st Period		2nd Period			
BATISTA PORTERO	<u>2 - 0</u>	DIAZ GONZALEZ A	<u>2 - 0</u>	BATISTA PORTERO	<u>2 - 0</u>
	2 - 2 KEPESIDOU N.		2 - 2 MASTAKA E.		<u>2 - 2</u> KEPESIDOU N.
	2 - 4 TROCHIDOU E.	DIAZ COPPENS M.	<u>4 - 2</u>	CAMARA HERAS M.	<u>4 - 2</u>
	2 - 6 MASTAKA E.	BATISTA PORTERO	<u>6 - 2</u>	HERNANDEZ TORRI	<u>5 - 2</u>
BATISTA PORTERO	<u>4 - 6</u>	BATISTA PORTERO	<u>8 - 2</u>		<u>5 - 4</u> KEPESIDOU N.
	4 - 8 KEPESIDOU N.		8 - 4 PAPADOPOULOU A.		Shoot-out
DIAZ COPPENS M.	<u>6 - 8</u>		8 - 6 TROCHIDOU E.		
	6 - 10 MASTAKA E.	BATISTA PORTERO	<u>10 - 6</u>		
BATISTA PORTERO	<u>8 - 10</u>		10 - 8 TROCHIDOU E.		
HERNANDEZ TORRI	<u>10 - 10</u>		10 - 10 TROCHIDOU E.		
DIAZ GONZALEZ A	<u>12 - 10</u>	DIAZ COPPENS M.	<u>12 - 10</u>		
	12 - 12 KEPESIDOU N.		12 - 12 PAPADOPOULOU A.		
HERNANDEZ TORRI	<u>14 - 12</u>	BATISTA PORTERO	<u>14 - 12</u>		
	14 - 14 MOURNOU E.	DIAZ GONZALEZ A	<u>16 - 12</u>		
	14 - 16 KEPESIDOU N.		16 - 14 TROCHIDOU E.		
HERNANDEZ TORRI	<u>16 - 16</u>	DIAZ GONZALEZ A	<u>17 - 14</u>		
	16 - 18 MOURNOU E.				
DIAZ COPPENS M.	<u>18 - 18</u>				
	18 - 19 MOURNOU E.				

### LEGEND

%	Efficiency	<b>6mP</b>	6 metre Penalty	<b>DGK</b>	Direct Goalkeeper Goal	<b>DR</b>	Disqualification with Report
<b>Fld</b>	Field Goal	<b>G / S</b>	Goals / Shots	<b>INF</b>	In-Flight Goal	<b>Pts</b>	Points
<b>RC</b>	Red Cards	<b>SPC</b>	Specialist Goal	<b>SPN</b>	Spin Goal	<b>SUS</b>	Suspension



MON 11 SEP 2023  
Start Time 11:40  
Game Duration: 00:39

## Results

### CYP 0 vs 2 CRO (14-16) (18-20)

Referees: Antonio Daniel GUEDES OLIVEIRA (POR) Rui Filipe SIMOES DE ALMEIDA (POR)

#### CYP - Cyprus

No.	Name	Players				Shots						Punishments		
		Pts	G / S	%	Fld	SPC	INF	SPN	6mP	DGK	SUS	RC	DR	
1	TAKI Andria													
2	ELIA Malvina													
3	IOANNOU Vaso	2	1/1	100		1/1								
4	DIMITRIJEVIC Anđela										1	1		
5	TSANGARI Rena	10	5/5	100				5/5						
6	KKAILA Georgia	2	1/3	33				1/3						
7	PAPA Magdalini	6	3/5	60		1/1	1/1	1/3						
8	VRACHIMI Elena										1			
9	ELLINA Lito	10	5/5	100			1/1		4/4					
10	MARSELLI Maria	2	1/2	50				1/2						
<b>Bench/Team</b>														
<b>Totals</b>		32	16/21	76		2/2	2/2	8/13	4/4		2	1		
No.	Name	S/S	%	F1	DG	SN	PS	SC	IN					

#### CRO - Croatia

No.	Name	Players				Shots						Punishments		
		Pts	G / S	%	Fld	SPC	INF	SPN	6mP	DGK	SUS	RC	DR	
4	ZUZIC Nela													
6	LESAC Lucia													
7	MIHOLIC Lara	20	10/15	67		1/1	1/3	6/9	2/2					
8	VOJNOVIC Nika	2	1/1	100			1/1							
9	KAPETANOVIC Leonarda	8	4/4	100		2/2		2/2						
11	BRDOVCAK Barbara		0/4	0				0/4						
15	BOSNJAK Mia										1			
17	HARAMINA Anja	4	2/3	67				2/3						
20	PERIC Valentina	2	1/1	100				1/1						
35	PERENCEVIC Vania													
<b>Bench/Team</b>														
<b>Totals</b>		36	18/28	64		3/3	2/4	11/19	2/2		1			
No.	Name	S/S	%	F1	DG	SN	PS	SC	IN					



MON 11 SEP 2023  
Start Time 11:40  
Game Duration: 00:39

## Results

### RUNNING SCORE

#### CYP - CRO

1st Period		2nd Period	
	0 - 2	MIHOLIC L.	
ELLINA L.	2 - 2	TSANGARI R.	2 - 2
KKAILA G.	4 - 2		2 - 4
PAPA M.	6 - 2	ELLINA L.	4 - 4
	6 - 4	MIHOLIC L.	
TSANGARI R.	8 - 4		4 - 6
	8 - 6	HARAMINA A.	
PAPA M.	10 - 6	ELLINA L.	6 - 6
	10 - 8	KAPETANOVIC L.	
	10 - 10	PERIC V.	
	10 - 12	MIHOLIC L.	
MARSELLI M.	12 - 12	TSANGARI R.	8 - 10
	12 - 14	KAPETANOVIC L.	
PAPA M.	14 - 14		8 - 12
	14 - 16	MIHOLIC L.	
		ELLINA L.	10 - 12
			10 - 14
		TSANGARI R.	12 - 14
			12 - 16
		MIHOLIC L.	
		ELLINA L.	14 - 16
			14 - 18
		MIHOLIC L.	
		TSANGARI R.	16 - 18
			16 - 20
		VOJNOVIC N.	
		IOANNOU V.	18 - 20

### LEGEND

%	Efficiency	6mP	6 metre Penalty	DGK	Direct Goalkeeper Goal	DR	Disqualification with Report
Fld	Field Goal	G / S	Goals / Shots	INF	In-Flight Goal	Pts	Points
RC	Red Cards	SPC	Specialist Goal	SPN	Spin Goal	SUS	Suspension



MON 11 SEP 2023  
Start Time 16:00  
Game Duration: 00:38

## Results

### ITA 2 vs 0 TUN (22-15) (28-14)

Referees: Nikoletta VELANI (GRE) Sevasti BRAMOU (GRE)

#### ITA - Italy

Players		Shots									Punishments		
No.	Name	Pts	G / S	%	Fld	SPC	INF	SPN	6mP	DGK	SUS	RC	DR
1	FERRARI Elisa		0/1	0						0/1			
2	BERTOLINO Nila												
3	TISATO Matilde												
4	DJIOGAP NOUMEDEM Carelle												
5	DALLA COSTA Ilaria	10	5/5	100		4/4		1/1					
6	STEFANELLI Irene		0/1	0			0/1						
7	KOBILICA Diana	20	11/14	79	2/2	1/1	1/2	7/9					
8	VEGNI Violetta	2	1/1	100				1/1					
9	LUCARINI Giovanna	12	6/9	67				3/4	3/5				
10	LAURETTI MATOS Cyrielle Paola	6	3/6	50		0/1		3/5					
<b>Bench/Team</b>													
<b>Totals</b>		50	26/37	70	2/2	5/6	1/3	15/20	3/5	0/1			
No.	Name	S/S	%	F1	DG	SN	PS	SC	IN				

#### TUN - Tunisia

Players		Shots									Punishments		
No.	Name	Pts	G / S	%	Fld	SPC	INF	SPN	6mP	DGK	SUS	RC	DR
2	SALMI Amani	7	4/10	40	1/1		0/1	3/6	0/2		1		
3	MRAD Manel												
10	ROMDHAN Hanen	10	5/8	63		2/2	0/1	3/5					
12	AJMI Zayneb	2	1/3	33				1/3			1		
16	NAIRI Ghofrane	2	1/1	100						1/1			
18	BACHA Amira	2	1/2	50		1/2							
22	MORJENE Olfa												
79	BEN KHEDHER Nahed												
88	OUERFELLI Leila												
97	SASSI Saida	6	3/7	43				3/7					
<b>Bench/Team</b>													
<b>Totals</b>		29	15/31	48	1/1	3/4	0/2	10/21	0/2	1/1	2		
No.	Name	S/S	%	F1	DG	SN	PS	SC	IN				



MON 11 SEP 2023  
Start Time 16:00  
Game Duration: 00:38

## Results

### RUNNING SCORE

1st Period	
0 - 1	SALMI A.
LUCARINI G. 2 - 1	
DALLA COSTA I. 4 - 1	
KOBILICA D. 6 - 1	
KOBILICA D. 8 - 1	
8 - 3	ROMDHAN H.
LUCARINI G. 10 - 3	
KOBILICA D. 12 - 3	
12 - 5	ROMDHAN H.
KOBILICA D. 14 - 5	
14 - 7	SALMI A.
14 - 9	SASSI S.
KOBILICA D. 16 - 9	
KOBILICA D. 18 - 9	
18 - 11	SASSI S.
LUCARINI G. 20 - 11	
20 - 13	SALMI A.
20 - 15	ROMDHAN H.
DALLA COSTA I. 22 - 15	

2nd Period	
LUCARINI G. 2 - 0	
LAURETTI MATOS 4 - 0	
LUCARINI G. 6 - 0	
6 - 2	BACHA A.
KOBILICA D. 8 - 2	
8 - 4	SALMI A.
LUCARINI G. 10 - 4	
KOBILICA D. 12 - 4	
DALLA COSTA I. 14 - 4	
KOBILICA D. 16 - 4	
LAURETTI MATOS 18 - 4	
KOBILICA D. 19 - 4	
LAURETTI MATOS 21 - 4	
VEGNI V. 23 - 4	
23 - 6	AJMI Z.
DALLA COSTA I. 25 - 6	
25 - 8	NAIRI G.
25 - 10	ROMDHAN H.
25 - 12	SASSI S.
DALLA COSTA I. 27 - 12	
27 - 14	ROMDHAN H.
KOBILICA D. 28 - 14	

### LEGEND

%	Efficiency	6mP	6 metre Penalty	DGK	Direct Goalkeeper Goal	DR	Disqualification with Report
Fld	Field Goal	G / S	Goals / Shots	INF	In-Flight Goal	Pts	Points
RC	Red Cards	SPC	Specialist Goal	SPN	Spin Goal	SUS	Suspension





MON 11 SEP 2023  
Start Time 16:50  
Game Duration: 00:34

## Results

### POR 0 vs 2 ESP (18-22) (17-25)

Referees: Stefano PIPITONE (ITA) Marilisa SARDISCO (ITA)

#### POR - Portugal

Players		Shots									Punishments		
No.	Name	Pts	G / S	%	Fld	SPC	INF	SPN	6mP	DGK	SUS	RC	DR
2	GONCALVES Sofia	18	9/11	82			2/2	7/9					
5	DELGADO Joana	2	1/3	33			0/1	1/2					
6	CORRO Helena										1		
7	MENDES Daniela	4	2/3	67		2/3							
9	MARQUES Maria	3	2/2	100	1/1			1/1					
10	OLIVEIRA Catarina										1		
11	REGO Sofia												
12	PINHO Sara	8	4/6	67				2/4	2/2				
14	TEIXEIRA Catarina												
20	ANTUNES Maria												
<b>Bench/Team</b>													
<b>Totals</b>		35	18/25	72	1/1	2/3	2/3	11/16	2/2		2		
No.	Name	S/S	%	F1	DG	SN	PS	SC	IN				

#### ESP - Spain

Players		Shots									Punishments		
No.	Name	Pts	G / S	%	Fld	SPC	INF	SPN	6mP	DGK	SUS	RC	DR
2	CAMARA HERAS Monica	10	5/8	63			4/4	1/4					
3	BATISTA PORTERO Maria Asuncion	6	3/3	100			3/3						
6	PRAT RIERA Remei												
11	SEMPERE AGULLO Miriam												
13	HERNANDEZ TORRICO Sara	2	1/1	100		1/1							
17	DIAZ GONZALEZ Alba	16	8/10	80				7/9	1/1				
21	QUILES VERA Paula												
25	GONZALEZ POUDEUREUX Violeta												
29	DIAZ COPPENS Malena	13	7/7	100	1/1			6/6					
77	SANCHEZ FLORENT										1		
<b>Bench/Team</b>													
<b>Totals</b>		47	24/29	83	1/1	1/1	7/7	14/19	1/1		1		
No.	Name	S/S	%	F1	DG	SN	PS	SC	IN				



MON 11 SEP 2023  
Start Time 16:50  
Game Duration: 00:34

## Results

### RUNNING SCORE

1st Period	
0 - 2	DIAZ COPPENS M.
0 - 4	DIAZ GONZALEZ A
0 - 6	CAMARA HERAS M.
GONCALVES S. 2 - 6	
2 - 8	DIAZ GONZALEZ A
PINHO S. 4 - 8	
4 - 10	DIAZ GONZALEZ A
GONCALVES S. 6 - 10	
GONCALVES S. 8 - 10	
8 - 12	BATISTA PORTERO
8 - 14	CAMARA HERAS M.
MENDES D. 10 - 14	
10 - 16	DIAZ GONZALEZ A
10 - 18	HERNANDEZ TORRI
PINHO S. 12 - 18	
12 - 20	DIAZ COPPENS M.
PINHO S. 14 - 20	
14 - 22	DIAZ COPPENS M.
GONCALVES S. 16 - 22	
DELGADO J. 18 - 22	

2nd Period	
0 - 2	DIAZ COPPENS M.
0 - 4	DIAZ GONZALEZ A
GONCALVES S. 2 - 4	
2 - 6	BATISTA PORTERO
MARQUES M. 4 - 6	
4 - 8	DIAZ GONZALEZ A
GONCALVES S. 6 - 8	
6 - 10	CAMARA HERAS M.
MENDES D. 8 - 10	
8 - 12	BATISTA PORTERO
8 - 14	DIAZ GONZALEZ A
GONCALVES S. 10 - 14	
10 - 16	CAMARA HERAS M.
10 - 18	DIAZ GONZALEZ A
10 - 20	DIAZ COPPENS M.
10 - 22	DIAZ COPPENS M.
PINHO S. 12 - 22	
GONCALVES S. 14 - 22	
MARQUES M. 15 - 22	
15 - 23	DIAZ COPPENS M.
GONCALVES S. 17 - 23	
17 - 25	CAMARA HERAS M.

### LEGEND

%	Efficiency	6mP	6 metre Penalty	DGK	Direct Goalkeeper Goal	DR	Disqualification with Report
Fld	Field Goal	G / S	Goals / Shots	INF	In-Flight Goal	Pts	Points
RC	Red Cards	SPC	Specialist Goal	SPN	Spin Goal	SUS	Suspension



MON 11 SEP 2023  
Start Time 17:40  
Game Duration: 00:41

## Results

### GRE 2 vs 0 CYP (17-11) (20-16)

Referees: Hicham MOGHALLI (MAR) Samir DKAKI (MAR)

#### GRE - Greece

Players		Shots									Punishments		
No.	Name	Pts	G / S	%	Fld	SPC	INF	SPN	6mP	DGK	SUS	RC	DR
1	KEPESIDOU Magdalini												
3	POIMENIDOU Eleni										1		
4	PAPADOPOULOU Agni	11	6/8	75	1/1		1/1	4/6					
5	KALOIDI Anna Polyxeni		0/1	0				0/1					
11	MOURNOU Eleni	12	7/8	88	2/2			5/6					
12	NIKOLAOU Melpomeni												
15	TROCHIDOU Eleftheria-Aikaterin	6	3/6	50		3/6							
19	KOUKMISI Magdalini												
20	KEPESIDOU Nikolina	2	1/1	100					1/1				
88	MASTAKA Elisavet	6	3/4	75		1/1	2/3						
<b>Bench/Team</b>													
<b>Totals</b>		37	20/28	71	3/3	4/7	3/4	9/13	1/1		1		
No.	Name	S/S	%	F1	DG	SN	PS	SC	IN				

#### CYP - Cyprus

Players		Shots									Punishments		
No.	Name	Pts	G / S	%	Fld	SPC	INF	SPN	6mP	DGK	SUS	RC	DR
1	TAKI Andria	2	1/1	100						1/1			
2	ELIA Malvina										1		
3	IOANNOU Vaso	2	1/3	33		0/1		1/2					
4	DIMITRIJEVIC Andjela												
5	TSANGARI Rena		0/4	0			0/1	0/3			1		
6	KKAILA Georgia		0/3	0				0/3					
7	PAPA Magdalini	4	2/7	29		2/6	0/1						
8	VRACHIMI Elena												
9	ELLINA Lito	9	5/7	71	1/1		0/1	0/1	4/4				
10	MARSELLI Maria	10	5/6	83				5/6					
<b>Bench/Team</b>													
<b>Totals</b>		27	14/31	45	1/1	2/7	0/3	6/15	4/4	1/1	2		
No.	Name	S/S	%	F1	DG	SN	PS	SC	IN				



MON 11 SEP 2023  
Start Time 17:40  
Game Duration: 00:41

## Results

### RUNNING SCORE

#### GRE - CYP

1st Period	
0 - 2	IOANNOU V.
2 - 2	MOURNOU E.
2 - 4	PAPA M.
4 - 4	PAPADOPOULOU A.
6 - 4	PAPADOPOULOU A.
8 - 4	TROCHIDOU E.
8 - 6	ELLINA L.
10 - 6	MASTAKA E.
12 - 6	MASTAKA E.
12 - 8	PAPA M.
12 - 9	ELLINA L.
12 - 11	TAKI A.
14 - 11	KEPESIDOU N.
16 - 11	PAPADOPOULOU A.
17 - 11	PAPADOPOULOU A.

2nd Period	
2 - 0	TROCHIDOU E.
4 - 0	MASTAKA E.
6 - 0	TROCHIDOU E.
8 - 0	MOURNOU E.
8 - 2	MARSELLI M.
10 - 2	MOURNOU E.
12 - 2	MOURNOU E.
12 - 4	MARSELLI M.
14 - 4	PAPADOPOULOU A.
14 - 6	ELLINA L.
14 - 8	ELLINA L.
16 - 8	PAPADOPOULOU A.
17 - 8	MOURNOU E.
17 - 10	MARSELLI M.
19 - 10	MOURNOU E.
19 - 12	MARSELLI M.
20 - 12	MOURNOU E.
20 - 14	ELLINA L.
20 - 16	MARSELLI M.

### LEGEND

%	Efficiency	6mP	6 metre Penalty	DGK	Direct Goalkeeper Goal	DR	Disqualification with Report
Fld	Field Goal	G / S	Goals / Shots	INF	In-Flight Goal	Pts	Points
RC	Red Cards	SPC	Specialist Goal	SPN	Spin Goal	SUS	Suspension



TUE 12 SEP 2023

## Results

Start Time 9:30

Game Duration: 00:41

### ESP 2 vs 0 ITA (19-18) (22-18)

Referees: Hicham MOGHALLI (MAR) Samir DKAKI (MAR)

#### ESP - Spain

Players		Shots									Punishments		
No.	Name	Pts	G / S	%	Fld	SPC	INF	SPN	6mP	DGK	SUS	RC	DR
2	CAMARA HERAS Monica	8	4/6	67			3/5	1/1					
3	BATISTA PORTERO Maria Asuncion												
6	PRAT RIERA Remei										1		
11	SEMPERE AGULLO Miriam												
13	HERNANDEZ TORRICO Sara	12	6/6	100		6/6							
17	DIAZ GONZALEZ Alba	9	5/11	45	1/1		0/1	4/9					
21	QUILES VERA Paula		0/1	0						0/1			
25	GONZALEZ POUDEREUX Violeta												
29	DIAZ COPPENS Malena	12	6/9	67				6/9					
77	SANCHEZ FLORENT												
<b>Bench/Team</b>													
<b>Totals</b>		41	21/33	64	1/1	6/6	3/6	11/19		0/1	1		
No.	Name	S/S	%	F1	DG	SN	PS	SC	IN				

#### ITA - Italy

Players		Shots									Punishments		
No.	Name	Pts	G / S	%	Fld	SPC	INF	SPN	6mP	DGK	SUS	RC	DR
1	FERRARI Elisa												
2	BERTOLINO Nila		0/1	0						0/1			
3	TISATO Matilde												
4	DJIOGAP NOUMEDEM Carelle	1	1/1	100	1/1						1		
5	DALLA COSTA Ilaria	2	1/5	20		1/5							
6	STEFANELLI Irene		0/2	0		0/2							
7	KOBILICA Diana	6	3/8	38			0/2	3/6					
8	VEGNI Violetta	2	1/2	50				1/2					
9	LUCARINI Giovanna	12	6/9	67	0/1			2/4	4/4				
10	LAURETTI MATOS Cyrielle Paola	13	7/9	78	1/1			6/8					
<b>Bench/Team</b>													
<b>Totals</b>		36	19/37	51	2/3	1/7	0/2	12/20	4/4	0/1	1		
No.	Name	S/S	%	F1	DG	SN	PS	SC	IN				



TUE 12 SEP 2023  
 Start Time 9:30  
 Game Duration: 00:41

## Results

### RUNNING SCORE

1st Period	
0 - 1	LAURETTI MATOS
2 - 1	DIAZ GONZALEZ A
2 - 3	LAURETTI MATOS
4 - 3	CAMARA HERAS M.
4 - 5	KOBILICA D.
6 - 5	CAMARA HERAS M.
8 - 5	HERNANDEZ TORRI
10 - 5	DIAZ GONZALEZ A
10 - 7	LAURETTI MATOS
10 - 9	LUCARINI G.
10 - 11	LUCARINI G.
12 - 11	DIAZ COPPENS M.
12 - 13	LUCARINI G.
14 - 13	CAMARA HERAS M.
14 - 15	LAURETTI MATOS
14 - 17	LAURETTI MATOS
16 - 17	DIAZ GONZALEZ A
18 - 17	HERNANDEZ TORRI
18 - 18	DJIOGAP NOUMEDE
19 - 18	DIAZ GONZALEZ A

2nd Period	
2 - 0	HERNANDEZ TORRI
4 - 0	DIAZ COPPENS M.
4 - 2	DALLA COSTA I.
6 - 2	DIAZ COPPENS M.
6 - 4	KOBILICA D.
6 - 6	KOBILICA D.
8 - 6	CAMARA HERAS M.
10 - 6	HERNANDEZ TORRI
10 - 8	LUCARINI G.
12 - 8	DIAZ COPPENS M.
12 - 10	LAURETTI MATOS
14 - 10	DIAZ GONZALEZ A
16 - 10	DIAZ COPPENS M.
16 - 12	VEGNI V.
16 - 14	LUCARINI G.
18 - 14	HERNANDEZ TORRI
20 - 14	DIAZ COPPENS M.
20 - 16	LUCARINI G.
20 - 18	LAURETTI MATOS
22 - 18	HERNANDEZ TORRI

### LEGEND

%	Efficiency	6mP	6 metre Penalty	DGK	Direct Goalkeeper Goal	DR	Disqualification with Report
Fld	Field Goal	G / S	Goals / Shots	INF	In-Flight Goal	Pts	Points
RC	Red Cards	SPC	Specialist Goal	SPN	Spin Goal	SUS	Suspension
-							



TUE 12 SEP 2023  
Start Time 10:20  
Game Duration: 00:35

## Results

### CYP 0 vs 2 POR (14-22) (14-24)

Referees: Nikoletta VELANI (GRE) Sevasti BRAMOU (GRE)

#### CYP - Cyprus

Players		Shots										Punishments		
No.	Name	Pts	G / S	%	Fld	SPC	INF	SPN	6mP	DGK	SUS	RC	DR	
1	TAKI Andria													
2	ELIA Malvina													
3	IOANNOU Vaso		0/2	0				0/2						
4	DIMITRIJEVIC Anđijela													
5	TSANGARI Rena	4	2/9	22				2/9						
6	KKAILA Georgia	2	1/2	50				1/2						
7	PAPA Magdalini	8	4/6	67		4/4	0/1	0/1						
8	VRACHIMI Elena										1			
9	ELLINA Lito	6	3/3	100			1/1		2/2					
10	MARSELLI Maria	8	4/6	67				4/6			1			
<b>Bench/Team</b>														
<b>Totals</b>		28	14/28	50		4/4	1/2	7/20	2/2		2			
No.	Name	S/S	%	F1	DG	SN	PS	SC	IN					

#### POR - Portugal

Players		Shots										Punishments		
No.	Name	Pts	G / S	%	Fld	SPC	INF	SPN	6mP	DGK	SUS	RC	DR	
2	GONCALVES Sofia	6	3/5	60			2/3	1/2						
5	DELGADO Joana	8	4/7	57			3/4	1/3						
6	CORRO Helena	2	1/1	100				1/1						
7	MENDES Daniela	10	5/8	63		5/8								
9	MARQUES Maria	2	1/2	50				1/2						
10	OLIVEIRA Catarina													
11	REGO Sofia													
12	PINHO Sara	16	8/8	100		1/1		4/4	3/3					
14	TEIXEIRA Catarina													
20	ANTUNES Maria	2	1/1	100						1/1				
<b>Bench/Team</b>														
<b>Totals</b>		46	23/32	72		6/9	5/7	8/12	3/3	1/1				
No.	Name	S/S	%	F1	DG	SN	PS	SC	IN					



TUE 12 SEP 2023  
Start Time 10:20  
Game Duration: 00:35

## Results

### RUNNING SCORE

#### CYP - POR

1st Period		2nd Period	
0 - 2	DELGADO J.	2 - 0	TSANGARI R.
2 - 2	TSANGARI R.	2 - 2	MENDES D.
2 - 4	MENDES D.	2 - 4	DELGADO J.
2 - 6	GONCALVES S.	4 - 4	ELLINA L.
2 - 8	CORRO H.	6 - 4	KKAILA G.
2 - 10	MENDES D.	6 - 6	MENDES D.
4 - 10	PAPA M.	6 - 8	PINHO S.
4 - 12	PINHO S.	8 - 8	PAPA M.
4 - 14	DELGADO J.	8 - 10	ANTUNES M.
4 - 16	DELGADO J.	10 - 10	MARSELLI M.
6 - 16	PAPA M.	10 - 12	PINHO S.
6 - 18	MARQUES M.	12 - 12	PAPA M.
6 - 20	PINHO S.	12 - 14	MENDES D.
8 - 20	MARSELLI M.	12 - 16	GONCALVES S.
10 - 20	ELLINA L.	12 - 18	PINHO S.
12 - 20	ELLINA L.	12 - 20	PINHO S.
12 - 22	PINHO S.	12 - 22	GONCALVES S.
14 - 22	MARSELLI M.	12 - 24	PINHO S.
		14 - 24	MARSELLI M.

### LEGEND

%	Efficiency	6mP	6 metre Penalty	DGK	Direct Goalkeeper Goal	DR	Disqualification with Report
Fld	Field Goal	G / S	Goals / Shots	INF	In-Flight Goal	Pts	Points
RC	Red Cards	SPC	Specialist Goal	SPN	Spin Goal	SUS	Suspension





TUE 12 SEP 2023  
Start Time 11:10  
Game Duration: 00:43

## Results

### CRO 2 vs 1 GRE (10-16) (16-14) 8-4

Referees: Antonio Daniel GUEDES OLIVEIRA (POR) Rui Filipe SIMOES DE ALMEIDA (POR)

#### CRO - Croatia

No.	Name	Pts	Shots							Punishments				
			G / S	%	Fld	SPC	INF	SPN	6mP	DGK	SUS	RC	DR	
4	ZUZIC Nela													
6	LESAC Lucia													
7	MIHOLIC Lara	6	3/7	43				0/1	2/5	1/1				
8	VOJNOVIC Nika	6	3/6	50				0/1	3/5					
9	KAPETANOVIC Leonarda	4	2/6	33			2/6							
11	BRDOVCAK Barbara	10	5/7	71					4/6	1/1				
15	BOSNJAK Mia													
17	HARAMINA Anja	8	4/6	67				0/1	4/5			1		
20	PERIC Valentina		0/2	0					0/2					
35	PERENCEVIC Vanja													
<b>Bench/Team</b>														
<b>Totals</b>		34	17/34	50			2/6	0/3	13/23	2/2		1		
No.	Name	S/S	%	F1	DG	SN	PS	SC	IN					

#### GRE - Greece

No.	Name	Pts	Shots							Punishments				
			G / S	%	Fld	SPC	INF	SPN	6mP	DGK	SUS	RC	DR	
1	KEPESIDOU Magdalini	4	2/3	67							2/3			
3	POIMENIDOU Eleni													
4	PAPADOPOULOU Agni	12	6/10	60	0/1			0/1	6/8					
5	KALOUDI Anna Polyxeni	2	1/1	100					1/1			1		
11	MOURNOU Eleni	6	3/7	43					3/7					
12	NIKOLAOU Melpomeni		0/2	0					0/2					
15	TROCHIDOU Eleftheria-Aikaterin	4	2/5	40			2/4		0/1					
19	KOUKMISI Magdalini													
20	KEPESIDOU Nikolina	2	1/4	25	0/1				0/1	1/2				
88	MASTAKA Elisavet	4	2/2	100				2/2						
<b>Bench/Team</b>														
<b>Totals</b>		34	17/34	50	0/2	2/4	2/3	10/20	1/2	2/3	1			
No.	Name	S/S	%	F1	DG	SN	PS	SC	IN					



TUE 12 SEP 2023  
Start Time 11:10  
Game Duration: 00:43

## Results

### RUNNING SCORE

1st Period	
MIHOLIC L.	2 - 0
2 - 2	PAPADOPOULOU A.
MIHOLIC L.	4 - 2
4 - 4	MASTAKA E.
4 - 6	MASTAKA E.
BRDOVCAK B.	6 - 6
6 - 8	PAPADOPOULOU A.
BRDOVCAK B.	8 - 8
8 - 10	KEPESIDOU N.
KAPETANOVIC L.	10 - 10
10 - 12	KEPESIDOU M.
10 - 14	MOURNOU E.
10 - 16	KEPESIDOU M.

CRO - GRE	
2nd Period	
VOJNOVIC N.	2 - 0
BRDOVCAK B.	4 - 0
4 - 2	TROCHIDOU E.
4 - 4	PAPADOPOULOU A.
4 - 6	TROCHIDOU E.
HARAMINA A.	6 - 6
6 - 8	PAPADOPOULOU A.
BRDOVCAK B.	8 - 8
VOJNOVIC N.	10 - 8
10 - 10	PAPADOPOULOU A.
10 - 12	MOURNOU E.
HARAMINA A.	12 - 12
12 - 14	PAPADOPOULOU A.
HARAMINA A.	14 - 14
KAPETANOVIC L.	16 - 14

HARAMINA A.	2 - 0
2 - 2	MOURNOU E.
MIHOLIC L.	4 - 2
VOJNOVIC N.	6 - 2
6 - 4	KALOUDI A.
BRDOVCAK B.	8 - 4
Shoot-out	

### LEGEND

%	Efficiency	6mP	6 metre Penalty	DGK	Direct Goalkeeper Goal	DR	Disqualification with Report
Fld	Field Goal	G / S	Goals / Shots	INF	In-Flight Goal	Pts	Points
RC	Red Cards	SPC	Specialist Goal	SPN	Spin Goal	SUS	Suspension



TUE 12 SEP 2023  
Start Time 18:50  
Game Duration: 00:35

## Results

### CYP 2 vs 0 TUN (25-16) (28-26)

Referees: Sergio MARTINEZ MIRON (ESP) Victor ROLLAN MARTIN (ESP)

#### CYP - Cyprus

Players		Shots									Punishments		
No.	Name	Pts	G / S	%	Fld	SPC	INF	SPN	6mP	DGK	SUS	RC	DR
1	TAKI Andria	6	3/3	100						3/3			
2	ELIA Malvina	2	1/2	50		0/1		1/1					
3	IOANNOU Vaso	2	1/1	100				1/1					
4	DIMITRIJEVIC Anđela												
5	TSANGARI Rena	13	7/9	78	1/1			6/8					
6	KKAILA Georgia	6	3/4	75				3/4					
7	PAPA Magdalini	14	7/9	78		7/9							
8	VRACHIMI Elena												
9	ELLINA Lito	8	4/7	57			2/2	1/4	1/1				
10	MARSELLI Maria	2	1/2	50				1/2					
<b>Bench/Team</b>													
<b>Totals</b>		53	27/37	73	1/1	7/10	2/2	13/20	1/1	3/3			
No.	Name	S/S	%	F1	DG	SN	PS	SC	IN				

#### TUN - Tunisia

Players		Shots									Punishments		
No.	Name	Pts	G / S	%	Fld	SPC	INF	SPN	6mP	DGK	SUS	RC	DR
2	SALMI Amani	14	7/13	54		3/4		2/6	2/3		1		
3	MRAD Manel												
10	ROMDHAN Hanen	16	8/11	73		0/1	5/5	3/5					
12	AJMI Zayneb	4	2/5	40				2/5					
16	NAIRI Ghofrane												
18	BACHA Amira	2	1/2	50		1/2							
22	MORJENE Olfa												
79	BEN KHEDHER Nahed												
88	OUERFELLI Leila		0/1	0		0/1					1		
97	SASSI Saida	6	3/3	100			1/1	2/2					
<b>Bench/Team</b>													
<b>Totals</b>		42	21/35	60		4/8	6/6	9/18	2/3		2		
No.	Name	S/S	%	F1	DG	SN	PS	SC	IN				



TUE 12 SEP 2023  
Start Time 18:50  
Game Duration: 00:35

## Results

### RUNNING SCORE

1st Period	
ELLINA L.	2 - 0
	2 - 2 SALMI A.
TSANGARI R.	4 - 2
	4 - 4 ROMDHAN H.
PAPA M.	6 - 4
	6 - 6 SALMI A.
TAKI A.	8 - 6
	8 - 8 ROMDHAN H.
MARSELLI M.	10 - 8
ELLINA L.	12 - 8
	12 - 10 BACHA A.
	12 - 12 SALMI A.
	12 - 14 ROMDHAN H.
IOANNOU V.	14 - 14
PAPA M.	16 - 14
	16 - 16 SASSI S.
ELLINA L.	18 - 16
PAPA M.	20 - 16
TAKI A.	22 - 16
ELLINA L.	24 - 16
TSANGARI R.	25 - 16

CYP - TUN	
2nd Period	
	0 - 2 SALMI A.
PAPA M.	2 - 2
	2 - 4 ROMDHAN H.
	2 - 6 ROMDHAN H.
	2 - 8 ROMDHAN H.
PAPA M.	4 - 8
	4 - 10 SASSI S.
KKAILA G.	6 - 10
	6 - 12 AJMI Z.
KKAILA G.	8 - 12
	8 - 14 ROMDHAN H.
	8 - 16 SASSI S.
TSANGARI R.	10 - 16
TSANGARI R.	12 - 16
	12 - 18 SALMI A.
TSANGARI R.	14 - 18
	14 - 20 ROMDHAN H.
	14 - 22 AJMI Z.
TSANGARI R.	16 - 22
	16 - 24 SALMI A.
KKAILA G.	18 - 24
PAPA M.	20 - 24
TAKI A.	22 - 24
TSANGARI R.	24 - 24
	24 - 26 SALMI A.
ELIA M.	26 - 26
PAPA M.	28 - 26

### LEGEND

%	Efficiency	6mP	6 metre Penalty	DGK	Direct Goalkeeper Goal	DR	Disqualification with Report
Fld	Field Goal	G / S	Goals / Shots	INF	In-Flight Goal	Pts	Points
RC	Red Cards	SPC	Specialist Goal	SPN	Spin Goal	SUS	Suspension



WED 13 SEP 2023  
Start Time 10:00  
Game Duration: 00:39

## Results

### CRO 2 vs 1 TUN (16-10) (14-18) 6-4

Referees: Hicham MOGHALLI (MAR) Samir DKAKI (MAR)

#### CRO - Croatia

Players		Shots									Punishments		
No.	Name	Pts	G / S	%	Fld	SPC	INF	SPN	6mP	DGK	SUS	RC	DR
4	ZUZIC Nela												
6	LESAC Lucia												
7	MIHOLIC Lara	6	3/4	75				3/4					
8	VOJNOVIC Nika	6	3/9	33			3/3	0/6					
9	KAPETANOVIC Leonarda	2	1/2	50		1/2							
11	BRDOVCAK Barbara	10	5/6	83				5/6					
15	BOSNJAK Mia												
17	HARAMINA Anja	2	1/2	50				1/2					
20	PERIC Valentina	10	5/7	71				5/7					
35	PERENCEVIC Vanja												
<b>Bench/Team</b>													
<b>Totals</b>		36	18/30	60		1/2	3/3	14/25					
No.	Name	S/S	%	F1	DG	SN	PS	SC	IN				

#### TUN - Tunisia

Players		Shots									Punishments		
No.	Name	Pts	G / S	%	Fld	SPC	INF	SPN	6mP	DGK	SUS	RC	DR
2	SALMI Amani	6	3/9	33				2/7	1/2				
3	MRAD Manel												
10	ROMDHAN Hanen	8	4/9	44		4/8		0/1					
12	AJMI Zayneb	8	4/7	57				4/7					
16	NAIRI Ghofrane												
18	BACHA Amira	2	1/1	100				1/1					
22	MORJENE Olfa												
79	BEN KHEDHER Nahed												
88	OUERFELLI Leila		0/1	0						0/1			
97	SASSI Saida	8	4/7	57				4/7					
<b>Bench/Team</b>													
<b>Totals</b>		32	16/34	47		4/8		11/23	1/2	0/1			
No.	Name	S/S	%	F1	DG	SN	PS	SC	IN				



WED 13 SEP 2023  
Start Time 10:00  
Game Duration: 00:39

## Results

### RUNNING SCORE

1st Period	
0 - 2	AJMI Z.
2 - 2	MIHOLIC L.
2 - 4	SALMI A.
4 - 4	PERIC V.
6 - 4	MIHOLIC L.
8 - 4	PERIC V.
10 - 4	VOJNOVIC N.
10 - 6	ROMDHAN H.
12 - 6	VOJNOVIC N.
12 - 8	SALMI A.
14 - 8	BRDOVCAK B.
14 - 10	AJMI Z.
16 - 10	VOJNOVIC N.

CRO - TUN	
2nd Period	
0 - 2	ROMDHAN H.
2 - 2	KAPETANOVIC L.
2 - 4	AJMI Z.
4 - 4	BRDOVCAK B.
4 - 6	SASSI S.
6 - 6	PERIC V.
6 - 8	SALMI A.
6 - 10	ROMDHAN H.
6 - 12	SASSI S.
8 - 12	PERIC V.
8 - 14	AJMI Z.
10 - 14	BRDOVCAK B.
10 - 16	SASSI S.
12 - 16	BRDOVCAK B.
12 - 18	ROMDHAN H.
14 - 18	PERIC V.

2 - 0	HARAMINA A.
4 - 0	MIHOLIC L.
4 - 2	SASSI S.
4 - 4	BACHA A.
6 - 4	BRDOVCAK B.
Shoot-out	

### LEGEND

%	Efficiency	6mP	6 metre Penalty	DGK	Direct Goalkeeper Goal	DR	Disqualification with Report
Fld	Field Goal	G / S	Goals / Shots	INF	In-Flight Goal	Pts	Points
RC	Red Cards	SPC	Specialist Goal	SPN	Spin Goal	SUS	Suspension



WED 13 SEP 2023  
Start Time 15:00  
Game Duration: 00:57

## Results

### CRO 1 vs 2 CYP (18-23) (24-16) 6-8

Referees: Hicham MOGHALLI (MAR) Samir DKAKI (MAR)

#### CRO - Croatia

Players		Pts	Shots								Punishments		
No.	Name		G / S	%	Fld	SPC	INF	SPN	6mP	DGK	SUS	RC	DR
4	ZUZIC Nela												
6	LESAC Lucia									1			
7	MIHOLIC Lara	16	8/14	57		2/2	1/2	4/8	1/2				
8	VOJNOVIC Nika	4	2/2	100				2/2					
9	KAPETANOVIC Leonarda	4	2/3	67		2/3							
11	BRDOVCAK Barbara	12	6/9	67				5/8	1/1				
15	BOSNJAK Mia												
17	HARAMINA Anja	10	5/7	71	0/1		1/1	4/5					
20	PERIC Valentina	2	1/4	25			0/1	1/3					
35	PERENCEVIC Vanja												
<b>Bench/Team</b>													
<b>Totals</b>		48	24/39	62	0/1	4/5	2/4	16/26	2/3		1		
No.	Name	S/S	%	F1	DG	SN	PS	SC	IN				

#### CYP - Cyprus

Players		Pts	Shots								Punishments		
No.	Name		G / S	%	Fld	SPC	INF	SPN	6mP	DGK	SUS	RC	DR
1	TAKI Andria		0/1	0					0/1				
2	ELIA Malvina									1			
3	IOANNOU Vaso		0/1	0				0/1					
4	DIMITRIJEVIC Andjela									1			
5	TSANGARI Rena	17	9/12	75	1/2			8/10					
6	KKAILA Georgia	8	4/5	80				4/5					
7	PAPA Magdalini	12	6/8	75		4/6		2/2					
8	VRACHIMI Elena												
9	ELLINA Lito	2	1/3	33			0/1	0/1	1/1				
10	MARSELLI Maria	8	4/5	80				4/5					
<b>Bench/Team</b>													
<b>Totals</b>		47	24/35	69	1/2	4/6	0/1	18/24	1/1	0/1	2		
No.	Name	S/S	%	F1	DG	SN	PS	SC	IN				



WED 13 SEP 2023  
Start Time 15:00  
Game Duration: 00:57

### Results

#### RUNNING SCORE

##### CRO - CYP

1st Period	
0 - 2	TSANGARI R.
2 - 2	MIHOLIC L.
4 - 2	MIHOLIC L.
4 - 4	ELLINA L.
6 - 4	MIHOLIC L.
6 - 6	TSANGARI R.
6 - 8	MARSELLI M.
8 - 8	HARAMINA A.
8 - 10	TSANGARI R.
10 - 10	HARAMINA A.
10 - 12	TSANGARI R.
10 - 14	MARSELLI M.
10 - 16	TSANGARI R.
10 - 18	PAPA M.
12 - 18	MIHOLIC L.
14 - 18	BRDOVCAK B.
14 - 20	TSANGARI R.
16 - 20	MIHOLIC L.
16 - 22	PAPA M.
16 - 23	TSANGARI R.
18 - 23	BRDOVCAK B.

2nd Period	
2 - 0	KAPETANOVIC L.
2 - 2	PAPA M.
2 - 4	TSANGARI R.
4 - 4	PERIC V.
4 - 6	MARSELLI M.
6 - 6	BRDOVCAK B.
6 - 8	KKAILA G.
8 - 8	HARAMINA A.
8 - 10	PAPA M.
10 - 10	KAPETANOVIC L.
12 - 10	BRDOVCAK B.
12 - 12	KKAILA G.
14 - 12	BRDOVCAK B.
16 - 12	MIHOLIC L.
16 - 14	TSANGARI R.
18 - 14	BRDOVCAK B.
20 - 14	VOJNOVIC N.
20 - 16	KKAILA G.
22 - 16	HARAMINA A.
24 - 16	MIHOLIC L.

2 - 0	HARAMINA A.
2 - 2	PAPA M.
4 - 2	MIHOLIC L.
4 - 4	KKAILA G.
6 - 4	VOJNOVIC N.
6 - 6	MARSELLI M.
6 - 8	PAPA M.
	Shoot-out

#### LEGEND

%	Efficiency	6mP	6 metre Penalty	DGK	Direct Goalkeeper Goal	DR	Disqualification with Report
Fld	Field Goal	G / S	Goals / Shots	INF	In-Flight Goal	Pts	Points
RC	Red Cards	SPC	Specialist Goal	SPN	Spin Goal	SUS	Suspension





TUE 12 SEP 2023  
Start Time 17:10  
Game Duration: 00:33

## Results

### ESP 2 vs 0 ITA (21-18) (23-20)

Referees: Nikoletta VELANI (GRE) Sevasti BRAMOU (GRE)

#### ESP - Spain

Players		Shots									Punishments		
No.	Name	Pts	G / S	%	Fld	SPC	INF	SPN	6mP	DGK	SUS	RC	DR
2	CAMARA HERAS Monica												
3	BATISTA PORTERO Maria Asuncion	17	9/10	90	1/1		3/4	5/5					
6	PRAT RIERA Remei										1		
11	SEMPERE AGULLO Miriam												
13	HERNANDEZ TORRICO Sara	8	4/5	80		4/5							
17	DIAZ GONZALEZ Alba	9	5/11	45	1/1		0/1	4/9					
21	QUILES VERA Paula												
25	GONZALEZ POUDEREUX Violeta												
29	DIAZ COPPENS Malena	10	5/7	71				5/7			1		
77	SANCHEZ FLORENT												
<b>Bench/Team</b>													
<b>Totals</b>		44	23/33	70	2/2	4/5	3/5	14/21			2		
No.	Name	S/S	%	F1	DG	SN	PS	SC	IN				

#### ITA - Italy

Players		Shots									Punishments		
No.	Name	Pts	G / S	%	Fld	SPC	INF	SPN	6mP	DGK	SUS	RC	DR
1	FERRARI Elisa												
2	BERTOLINO Nila												
3	TISATO Matilde										1		
4	DJIOGAP NOUMEDEM Carelle												
5	DALLA COSTA Ilaria	6	3/8	38		3/8							
6	STEFANELLI Irene	2	1/2	50			0/1	1/1					
7	KOBILICA Diana	16	8/11	73			1/1	7/10					
8	VEGNI Violetta												
9	LUCARINI Giovanna	10	5/11	45				2/7	3/4				
10	LAURETTI MATOS Cyrielle Paola	4	2/4	50				2/4					
<b>Bench/Team</b>			0/1	0			0/1				1		
<b>Totals</b>		38	19/37	51		3/8	1/3	12/22	3/4		2		
No.	Name	S/S	%	F1	DG	SN	PS	SC	IN				



TUE 12 SEP 2023  
Start Time 17:10  
Game Duration: 00:33

## Results

### RUNNING SCORE

1st Period	
DIAZ COPPENS M.	2 - 0
BATISTA PORTERO	4 - 0
BATISTA PORTERO	4 - 2 LUCARINI G.
BATISTA PORTERO	6 - 2
BATISTA PORTERO	6 - 4 LAURETTI MATOS
BATISTA PORTERO	6 - 6 LUCARINI G.
BATISTA PORTERO	6 - 8 KOBILICA D.
DIAZ GONZALEZ A	8 - 8
DIAZ GONZALEZ A	8 - 10 LUCARINI G.
DIAZ COPPENS M.	10 - 10
DIAZ COPPENS M.	12 - 10
HERNANDEZ TORRI	14 - 10
HERNANDEZ TORRI	14 - 12 DALLA COSTA I.
HERNANDEZ TORRI	14 - 14 KOBILICA D.
DIAZ GONZALEZ A	16 - 14
DIAZ GONZALEZ A	18 - 14
DIAZ GONZALEZ A	18 - 16 KOBILICA D.
DIAZ GONZALEZ A	20 - 16
DIAZ GONZALEZ A	20 - 18 KOBILICA D.
DIAZ GONZALEZ A	21 - 18

ESP - ITA	
2nd Period	
BATISTA PORTERO	2 - 0
BATISTA PORTERO	2 - 2 DALLA COSTA I.
BATISTA PORTERO	4 - 2
BATISTA PORTERO	4 - 4 KOBILICA D.
BATISTA PORTERO	4 - 6 DALLA COSTA I.
HERNANDEZ TORRI	6 - 6
BATISTA PORTERO	8 - 6
BATISTA PORTERO	8 - 8 KOBILICA D.
BATISTA PORTERO	10 - 8
BATISTA PORTERO	10 - 10 LUCARINI G.
BATISTA PORTERO	12 - 10
BATISTA PORTERO	14 - 10
BATISTA PORTERO	14 - 12 LUCARINI G.
BATISTA PORTERO	14 - 14 LAURETTI MATOS
HERNANDEZ TORRI	16 - 14
HERNANDEZ TORRI	16 - 16 KOBILICA D.
HERNANDEZ TORRI	18 - 16
DIAZ COPPENS M.	20 - 16
DIAZ COPPENS M.	22 - 16
DIAZ COPPENS M.	22 - 18 KOBILICA D.
BATISTA PORTERO	23 - 18
BATISTA PORTERO	23 - 20 STEFANELLI I.

### LEGEND

%	Efficiency	6mP	6 metre Penalty	DGK	Direct Goalkeeper Goal	DR	Disqualification with Report
Fld	Field Goal	G / S	Goals / Shots	INF	In-Flight Goal	Pts	Points
RC	Red Cards	SPC	Specialist Goal	SPN	Spin Goal	SUS	Suspension



TUE 12 SEP 2023  
Start Time 18:00  
Game Duration: 00:41

## Results

### GRE 2 vs 0 POR (21-16) (25-24)

Referees: Stefano PIPITONE (ITA) Marilisa SARDISCO (ITA)

#### GRE - Greece

Players		Shots									Punishments		
No.	Name	Pts	G / S	%	Fld	SPC	INF	SPN	6mP	DGK	SUS	RC	DR
1	KEPESIDOU Magdalini												
3	POIMENIDOU Eleni												
4	PAPADOPOULOU Agni	1	1/2	50	1/1			0/1					
5	KALOUDI Anna Polyxeni										1	1	
11	MOURNOU Eleni	17	10/12	83	3/3		0/1	7/8					
12	NIKOLAOU Melpomeni												
15	TROCHIDOU Eleftheria-Aikaterin	14	7/9	78		7/9							
19	KOUKMISI Magdalini												
20	KEPESIDOU Nikolina		0/1	0					0/1				
88	MASTAKA Elisavet	14	7/7	100			6/6	1/1					
<b>Bench/Team</b>													
<b>Totals</b>		46	25/31	81	4/4	7/9	6/7	8/10	0/1		1	1	
No.	Name	S/S	%	F1	DG	SN	PS	SC	IN				

#### POR - Portugal

Players		Shots									Punishments		
No.	Name	Pts	G / S	%	Fld	SPC	INF	SPN	6mP	DGK	SUS	RC	DR
2	GONCALVES Sofia	12	6/10	60				6/10					
5	DELGADO Joana	2	1/2	50				1/2					
6	CORRO Helena										1		
7	MENDES Daniela	4	2/4	50		2/3		0/1					
9	MARQUES Maria	4	2/4	50				2/4					
10	OLIVEIRA Catarina												
11	REGO Sofia												
12	PINHO Sara	18	9/14	64				7/12	2/2				
14	TEIXEIRA Catarina												
20	ANTUNES Maria												
<b>Bench/Team</b>													
<b>Totals</b>		40	20/34	59		2/3		16/29	2/2		1		
No.	Name	S/S	%	F1	DG	SN	PS	SC	IN				



TUE 12 SEP 2023  
Start Time 18:00  
Game Duration: 00:41

## Results

### RUNNING SCORE

#### GRE - POR

1st Period		2nd Period	
TROCHIDOU E.	2 - 0	MASTAKA E.	2 - 0
MOURNOU E.	4 - 0		2 - 2 MENDES D.
MOURNOU E.	6 - 0		2 - 4 MENDES D.
	6 - 2 GONCALVES S.	MASTAKA E.	4 - 4
MASTAKA E.	8 - 2		4 - 6 PINHO S.
	8 - 4 PINHO S.	MOURNOU E.	6 - 6
MOURNOU E.	10 - 4	MASTAKA E.	8 - 6
	10 - 6 DELGADO J.		8 - 8 GONCALVES S.
TROCHIDOU E.	12 - 6	TROCHIDOU E.	10 - 8
	12 - 8 PINHO S.		10 - 10 GONCALVES S.
MOURNOU E.	14 - 8	MASTAKA E.	12 - 10
	14 - 10 PINHO S.		12 - 12 MARQUES M.
TROCHIDOU E.	16 - 10		12 - 14 PINHO S.
MASTAKA E.	18 - 10	TROCHIDOU E.	14 - 14
MOURNOU E.	19 - 10		14 - 16 PINHO S.
	19 - 12 GONCALVES S.		14 - 18 GONCALVES S.
MOURNOU E.	20 - 12	TROCHIDOU E.	16 - 18
	20 - 14 PINHO S.	MASTAKA E.	18 - 18
PAPADOPOULOU A.	21 - 14		18 - 20 GONCALVES S.
	21 - 16 PINHO S.		18 - 22 PINHO S.
		MOURNOU E.	20 - 22
			20 - 24 MARQUES M.
		TROCHIDOU E.	22 - 24
		MOURNOU E.	24 - 24
		MOURNOU E.	25 - 24

### LEGEND

%	Efficiency	6mP	6 metre Penalty	DGK	Direct Goalkeeper Goal	DR	Disqualification with Report
Fld	Field Goal	G / S	Goals / Shots	INF	In-Flight Goal	Pts	Points
RC	Red Cards	SPC	Specialist Goal	SPN	Spin Goal	SUS	Suspension



WED 13 SEP 2023  
Start Time 18:00  
Game Duration: 00:41

## Results

### ESP 2 vs 0 GRE (22-20) (23-20)

Referees: Dario RUPCIC (CRO) Ivica BOTINCAN (CRO)

#### ESP - Spain

No.	Name	Pts	Shots							Punishments				
			G / S	%	Fld	SPC	INF	SPN	6mP	DGK	SUS	RC	DR	
2	CAMARA HERAS Monica		0/1	0				0/1						
3	BATISTA PORTERO Maria Asuncion	7	4/7	57	1/1			1/2	1/3	1/1				
6	PRAT RIERA Remei													
11	SEMPERE AGULLO Miriam	2	1/1	100							1/1			
13	HERNANDEZ TORRICO Sara	18	9/10	90		9/9			0/1					
17	DIAZ GONZALEZ Alba	14	8/12	67	2/3				5/8	1/1				
21	QUILES VERA Paula													
25	GONZALEZ POUDEUREUX Violeta											1		
29	DIAZ COPPENS Malena	4	2/3	67					2/3					
77	SANCHEZ FLORENT													
<b>Bench/Team</b>														
<b>Totals</b>		45	24/34	71	3/4	9/9		1/3	8/15	2/2	1/1	1		
No.	Name	S/S	%	F1	DG	SN	PS	SC	IN					

#### GRE - Greece

No.	Name	Pts	Shots							Punishments				
			G / S	%	Fld	SPC	INF	SPN	6mP	DGK	SUS	RC	DR	
1	KEPESIDOU Magdalini		0/1	0						0/1				
3	POIMENIDOU Eleni										1			
4	PAPADOPOULOU Agni	6	3/7	43					3/7					
5	KALOUDI Anna Polyxeni										1			
11	MOURNOU Eleni	16	8/10	80					8/10					
12	NIKOLAOU Melpomeni													
15	TROCHIDOU Eleftheria-Aikaterin	6	3/4	75		3/4								
19	KOUKMISI Magdalini													
20	KEPESIDOU Nikolina	8	4/4	100					4/4					
88	MASTAKA Elisavet	4	2/5	40				2/5						
<b>Bench/Team</b>														
<b>Totals</b>		40	20/31	65		3/4		2/5	11/17	4/4	0/1	2		
No.	Name	S/S	%	F1	DG	SN	PS	SC	IN					



WED 13 SEP 2023  
Start Time 18:00  
Game Duration: 00:41

## Results

### RUNNING SCORE

#### ESP - GRE

1st Period		2nd Period	
0 - 2	TROCHIDOU E.	2 - 0	HERNANDEZ TORRI
2 - 2	HERNANDEZ TORRI	2 - 2	PAPADOPOULOU A.
2 - 4	MOURNOU E.	4 - 2	DIAZ GONZALEZ A
4 - 4	HERNANDEZ TORRI	4 - 4	KEPESIDOU N.
4 - 6	PAPADOPOULOU A.	6 - 4	HERNANDEZ TORRI
4 - 8	KEPESIDOU N.	8 - 4	HERNANDEZ TORRI
6 - 8	DIAZ GONZALEZ A	10 - 4	HERNANDEZ TORRI
8 - 8	DIAZ GONZALEZ A	10 - 6	MOURNOU E.
8 - 10	MOURNOU E.	10 - 8	TROCHIDOU E.
10 - 10	BATISTA PORTERO	12 - 8	SEMPERE AGULLO
10 - 12	KEPESIDOU N.	12 - 10	TROCHIDOU E.
12 - 12	HERNANDEZ TORRI	14 - 10	DIAZ COPPENS M.
14 - 12	DIAZ GONZALEZ A	14 - 12	MOURNOU E.
16 - 12	DIAZ GONZALEZ A	16 - 12	HERNANDEZ TORRI
16 - 14	MOURNOU E.	18 - 12	DIAZ COPPENS M.
18 - 14	DIAZ GONZALEZ A	18 - 14	PAPADOPOULOU A.
18 - 16	MASTAKA E.	18 - 16	MOURNOU E.
20 - 16	BATISTA PORTERO	20 - 16	HERNANDEZ TORRI
21 - 16	BATISTA PORTERO	22 - 16	BATISTA PORTERO
21 - 18	MOURNOU E.	22 - 18	KEPESIDOU N.
22 - 18	DIAZ GONZALEZ A	23 - 18	DIAZ GONZALEZ A
22 - 20	MOURNOU E.	23 - 20	MASTAKA E.

### LEGEND

%	Efficiency	6mP	6 metre Penalty	DGK	Direct Goalkeeper Goal	DR	Disqualification with Report
Fld	Field Goal	G / S	Goals / Shots	INF	In-Flight Goal	Pts	Points
RC	Red Cards	SPC	Specialist Goal	SPN	Spin Goal	SUS	Suspension



WED 13 SEP 2023  
Start Time 16:00  
Game Duration: 00:18

## Results

### ITA 0 vs 2 POR (16-24) (12-20)

Referees: Nikoletta VELANI (GRE) Sevasti BRAMOU (GRE)

#### ITA - Italy

Players		Pts	Shots							Punishments			
No.	Name		G / S	%	Fld	SPC	INF	SPN	6mP	DGK	SUS	RC	DR
1	FERRARI Elisa												
2	BERTOLINO Nila		0/1	0					0/1				
3	TISATO Matilde									1			
4	DJIOGAP NOUMEDEM Carelle	6	3/3	100		3/3							
5	DALLA COSTA Ilaria	2	1/4	25		1/4							
6	STEFANELLI Irene	2	1/2	50		1/2							
7	KOBILICA Diana	6	3/8	38				3/8					
8	VEGNI Violetta	4	2/2	100			1/1	1/1					
9	LUCARINI Giovanna	6	3/4	75				1/2	2/2				
10	LAURETTI MATOS Cyrielle Paola	2	1/5	20				1/5					
<b>Bench/Team</b>													
<b>Totals</b>		28	14/29	48		5/9	1/1	6/16	2/2	0/1	1		
No.	Name	S/S	%	F1	DG	SN	PS	SC	IN				

#### POR - Portugal

Players		Pts	Shots							Punishments			
No.	Name		G / S	%	Fld	SPC	INF	SPN	6mP	DGK	SUS	RC	DR
2	GONCALVES Sofia	4	2/6	33			2/6						
5	DELGADO Joana	8	4/5	80			3/4	1/1					
6	CORRO Helena		0/1	0	0/1					1			
7	MENDES Daniela	10	5/8	63		5/8							
9	MARQUES Maria	2	1/2	50			1/2						
10	OLIVEIRA Catarina									1			
11	REGO Sofia		0/1	0					0/1				
12	PINHO Sara	20	10/10	100			9/9	1/1					
14	TEIXEIRA Catarina												
20	ANTUNES Maria												
<b>Bench/Team</b>													
<b>Totals</b>		44	22/33	67	0/1	5/8	3/4	13/18	1/1	0/1	2		
No.	Name	S/S	%	F1	DG	SN	PS	SC	IN				



WED 13 SEP 2023  
Start Time 16:00  
Game Duration: 00:18

## Results

### RUNNING SCORE

1st Period		2nd Period	
	<b>0 - 2</b> GONCALVES S.		<b>0 - 2</b> DELGADO J.
KOBILICA D.	<b>2 - 2</b>	STEFANELLI I.	<b>2 - 2</b>
	<b>2 - 4</b> PINHO S.		<b>2 - 4</b> PINHO S.
LUCARINI G.	<b>4 - 4</b>		<b>2 - 6</b> MENDES D.
	<b>4 - 6</b> MENDES D.	LUCARINI G.	<b>4 - 6</b>
KOBILICA D.	<b>6 - 6</b>		<b>4 - 8</b> PINHO S.
	<b>6 - 8</b> PINHO S.		<b>4 - 10</b> PINHO S.
	<b>6 - 10</b> PINHO S.		<b>4 - 12</b> DELGADO J.
LUCARINI G.	<b>8 - 10</b>	DJIOGAP NOUMEDE	<b>6 - 12</b>
	<b>8 - 12</b> PINHO S.		<b>6 - 14</b> MENDES D.
LAURETTI MATOS	<b>10 - 12</b>	DJIOGAP NOUMEDE	<b>8 - 14</b>
	<b>10 - 14</b> MENDES D.		<b>8 - 16</b> DELGADO J.
	<b>10 - 16</b> MARQUES M.		<b>8 - 18</b> GONCALVES S.
	<b>10 - 18</b> PINHO S.	VEGNI V.	<b>10 - 18</b>
DALLA COSTA I.	<b>12 - 18</b>		<b>10 - 20</b> PINHO S.
	<b>12 - 20</b> MENDES D.	DJIOGAP NOUMEDE	<b>12 - 20</b>
VEGNI V.	<b>14 - 20</b>		
	<b>14 - 22</b> PINHO S.		
KOBILICA D.	<b>16 - 22</b>		
	<b>16 - 24</b> DELGADO J.		

### LEGEND

%	Efficiency	6mP	6 metre Penalty	DGK	Direct Goalkeeper Goal	DR	Disqualification with Report
Fld	Field Goal	G / S	Goals / Shots	INF	In-Flight Goal	Pts	Points
RC	Red Cards	SPC	Specialist Goal	SPN	Spin Goal	SUS	Suspension





## Medallists

As of WED 13 SEP 2023 at 19:35

Gold	Silver	Bronze
<b>CRO - Croatia</b>	<b>ITA - Italy</b>	<b>ESP - Spain</b>
1 TERIHAIJ Jan	1 ILIC Ivan	1 DONDERIS VEGAS Carlos
3 LAUS Tomislav	2 POSTOGNA Thomas	3 TOURE JABBY Elhji
4 FABEK Antonio	3 ARENA Luigi	4 MIRANDA SIRVENT Antoine
5 JURIC Ivan	4 BALOGH SEDDA Nicolas Carlos	6 MARTIN RUIZ Pablo
6 MLINARIC Filip	5 D'ATTIS Alessio	7 VENEGAS RODRIGUEZ Sergio Jose
10 CVJETICANIN Fran	6 MAZZANTI Gregorio	10 ORTOLA LOPEZ Adria
15 KLARIC Noa	7 DIEGUEZ Nicolas	16 GONZALEZ COBO Carlos
16 JAKELJIC Matej	8 NOTARANGELO Davide	19 HIDALGO TORRECILLA Adrian
27 LUCIC Sebastian	9 BELTRAMI Marco	24 DELGADO SANCHEZ Javier
36 BABIC Stjepan	10 MITTERRUTZNER Christian	



## Team Roster

As of SAT 9 SEP 2023 at 08:58

### CRO - Croatia

No.	Name	Uniform Name	Pos	Height m/ ft in	Weight kg / lbs	Date of Birth	Age	Club
1	TERIHAJ Jan	TERIHAJ				12 JUL 2006	17	RK Dubrava
3	LAUS Tomislav	LAUS				5 APR 1988	35	MRK Zapresic
4	FABEK Antonio	FABEK				6 DEC 2004	18	MRK Zapresic
5	JURIC Ivan	JURIC				16 DEC 1986	36	MRK Zapresic
6	MLINARIC Filip	MLINARIC				16 MAR 2007	16	
10	CVJETICANIN Fran	CVJETICANIN				12 JUN 2005	18	MRK Sesvete
15	KLARIC Noa	KLARIC				11 NOV 2006	16	RK Rugvica
16	JAKELJIC Matej	JAKELJIC				5 FEB 1995	28	RK Solin
27	LUCIC Sebastian	LUCIC				15 DEC 2001	21	RK Rudar Labin
36	BABIC Stjepan	BABIC				3 DEC 1997	25	RK Trnje
Team averages							23.0	

#### Uniform Color (Shirts - Shorts)

1st	Blue	Blue
2nd	Red	Blue
3rd	White	Blue

Team Official	PARADZIK Mladen
Team Official	TARAS Ante
Team Official	KRUSELJ Goran
Team Official	OSTOIC Sinisa

#### LEGEND

D	Defender	GK	Goalkeeper	L	Left Hand	LW	Left Wing
No.	Uniform Number	P	Pivot	R	Right Hand	RW	Right Wing
SPC	Specialist						



## Team Roster

As of SAT 9 SEP 2023 at 08:58

### CYP - Cyprus

No.	Name	Uniform Name	Pos	Height m/ ft in	Weight kg / lbs	Date of Birth	Age	Club	
1	CHARALAMBOUS Konstantinos	CHARALAMBOUS				12 OCT 1989	33	CYPRUS NOC	
2	LYRAS Michalis	LYRAS				22 MAY 1992	31	CYPRUS NOC	
3	IOANNIDES Ioannis	IOANNIDES				24 NOV 1992	30	CYPRUS NOC	
4	SCHODDER Nicolas	SCHODDER				22 APR 1996	27	CYPRUS NOC	
5	KRITIKOS Georgios Ioannis	KRITIKOS				13 NOV 2000	22	CYPRUS NOC	
6	PAPATRYFONOS Charalambos	PAPATRYFONOS				5 OCT 1987	35	CYPRUS NOC	
7	PETROS Poupas	PETROS				18 OCT 1991	31	CYPRUS NOC	
8	STYLIANOU Andreas	STYLIANOU				20 JAN 1986	37	CYPRUS NOC	
9	VORKAS Kyriakos	VORKAS				20 MAY 1985	38	CYPRUS NOC	
10	STEFANOU Stefanos	STEFANOU				5 OCT 1987	35	CYPRUS NOC	
<b>Team averages</b>								31.9	

Head Coach

SOFLOCLEUS Andreas

#### LEGEND

D	Defender	GK	Goalkeeper	L	Left Hand	LW	Left Wing
No.	Uniform Number	P	Pivot	R	Right Hand	RW	Right Wing
SPC	Specialist						



## Team Roster

As of SAT 9 SEP 2023 at 08:58

### ESP - Spain

No.	Name	Uniform Name	Pos	Height m/ ft in	Weight kg / lbs	Date of Birth	Age	Club	
1	DONDERIS VEGAS Carlos	DONDERIS VEGAS				18 JUL 1992	31	BM PLAYA PARLA	
3	TOURE JABBY Elhji	TOURE JABBY				28 MAY 1988	35	CALELLA ALKOPPOS	
4	MIRANDA SIRVENT Antoine	MIRANDA SIRVENT				1 NOV 2003	19	CBMP MARAVILLAS	
6	MARTIN RUIZ Pablo	MARTIN RUIZ				5 JAN 2001	22	CBMP CIUDAD DE MALAGA	
7	VENEGAS RODRIGUEZ Sergio Jose	VENEGAS RODRIGUEZ				21 APR 2001	22	BM PLAYA LEPE	
10	ORTOLA LOPEZ Adria	ORTOLA LOPEZ				14 JUL 1995	28	BM PLAYA LEPE	
16	GONZALEZ COBO Carlos	GONZALEZ COBO				8 JUL 1991	32	CBMP Rayito Salinero	
19	HIDALGO TORRECILLA Adrian	HIDALGO TORRECILLA				2 APR 2004	19	CBMP CIUDAD DE MALAGA	
24	DELGADO SANCHEZ Javier	DELGADO SANCHEZ				9 APR 2000	23	BM PLAYA PARLA	
<b>Team averages</b>								25.7	

#### Uniform Color (Shirts - Shorts)

1st	Red	Blue
2nd	Blue	Blue
3rd	Gray	

Team Official	RUGDA ROMAN Miguel Cristobal
Team Official	SANCHEZ MALIA Jose Miguel
Team Official	CALVILLO RODA Jose Maria
Team Official	RODRIGUEZ GARCIA Estefania

#### LEGEND

D	Defender	GK	Goalkeeper	L	Left Hand	LW	Left Wing
No.	Uniform Number	P	Pivot	R	Right Hand	RW	Right Wing
SPC	Specialist						



## Team Roster

As of SAT 9 SEP 2023 at 08:58

### GRE - Greece

No.	Name	Uniform Name	Pos	Height m/ ft in	Weight kg / lbs	Date of Birth	Age	Club
3	BOUMPOULENTRAS Athanasios	BOUMPOULENTRAS				28 JUL 1994	29	NOC Greece
6	GOURGOMIS Konstantinos	GOURGOMIS				13 SEP 1983	39	NOC Greece
7	MARINOS Nikolaos	MARINOS				29 AUG 2004	19	NOC Greece
9	KOTSAMARIKOGLOU Ioannis	KOTSAMARIKOGLOU				21 APR 1989	34	NOC Greece
11	THEODOROU Konstantinos	THEODOROU				11 AUG 1987	36	NOC Greece
12	PAPADOPOULOS Angelos	PAPADOPOULOS				12 JAN 1995	28	NOC Greece
13	NAKOS Tilemachos	NAKOS				5 JUN 1999	24	NOC Greece
14	PAPADOPOULOS Dimitrios	PAPADOPOULOS				30 AUG 2004	19	NOC Greece
16	GEORGIU Kanellos	GEORGIU				22 APR 1977	46	NOC Greece
18	KOLEZAKIS Emmanouil	KOLEZAKIS				27 JUN 2004	19	NOC Greece
<b>Team averages</b>							29.3	

#### Uniform Color (Shirts - Shorts)

1st	Blue	Blue
2nd	Yellow	Blue
3rd	White	

Head Coach	LAZARIDIS Ioannis
Team Official	TSAMTSAS Georgios
Team Official	POULIANITIS Georgios

#### LEGEND

D	Defender	GK	Goalkeeper	L	Left Hand	LW	Left Wing
No.	Uniform Number	P	Pivot	R	Right Hand	RW	Right Wing
SPC	Specialist						



## Team Roster

As of SAT 9 SEP 2023 at 08:58

### ITA - Italy

No.	Name	Uniform Name	Pos	Height m/ ft in	Weight kg / lbs	Date of Birth	Age	Club
1	ILIC Ivan	ILIC				9 APR 1983	40	Cassano Magnago
2	POSTOGNA Thomas	POSTOGNA				19 APR 1993	30	Trieste
3	ARENA Luigi	ARENA				10 FEB 2003	20	HC Fondi
4	BALOGH SEDDA Nicolas Carlos	BALOGH SEDDA				3 FEB 1992	31	Ferrarin
5	D'ATTIS Alessio	D'ATTIS				17 AUG 1989	34	HB Monaco
6	MAZZANTI Gregorio	MAZZANTI				11 JUN 2000	23	Romagna HB
7	DIEGUEZ Nicolas	DIEGUEZ				26 APR 2000	23	Dossobuono
8	NOTARANGELO Davide	NOTARANGELO				7 APR 2000	23	Fasano
9	BELTRAMI Marco	BELTRAMI				29 SEP 1992	30	Carpi
10	MITTERRUTZNER Christian	MITTERRUTZNER				24 JAN 2001	22	Brixen
<b>Team averages</b>							27.6	

#### Uniform Color (Shirts - Shorts)

1st	Blue	White
2nd	Red	Blue
3rd	Green	White

Head Coach	MAIONE Pasquale
Assistant Coach	LARA COBOS Daniel
Medical Officer	GIUFFRIDA Francesco
Team Manager	SECA Silvano

#### LEGEND

D	Defender	GK	Goalkeeper	L	Left Hand	LW	Left Wing
No.	Uniform Number	P	Pivot	R	Right Hand	RW	Right Wing
SPC	Specialist						



## Team Roster

As of SAT 9 SEP 2023 at 08:58

### KOS - Kosovo

No.	Name	Uniform Name	Pos	Height m/ ft in	Weight kg / lbs	Date of Birth	Age	Club
1	DUGOLLI Dardan	DUGOLLI				18 DEC 1997	25	KH Kastrioti
2	BAJRAMI Gent	BAJRAMI				18 NOV 2004	18	KH Prishtina
3	BRAHIMI Gentrit	BRAHIMI				16 FEB 2001	22	KH Kastrioti
4	HALILI Ardi	HALILI				21 MAR 2000	23	KH Vllaznimi
5	QERIMI Erblin	QERIMI				18 AUG 1997	26	KH Vjosa
6	REXHA Florian	REXHA				29 NOV 2001	21	KH Decani
7	TERZIQI Kapllan	TERZIQI				7 OCT 1996	26	KH Trepca
8	KULETA Enis	KULETA				17 APR 2001	22	KH Prishtina
9	NEZIRI Arber	NEZIRI				5 MAR 2000	23	KH Decani
12	KORO Muhammed	KORO				16 NOV 1997	25	KH Prishtina
Team averages							23.1	

#### Uniform Color (Shirts - Shorts)

1st	Green	White
2nd	Red	Blue
3rd	White	

Head Coach	VETON Hajrizi
Physiotherapist	FATLIND Maras
Team Manager	MUHAMET Arifi

#### LEGEND

D	Defender	GK	Goalkeeper	L	Left Hand	LW	Left Wing
No.	Uniform Number	P	Pivot	R	Right Hand	RW	Right Wing
SPC	Specialist						



## Team Roster

As of SAT 9 SEP 2023 at 08:58

### MAR - Morocco

No.	Name	Uniform Name	Pos	Height m/ ft in	Weight kg / lbs	Date of Birth	Age	Club
2	FLISS Achraf	FLISS				28 SEP 1996	26	Maroc
3	HAMED Mohamed Rachid	HAMED				23 DEC 1984	38	Maroc
4	EL HAMD AOUI Abdelhakim	EL HAMD AOUI				26 APR 2000	23	Maroc
5	EL HAKIMY Hicham	EL HAKIMY				5 DEC 1989	33	Maroc
7	EL HARTI Hicham	EL HARTI				19 NOV 1996	26	Maroc
8	EL GUENS Mohamed	EL GUENS				29 AUG 1994	29	Maroc
19	EL MTOUNI EI Mehdi	EL MTOUNI				1 JUL 1998	25	Maroc
94	ISMAILI ALAOUI Mehdi	ISMAILI ALAOUI				4 JAN 1992	31	Maroc
98	LAGHRIDAT Said	LAGHRIDAT				13 NOV 1986	36	MAROC
99	OUAALI Jamal	OUAALI				14 NOV 1999	23	Maroc
<b>Team averages</b>							29.0	

#### Uniform Color (Shirts - Shorts)

1st	Red	Red
2nd	White	White
3rd	Yellow	Yellow

Head Coach **EL MOUFAKIR Khalid**  
Assistant Coach **ANNAB Abdelmalek**

#### LEGEND

D	Defender	GK	Goalkeeper	L	Left Hand	LW	Left Wing
No.	Uniform Number	P	Pivot	R	Right Hand	RW	Right Wing
SPC	Specialist						





## Team Roster

As of SAT 9 SEP 2023 at 08:58

### TUN - Tunisia

No.	Name	Uniform Name	Pos	Height m/ ft in	Weight kg / lbs	Date of Birth	Age	Club
10	CHLAGOU Hazem	CHLAGOU				22 APR 1998	25	EZZAHRA HANDBALL
11	SFAR Ahmed	SFAR				23 MAR 1991	32	EL MENZAH SPORT
19	CHETIOUI Marwen	CHETIOUI				22 NOV 1986	36	Association Sportive Zaouiet Jedidi
21	OUJI Nessim	OUJI				11 DEC 1995	27	ASMB
23	FALLAH Hamza	FALLAH				9 JUL 1998	25	EZZAHRA HANDBALL
33	TOUZI Aimen	TOUZI				14 JUL 1984	39	Association Sportive Zaouiet Jedidi
84	ELABED Achraf	ELABED				26 JUL 1984	39	MIHALICCIK SPOR KULUBU
86	MAAOUIA Mohamed	MAAOUIA				7 MAR 1986	37	Association Sportive Zaouiet Jedidi
88	SOUISSI Marwane	SOUISSI				21 JUN 1988	35	BSBK
99	BEN MIDA Mohamed Khalil	BEN MIDA				29 SEP 1994	28	STADE TUNISIEN
<b>Team averages</b>							32.3	

#### Uniform Color (Shirts - Shorts)

1st	Blue	Blue
2nd	Red	Red
3rd	White	White

Head Coach	TABBOUBI Mohamed
Physiotherapist	BEN MESSAOUD Nour
Team Official	GUENAU Hana

#### LEGEND

D	Defender	GK	Goalkeeper	L	Left Hand	LW	Left Wing
No.	Uniform Number	P	Pivot	R	Right Hand	RW	Right Wing
SPC	Specialist						



## Final Standings

As of WED 13 SEP 2023 at 19:34

Medal	Rank	Team
Gold	1	CRO - Croatia
Silver	2	ITA - Italy
Bronze	3	ESP - Spain
	4	CYP - Cyprus
	5	TUN - Tunisia
	6	GRE - Greece
	7	MAR - Morocco
	8	KOS - Kosovo



## Pool standings

As of SUN 10 SEP 2023 at 20:23

Group A					Matches			Periods			Goals				
Rank		CRO	ITA	CYP	KOS	Played	Won	Lost	Won	Lost	Diff.	For	Agains	Diff.	Class. Point
1	CRO	---	2 - 1	2 - 0	2 - 0	3	3	0	6	1	5	152	90	62	6
2	ITA	1 - 2	---	2 - 0	2 - 0	3	2	1	5	2	3	152	112	40	4
3	CYP	0 - 2	0 - 2	---	2 - 0	3	1	2	2	4	-2	98	122	-24	2
4	KOS	0 - 2	0 - 2	0 - 2	---	3	0	3	0	6	-6	68	146	-78	0

Group B					Matches			Periods			Goals				
Rank		ESP	GRE	TUN	MAR	Played	Won	Lost	Won	Lost	Diff.	For	Agains	Diff.	Class. Point
1	ESP	---	2 - 0	2 - 0	2 - 0	3	3	0	6	0	6	136	98	38	6
2	GRE	0 - 2	---	2 - 1	2 - 1	3	2	1	4	4	0	106	123	-17	4
3	TUN	0 - 2	1 - 2	---	2 - 1	3	1	2	3	5	-2	112	119	-7	2
4	MAR	0 - 2	1 - 2	1 - 2	---	3	0	3	2	6	-4	108	122	-14	0

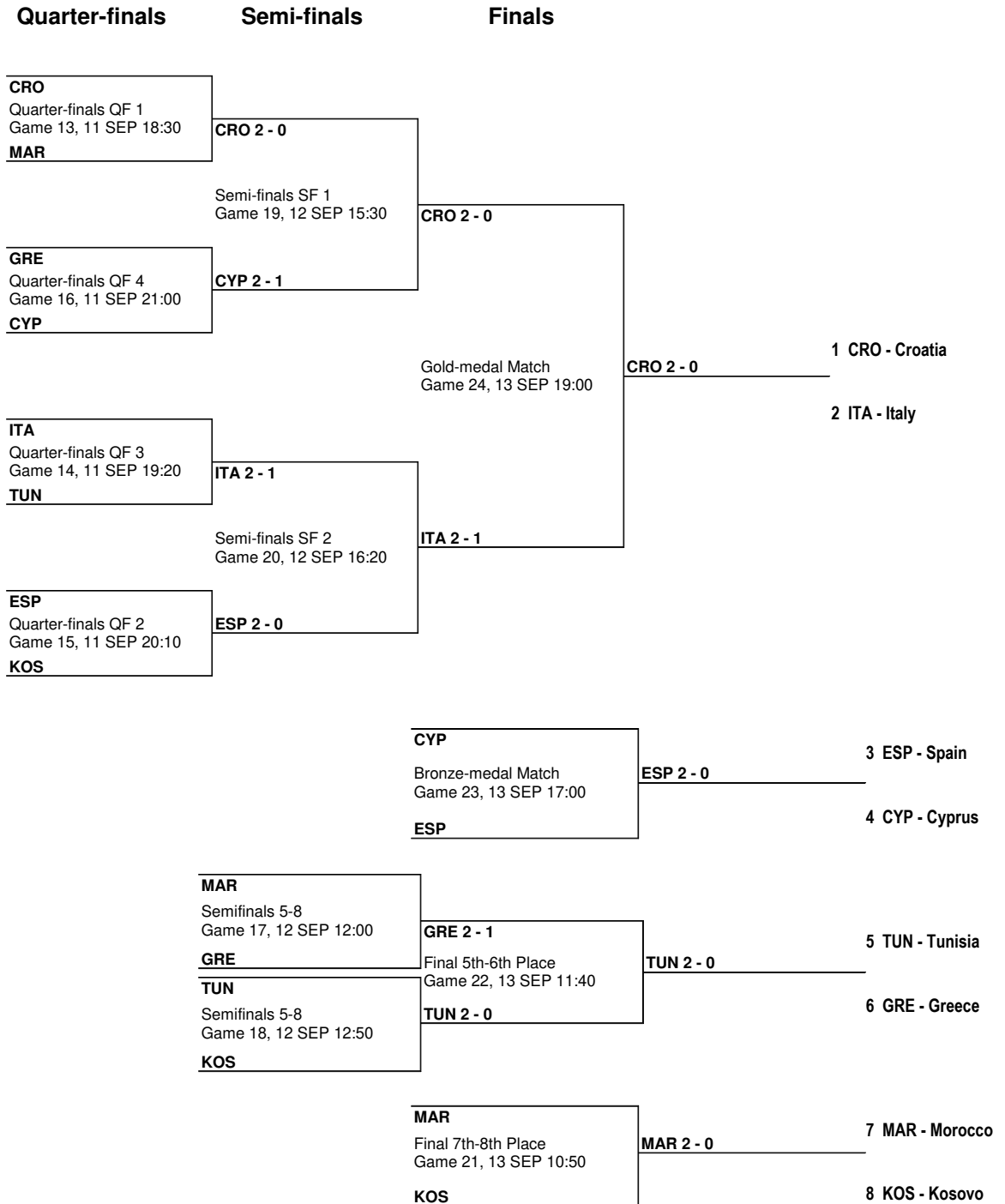
## Match Results

Date	Start	Phase	Match	Teams	1st P	2nd P	PSO	Result
SAT 9 SEP	15:00	Preliminary Group A	1	CRO - CYP	24-10	14-10		2 - 0
	15:00	Preliminary Group A	2	ITA - KOS	22-12	22-10		2 - 0
	15:50	Preliminary Group B	7	GRE - TUN	14-18	16-14	3-2	2 - 1
	15:50	Preliminary Group B	8	MAR - ESP	14-17	16-22		0 - 2
SUN 10 SEP	10:00	Preliminary Group B	9	ESP - GRE	23-14	26-16		2 - 0
	10:00	Preliminary Group B	10	TUN - MAR	18-20	17-14	5-4	2 - 1
	12:30	Preliminary Group A	3	CYP - ITA	16-30	16-30		0 - 2
	12:30	Preliminary Group A	4	KOS - CRO	10-30	12-26		0 - 2
	17:00	Preliminary Group B	11	GRE - MAR	20-18	13-14	10-8	2 - 1
	17:00	Preliminary Group B	12	TUN - ESP	20-25	18-23		0 - 2
	18:40	Preliminary Group A	6	CYP - KOS	20-11	26-13		2 - 0
	19:30	Preliminary Group A	5	CRO - ITA	18-20	31-24	9-4	2 - 1



## Brackets

As of WED 13 SEP 2023 at 19:35





SAT 9 SEP 2023  
Start Time 15:00  
Game Duration: 00:34

## Results

### CRO 2 vs 0 CYP (24-10) (14-10)

Referees: Antonio Daniel GUEDES OLIVEIRA (POR) Rui Filipe SIMOES DE ALMEIDA (POR)

#### CRO - Croatia

Players		Shots									Punishments		
No.	Name	Pts	G / S	%	Fld	SPC	INF	SPN	6mP	DGK	SUS	RC	DR
1	TERIHAIJ Jan												
3	LAUS Tomislav		0/1	0		0/1					1		
4	FABEK Antonio	12	6/11	55				6/11					
5	JURIC Ivan	8	4/4	100				1/1	3/3				
6	MLINARIC Filip	4	2/5	40		2/4			0/1				
10	CVJETICANIN Fran												
15	KLARIC Noa		0/1	0						0/1			
16	JAKELJIC Matej	11	6/8	75	1/1			5/7					
27	LUCIC Sebastian	3	2/3	67	1/1		0/1	1/1			1		
36	BABIC Stjepan		0/2	0		0/1		0/1					
<b>Bench/Team</b>													
<b>Totals</b>		38	20/35	57	2/2	2/6	0/1	13/21	3/4	0/1	2		
No.	Name	S/S	%	F1	DG	SN	PS	SC	IN				

#### CYP - Cyprus

Players		Shots									Punishments		
No.	Name	Pts	G / S	%	Fld	SPC	INF	SPN	6mP	DGK	SUS	RC	DR
1	CHARALAMBOUS Konstantinos	4	2/4	50				2/4					
2	LYRAS Michalis		4/5	80			1/1	3/4					
3	IOANNIDES Ioannis	2	1/1	100				1/1					
4	SCHODDER Nicolas	2	1/4	25				1/4					
5	KRITIKOS Georgios Ioannis		0/2	0				0/2					
6	PAPATRYFONOS Charalambos	4	2/3	67			1/2		1/1				
7	PETROS Poupas										1		
8	STYLIANOU Andreas												
9	VORKAS Kyriakos												
10	STEFANOU Stefanos		0/1	0		0/1							
<b>Bench/Team</b>													
<b>Totals</b>		20	10/20	50		0/1	2/3	7/15	1/1		1		
No.	Name	S/S	%	F1	DG	SN	PS	SC	IN				



SAT 9 SEP 2023  
Start Time 15:00  
Game Duration: 00:34

## Results

### RUNNING SCORE

#### CRO - CYP

1st Period	
JURIC I.	2 - 0
LUCIC S.	4 - 0
MLINARIC F.	6 - 0
6 - 2	PAPATRYFONOS C.
FABEK A.	8 - 2
FABEK A.	10 - 2
10 - 4	LYRAS M.
JAKELJIC M.	12 - 4
FABEK A.	14 - 4
LUCIC S.	15 - 4
JAKELJIC M.	17 - 4
17 - 6	LYRAS M.
JAKELJIC M.	18 - 6
18 - 8	PAPATRYFONOS C.
JAKELJIC M.	20 - 8
JAKELJIC M.	22 - 8
22 - 10	IOANNIDES I.
JURIC I.	24 - 10

2nd Period	
FABEK A.	2 - 0
FABEK A.	4 - 0
FABEK A.	6 - 0
6 - 2	SCHODDER N.
JURIC I.	8 - 2
8 - 4	CHARALAMBOUS K.
8 - 6	LYRAS M.
MLINARIC F.	10 - 6
10 - 8	LYRAS M.
JURIC I.	12 - 8
12 - 10	CHARALAMBOUS K.
JAKELJIC M.	14 - 10

### LEGEND

%	Efficiency	6mP	6 metre Penalty	DGK	Direct Goalkeeper Goal	DR	Disqualification with Report
Fld	Field Goal	G / S	Goals / Shots	INF	In-Flight Goal	Pts	Points
RC	Red Cards	SPC	Specialist Goal	SPN	Spin Goal	SUS	Suspension



SAT 9 SEP 2023  
Start Time 15:00  
Game Duration: 00:36

## Results

### ITA 2 vs 0 KOS (22-12) (22-10)

Referees: Hicham MOGHALLI (MAR) Samir DKAKI (MAR)

#### ITA - Italy

Players		Shots									Punishments		
No.	Name	Pts	G / S	%	Fld	SPC	INF	SPN	6mP	DGK	SUS	RC	DR
1	ILIC Ivan		0/1	0		0/1							
2	POSTOGNA Thomas												
3	ARENA Luigi	10	5/10	50		4/9			1/1				
4	BALOGH SEDDA Nicolas Carlos	10	5/6	83			4/5		1/1		1		
5	D'ATTIS Alessio	6	3/5	60		2/3		0/1	1/1				
6	MAZZANTI Gregorio	2	1/1	100			1/1				1		
7	DIEGUEZ Nicolas												
8	NOTARANGELO Davide	12	6/8	75				6/8					
9	BELTRAMI Marco	2	1/2	50					1/2				
10	MITTERRUTZNER Christian	2	1/2	50				1/2					
<b>Bench/Team</b>													
<b>Totals</b>		44	22/35	63		6/13	5/6	7/11	4/5		2		
No.	Name	S/S	%	F1	DG	SN	PS	SC	IN				

#### KOS - Kosovo

Players		Shots									Punishments		
No.	Name	Pts	G / S	%	Fld	SPC	INF	SPN	6mP	DGK	SUS	RC	DR
1	DUGOLLI Dardan						0/1				1		
2	BAJRAMI Gent		0/1	0							1		
3	BRAHIMI Gentry	4	2/4	50				2/4					
4	HALILI Ardi	4	2/6	33			0/1	2/5					
5	QERIMI Erblin												
6	REXHA Florian	4	2/7	29		0/3		2/4			1		
7	TERZIQLI Kapllan	2	1/1	100					1/1				
8	KULETA Enis	6	3/9	33				3/9					
9	NEZIRI Arber										1	1	
12	KORO Muhammed	2	1/1	100						1/1			
<b>Bench/Team</b>													
<b>Totals</b>		22	11/29	38		0/3	0/2	9/22	1/1	1/1	4	1	
No.	Name	S/S	%	F1	DG	SN	PS	SC	IN				



SAT 9 SEP 2023  
Start Time 15:00  
Game Duration: 00:36

## Results

### RUNNING SCORE

#### ITA - KOS

1st Period		2nd Period	
BALOGH SEDDA N.	2 - 0	NOTARANGELO D.	2 - 0
	2 - 2 HALILI A.	BELTRAMI M.	4 - 0
	2 - 4 KULETA E.	ARENA L.	6 - 0
D'ATTIS A.	4 - 4	ARENA L.	8 - 0
	4 - 6 TERZIQUI K.	MAZZANTI G.	10 - 0
MITTERRUTZNER C.	6 - 6		10 - 2 BRAHIMI G.
ARENA L.	8 - 6	ARENA L.	12 - 2
	8 - 8 HALILI A.		12 - 4 REXHA F.
	8 - 10 KULETA E.	ARENA L.	14 - 4
NOTARANGELO D.	10 - 10		14 - 6 REXHA F.
D'ATTIS A.	12 - 10	BALOGH SEDDA N.	16 - 6
NOTARANGELO D.	14 - 10	D'ATTIS A.	18 - 6
	14 - 12 KULETA E.	NOTARANGELO D.	20 - 6
NOTARANGELO D.	16 - 12		20 - 8 BRAHIMI G.
BALOGH SEDDA N.	18 - 12		20 - 10 KORO M.
BALOGH SEDDA N.	20 - 12	NOTARANGELO D.	22 - 10
BALOGH SEDDA N.	22 - 12		

### LEGEND

%	Efficiency	6mP	6 metre Penalty	DGK	Direct Goalkeeper Goal	DR	Disqualification with Report
Fld	Field Goal	G / S	Goals / Shots	INF	In-Flight Goal	Pts	Points
RC	Red Cards	SPC	Specialist Goal	SPN	Spin Goal	SUS	Suspension





SUN 10 SEP 2023  
Start Time 12:30  
Game Duration: 00:41

## Results

### CYP 0 vs 2 ITA (16-30) (16-30)

Referees: Dario RUPCIC (CRO) Ivica BOTINCAN (CRO)

#### CYP - Cyprus

Players		Shots									Punishments		
No.	Name	Pts	G / S	%	Fld	SPC	INF	SPN	6mP	DGK	SUS	RC	DR
1	CHARALAMBOUS Konstantinos	8	4/7	57			1/1	3/5	0/1		1		
2	LYRAS Michalis	4	2/5	40			0/1	2/4					
3	IOANNIDES Ioannis	2	1/2	50				1/1	0/1				
4	SCHODDER Nicolas	6	3/4	75				3/4					
5	KRITIKOS Georgios Ioannis	2	1/1	100		1/1							
6	PAPATRYFONOS Charalambos	6	3/4	75			1/1	1/1	1/2				
7	PETROS Poupas												
8	STYLIANOU Andreas		0/1	0						0/1			
9	VORKAS Kyriakos	2	1/1	100					1/1				
10	STEFANOY Stefanos	2	1/2	50		1/1			0/1				
<b>Bench/Team</b>													
<b>Totals</b>		32	16/27	59		2/2	2/3	10/15	2/6	0/1	1		
No.	Name	S/S	%	F1	DG	SN	PS	SC	IN				

#### ITA - Italy

Players		Shots									Punishments		
No.	Name	Pts	G / S	%	Fld	SPC	INF	SPN	6mP	DGK	SUS	RC	DR
1	ILIC Ivan	6	3/3	100						3/3			
2	POSTOGNA Thomas										1		
3	ARENA Luigi	6	3/3	100		2/2			1/1				
4	BALOGH SEDDA Nicolas Carlos	4	2/2	100			1/1	1/1					
5	D'ATTIS Alessio	2	1/1	100		1/1							
6	MAZZANTI Gregorio										1		
7	DIEGUEZ Nicolas	18	9/10	90			4/4	5/6					
8	NOTARANGELO Davide	12	6/8	75		1/1		5/7					
9	BELTRAMI Marco										1	1	
10	MITTERRUTZNER Christian	12	6/6	100				6/6					
<b>Bench/Team</b>													
<b>Totals</b>		60	30/33	91		4/4	5/5	17/20	1/1	3/3	3	1	
No.	Name	S/S	%	F1	DG	SN	PS	SC	IN				



SUN 10 SEP 2023  
Start Time 12:30  
Game Duration: 00:41

## Results

### RUNNING SCORE

#### CYP - ITA

1st Period		2nd Period	
0 - 2	NOTARANGELO D.	0 - 2	NOTARANGELO D.
SCHODDER N. 2 - 2		0 - 4	ILIC I.
2 - 4	MITTERRUTZNER C	PAPATRYFONOS C. 2 - 4	
2 - 6	DIEGUEZ N.	2 - 6	ARENA L.
2 - 8	DIEGUEZ N.	2 - 8	BALOGH SEDDA N.
LYRAS M. 4 - 8		2 - 10	ILIC I.
4 - 10	ARENA L.	2 - 12	BALOGH SEDDA N.
4 - 12	NOTARANGELO D.	2 - 14	ARENA L.
LYRAS M. 6 - 12		2 - 16	ILIC I.
6 - 14	DIEGUEZ N.	STEFANOUS S. 4 - 16	
6 - 16	DIEGUEZ N.	VORKAS K. 6 - 16	
KRITIKOS G. 8 - 16		6 - 18	DIEGUEZ N.
8 - 18	MITTERRUTZNER C	SCHODDER N. 8 - 18	
IOANNIDES I. 10 - 18		8 - 20	MITTERRUTZNER C
10 - 20	D'ATTIS A.	SCHODDER N. 10 - 20	
10 - 22	MITTERRUTZNER C	10 - 22	DIEGUEZ N.
CHARALAMBOUS K. 12 - 22		10 - 24	DIEGUEZ N.
12 - 24	NOTARANGELO D.	10 - 26	DIEGUEZ N.
PAPATRYFONOS C. 14 - 24		CHARALAMBOUS K. 12 - 26	
14 - 26	NOTARANGELO D.	12 - 28	MITTERRUTZNER C
14 - 28	DIEGUEZ N.	CHARALAMBOUS K. 14 - 28	
14 - 30	MITTERRUTZNER C	14 - 30	NOTARANGELO D.
PAPATRYFONOS C. 16 - 30		CHARALAMBOUS K. 16 - 30	

### LEGEND

%	Efficiency	6mP	6 metre Penalty	DGK	Direct Goalkeeper Goal	DR	Disqualification with Report
Fld	Field Goal	G / S	Goals / Shots	INF	In-Flight Goal	Pts	Points
RC	Red Cards	SPC	Specialist Goal	SPN	Spin Goal	SUS	Suspension



SUN 10 SEP 2023  
Start Time 12:30  
Game Duration: 00:40

## Results

### KOS 0 vs 2 CRO (10-30) (12-26)

Referees: Stefano PIPITONE (ITA) Marilisa SARDISCO (ITA)

#### KOS - Kosovo

Players		Shots									Punishments		
No.	Name	Pts	G / S	%	Fld	SPC	INF	SPN	6mP	DGK	SUS	RC	DR
1	DUGOLLI Dardan												
2	BAJRAMI Gent	1	1/1	100	1/1						1		
3	BRAHIMI Gentrif	2	1/2	50		1/2							
4	HALILI Ardi	7	4/6	67	1/1			2/4	1/1		1		
5	QERIMI Erblin												
6	REXHA Florian	7	4/5	80	1/2	3/3							
7	TERZIQI Kapllan	1	1/2	50	1/1			0/1			1		
8	KULETA Enis	4	2/7	29				2/6	0/1		1		
9	NEZIRI Arber										1		
12	KORO Muhammed												
<b>Bench/Team</b>													
<b>Totals</b>		22	13/23	57	4/5	4/5		4/11	1/2		5		
No.	Name	S/S	%	F1	DG	SN	PS	SC	IN				

#### CRO - Croatia

Players		Shots									Punishments		
No.	Name	Pts	G / S	%	Fld	SPC	INF	SPN	6mP	DGK	SUS	RC	DR
1	TERIHAJ Jan												
3	LAUS Tomislav												
4	FABEK Antonio	6	3/3	100				3/3					
5	JURIC Ivan	24	12/14	86			2/2	7/8	3/4				
6	MLINARIC Filip	16	8/8	100		7/7		1/1					
10	CVJETICANIN Fran	2	1/1	100				1/1					
15	KLARIC Noa	2	1/1	100				1/1					
16	JAKELJIC Matej	4	2/3	67		0/1		2/2					
27	LUCIC Sebastian	2	1/2	50				1/2					
36	BABIC Stjepan		0/1	0				0/1					
<b>Bench/Team</b>													
<b>Totals</b>		56	28/33	85		7/8	2/2	16/19	3/4				
No.	Name	S/S	%	F1	DG	SN	PS	SC	IN				



SUN 10 SEP 2023  
Start Time 12:30  
Game Duration: 00:40

## Results

### RUNNING SCORE

1st Period	
0 - 2	MLINARIC F.
2 - 2	HALILI A.
2 - 4	JAKELJIC M.
4 - 4	HALILI A.
4 - 6	LUCIC S.
4 - 8	JAKELJIC M.
4 - 10	MLINARIC F.
6 - 10	KULETA E.
6 - 12	MLINARIC F.
6 - 14	JURIC I.
8 - 14	REXHA F.
8 - 16	MLINARIC F.
8 - 18	JURIC I.
8 - 20	JURIC I.
8 - 22	JURIC I.
8 - 24	JURIC I.
8 - 26	MLINARIC F.
10 - 26	KULETA E.
10 - 28	JURIC I.
10 - 30	FABEK A.

2nd Period	
0 - 2	MLINARIC F.
0 - 4	JURIC I.
2 - 4	BRAHIMI G.
2 - 6	MLINARIC F.
3 - 6	REXHA F.
4 - 6	TERZIQI K.
4 - 8	FABEK A.
5 - 8	HALILI A.
5 - 10	JURIC I.
5 - 12	KLARIC N.
5 - 14	JURIC I.
7 - 14	HALILI A.
7 - 16	JURIC I.
7 - 18	MLINARIC F.
9 - 18	REXHA F.
9 - 20	JURIC I.
11 - 20	REXHA F.
11 - 22	CVJETICANIN F.
11 - 24	FABEK A.
11 - 26	JURIC I.
12 - 26	BAJRAMI G.

### LEGEND

%	Efficiency	6mP	6 metre Penalty	DGK	Direct Goalkeeper Goal	DR	Disqualification with Report
Fld	Field Goal	G / S	Goals / Shots	INF	In-Flight Goal	Pts	Points
RC	Red Cards	SPC	Specialist Goal	SPN	Spin Goal	SUS	Suspension



SUN 10 SEP 2023  
Start Time 19:30  
Game Duration: 00:51

## Results

### CRO 2 vs 1 ITA (18-20) (31-24) 9-4

Referees: Hicham MOGHALLI (MAR) Samir DKAKI (MAR)

#### CRO - Croatia

Players		Shots									Punishments		
No.	Name	Pts	G / S	%	Fld	SPC	INF	SPN	6mP	DGK	SUS	RC	DR
1	TERIHAJ Jan												
3	LAUS Tomislav												
4	FABEK Antonio	12	6/10	60				6/10					
5	JURIC Ivan	8	4/4	100				1/1	3/3				
6	MLINARIC Filip	7	4/4	100	1/1	3/3							
10	CVJETICANIN Fran	2	1/1	100				1/1					
15	KLARIC Noa												
16	JAKELJIC Matej	18	9/12	75				8/11		1/1			
27	LUCIC Sebastian	4	2/2	100			1/1	1/1					
36	BABIC Stjepan	7	4/5	80	1/1			3/4					
<b>Bench/Team</b>													
<b>Totals</b>		58	30/38	79	2/2	3/3	1/1	20/28	3/3	1/1			
No.	Name	S/S	%	F1	DG	SN	PS	SC	IN				

#### ITA - Italy

Players		Shots									Punishments		
No.	Name	Pts	G / S	%	Fld	SPC	INF	SPN	6mP	DGK	SUS	RC	DR
1	ILIC Ivan	2	1/1	100						1/1			
2	POSTOGNA Thomas												
3	ARENA Luigi	8	4/8	50		2/6			2/2				
4	BALOGH SEDDA Nicolas Carlos	4	2/4	50			0/1	2/3			1		
5	D'ATTIS Alessio	2	1/2	50		0/1		1/1					
6	MAZZANTI Gregorio		0/1	0				0/1			1		
7	DIEGUEZ Nicolas	8	4/8	50			2/2	2/6					
8	NOTARANGELO Davide	12	6/8	75				6/8					
9	BELTRAMI Marco	4	2/2	100					2/2		1		
10	MITTERRUTZNER Christian	8	4/4	100				4/4			1		
<b>Bench/Team</b>													
<b>Totals</b>		48	24/38	63		2/7	2/3	15/23	4/4	1/1	4		
No.	Name	S/S	%	F1	DG	SN	PS	SC	IN				



SUN 10 SEP 2023  
Start Time 19:30  
Game Duration: 00:51

## Results

### RUNNING SCORE

#### CRO - ITA

1st Period	
FABEK A.	2 - 0
2 - 2	ARENA L.
FABEK A.	4 - 2
JURIC I.	6 - 2
6 - 4	DIEGUEZ N.
FABEK A.	8 - 4
8 - 6	NOTARANGELO D.
8 - 8	ARENA L.
MLINARIC F.	10 - 8
10 - 10	NOTARANGELO D.
JURIC I.	12 - 10
JAKELJIC M.	14 - 10
14 - 12	NOTARANGELO D.
14 - 14	ILIC I.
14 - 16	DIEGUEZ N.
14 - 18	MITTERRUTZNER C
JURIC I.	16 - 18
16 - 20	BALOGH SEDDA N.
FABEK A.	18 - 20

2nd Period	
JAKELJIC M.	2 - 0
2 - 2	DIEGUEZ N.
FABEK A.	4 - 2
JURIC I.	6 - 2
6 - 4	BELTRAMI M.
JAKELJIC M.	8 - 4
8 - 6	BALOGH SEDDA N.
JAKELJIC M.	10 - 6
BABIC S.	12 - 6
12 - 8	MITTERRUTZNER C
MLINARIC F.	14 - 8
14 - 10	NOTARANGELO D.
LUCIC S.	16 - 10
16 - 12	ARENA L.
BABIC S.	18 - 12
18 - 14	BELTRAMI M.
JAKELJIC M.	20 - 14
20 - 16	NOTARANGELO D.
JAKELJIC M.	22 - 16
22 - 18	ARENA L.
BABIC S.	24 - 18
MLINARIC F.	26 - 18
26 - 20	MITTERRUTZNER C
JAKELJIC M.	28 - 20
28 - 22	DIEGUEZ N.
BABIC S.	29 - 22
LUCIC S.	31 - 22
31 - 24	NOTARANGELO D.

JAKELJIC M.	2 - 0
FABEK A.	4 - 0
4 - 2	MITTERRUTZNER C
JAKELJIC M.	6 - 2
MLINARIC F.	7 - 2
CVJETICANIN F.	9 - 2
9 - 4	D'ATTIS A.
Shoot-out	

### LEGEND

%	Efficiency	6mP	6 metre Penalty	DGK	Direct Goalkeeper Goal	DR	Disqualification with Report
Fld	Field Goal	G / S	Goals / Shots	INF	In-Flight Goal	Pts	Points
RC	Red Cards	SPC	Specialist Goal	SPN	Spin Goal	SUS	Suspension



SUN 10 SEP 2023  
Start Time 18:40  
Game Duration: 00:36

## Results

### CYP 2 vs 0 KOS (20-11) (26-13)

Referees: Sergio MARTINEZ MIRON (ESP) Victor ROLLAN MARTIN (ESP)

#### CYP - Cyprus

Players		Shots									Punishments		
No.	Name	Pts	G / S	%	Fld	SPC	INF	SPN	6mP	DGK	SUS	RC	DR
1	CHARALAMBOUS Konstantinos	2	1/2	50				1/2					
2	LYRAS Michalis												
3	IOANNIDES Ioannis	10	5/8	63		2/5		2/2	1/1				
4	SCHODDER Nicolas	8	4/4	100				4/4					
5	KRITIKOS Georgios Ioannis	6	3/4	75		2/3		1/1					
6	PAPATRYFONOS Charalambos	8	4/4	100			1/1	2/2	1/1				
7	PETROS Poupas										1		
8	STYLIANOU Andreas	2	1/1	100						1/1			
9	VORKAS Kyriakos										1		
10	STEFANOY Stefanos	10	5/5	100		5/5							
<b>Bench/Team</b>													
<b>Totals</b>		46	23/28	82		9/13	1/1	10/11	2/2	1/1	2		
No.	Name	S/S	%	F1	DG	SN	PS	SC	IN				

#### KOS - Kosovo

Players		Shots									Punishments		
No.	Name	Pts	G / S	%	Fld	SPC	INF	SPN	6mP	DGK	SUS	RC	DR
1	DUGOLLI Dardan												
2	BAJRAMI Gent	2	1/1	100				1/1					
3	BRAHIMI Gentrit	6	3/4	75			1/2	2/2					
4	HALILI Ardi	4	2/3	67		1/1		1/2					
5	QERIMI Erblin												
6	REXHA Florian	2	1/7	14		0/5	1/1	0/1					
7	TERZIPI Kapllan	2	1/3	33				0/1	1/2		1		
8	KULETA Enis	2	1/8	13				1/8					
9	NEZIRI Arber	6	4/5	80	2/2	2/3					1		
12	KORO Muhammed												
<b>Bench/Team</b>													
<b>Totals</b>		24	13/31	42	2/2	3/9	2/3	5/15	1/2		2		
No.	Name	S/S	%	F1	DG	SN	PS	SC	IN				



SUN 10 SEP 2023  
Start Time 18:40  
Game Duration: 00:36

## Results

### RUNNING SCORE

#### CYP - KOS

1st Period	2nd Period
KRITIKOS G. <b>2 - 0</b>	<b>0 - 1</b> NEZIRI A.
IOANNIDES I. <b>4 - 0</b>	SCHODDER N. <b>2 - 1</b>
PAPATRYFONOS C. <b>6 - 0</b>	IOANNIDES I. <b>4 - 1</b>
SCHODDER N. <b>8 - 0</b>	IOANNIDES I. <b>6 - 1</b>
<b>8 - 1</b> NEZIRI A.	STEFANOU S. <b>8 - 1</b>
PAPATRYFONOS C. <b>10 - 1</b>	<b>8 - 3</b> HALILI A.
<b>10 - 3</b> HALILI A.	SCHODDER N. <b>10 - 3</b>
IOANNIDES I. <b>12 - 3</b>	STEFANOU S. <b>12 - 3</b>
<b>12 - 5</b> TERZIQUI K.	<b>12 - 5</b> REXHA F.
PAPATRYFONOS C. <b>14 - 5</b>	SCHODDER N. <b>14 - 5</b>
<b>14 - 7</b> BAJRAMI G.	STEFANOU S. <b>16 - 5</b>
PAPATRYFONOS C. <b>16 - 7</b>	<b>16 - 7</b> BRAHIMI G.
<b>16 - 9</b> KULETA E.	KRITIKOS G. <b>18 - 7</b>
STEFANOU S. <b>18 - 9</b>	<b>18 - 9</b> NEZIRI A.
STEFANOU S. <b>20 - 9</b>	STYLIANOU A. <b>20 - 9</b>
<b>20 - 11</b> BRAHIMI G.	CHARALAMBOUS K. <b>22 - 9</b>
	<b>22 - 11</b> NEZIRI A.
	IOANNIDES I. <b>24 - 11</b>
	<b>24 - 13</b> BRAHIMI G.
	KRITIKOS G. <b>26 - 13</b>

### LEGEND

%	Efficiency	6mP	6 metre Penalty	DGK	Direct Goalkeeper Goal	DR	Disqualification with Report
Fld	Field Goal	G / S	Goals / Shots	INF	In-Flight Goal	Pts	Points
RC	Red Cards	SPC	Specialist Goal	SPN	Spin Goal	SUS	Suspension





SAT 9 SEP 2023  
Start Time 15:50  
Game Duration: 00:54

## Results

### GRE 2 vs 1 TUN (14-18) (16-14) 3-2

Referees: Sergio MARTINEZ MIRON (ESP) Victor ROLLAN MARTIN (ESP)

#### GRE - Greece

Players		Shots									Punishments		
No.	Name	Pts	G / S	%	Fld	SPC	INF	SPN	6mP	DGK	SUS	RC	DR
3	BOUMPOULENTRAS Athanasios												
6	GOURGOMIS Konstantinos												
7	MARINOS Nikolaos	2	1/3	33			0/2	1/1					
9	KOTSAMARIKOGLOU Ioannis												
11	THEODOROU Konstantinos	2	1/2	50				1/2			1		
12	PAPADOPOULOS Angelos	2	1/6	17			1/4	0/2					
13	NAKOS Tilemachos	6	3/4	75				2/2	1/2				
14	PAPADOPOULOS Dimitrios	6	3/6	50				3/6			1		
16	GEORGIOU Kanellos	2	1/2	50				1/2					
18	KOLEZAKIS Emmanouil	13	7/11	64	1/1	5/7			1/3				
<b>Bench/Team</b>													
<b>Totals</b>		33	17/34	50	1/1	5/7	1/6	8/15	2/5		2		
No.	Name	S/S	%	F1	DG	SN	PS	SC	IN				

#### TUN - Tunisia

Players		Shots									Punishments		
No.	Name	Pts	G / S	%	Fld	SPC	INF	SPN	6mP	DGK	SUS	RC	DR
10	CHLAGOU Hazem	4	2/5	40				2/5					
11	SFAR Ahmed												
19	CHETIOUI Marwen	6	3/4	75		3/4							
21	OUJI Nessim	4	2/5	40				1/3	1/2				
23	FALLAH Hamza	10	5/12	42		0/1		5/11			1		
33	TOUZI Aimen	6	3/6	50				3/6					
84	ELABED Achraf												
86	MAAOUIA Mohamed												
88	SOUISSI Marwane	2	1/1	100						1/1			
99	BEN MIDA Mohamed Khalil	2	1/3	33				1/3					
<b>Bench/Team</b>													
<b>Totals</b>		34	17/36	47		3/5		12/28	1/2	1/1	1		
No.	Name	S/S	%	F1	DG	SN	PS	SC	IN				



SAT 9 SEP 2023  
Start Time 15:50  
Game Duration: 00:54

## Results

### RUNNING SCORE

#### GRE - TUN

1st Period	
KOLEZAKIS E.	2 - 0
KOLEZAKIS E.	4 - 0
	4 - 2 TOUZI A.
PAPADOPOULOS A.	6 - 2
	6 - 4 FALLAH H.
GEORGIU K.	8 - 4
KOLEZAKIS E.	10 - 4
	10 - 6 FALLAH H.
	10 - 8 FALLAH H.
	10 - 10 OUJI N.
	10 - 12 OUJI N.
KOLEZAKIS E.	12 - 12
	12 - 14 TOUZI A.
	12 - 16 FALLAH H.
	12 - 18 FALLAH H.
THEODOROU K.	14 - 18

2nd Period	
PAPADOPOULOS D.	2 - 0
	2 - 2 CHLAGOU H.
	2 - 4 TOUZI A.
MARINOS N.	4 - 4
NAKOS T.	6 - 4
PAPADOPOULOS D.	8 - 4
	8 - 6 CHETIOUI M.
	8 - 8 CHETIOUI M.
PAPADOPOULOS D.	10 - 8
	10 - 10 CHETIOUI M.
KOLEZAKIS E.	12 - 10
	12 - 12 SOUISSI M.
KOLEZAKIS E.	14 - 12
	14 - 14 BEN MIDA M.
NAKOS T.	16 - 14

NAKOS T.	2 - 0
KOLEZAKIS E.	3 - 0
	3 - 2 CHLAGOU H.
	Shoot-out

### LEGEND

%	Efficiency	6mP	6 metre Penalty	DGK	Direct Goalkeeper Goal	DR	Disqualification with Report
Fld	Field Goal	G / S	Goals / Shots	INF	In-Flight Goal	Pts	Points
RC	Red Cards	SPC	Specialist Goal	SPN	Spin Goal	SUS	Suspension



SAT 9 SEP 2023  
Start Time 15:50  
Game Duration: 00:39

## Results

### MAR 0 vs 2 ESP (14-17) (16-22)

Referees: Stefano PIPITONE (ITA) Marilisa SARDISCO (ITA)

#### MAR - Morocco

No.	Name	Pts	Shots							Punishments				
			G / S	%	Fld	SPC	INF	SPN	6mP	DGK	SUS	RC	DR	
2	FLISS Achraf											1		
3	HAMED Mohamed Rachid	6	3/5	60		3/5								
4	EL HAMDAOUI Abdelhakim	2	1/5	20				1/5						
5	EL HAKIMY Hicham											1	1	
7	EL HARTI Hicham													
8	EL GUENS Mohamed		0/1	0					0/1			1		
19	EL MTOUNI El Mehdi	6	3/5	60				1/2	2/3					
94	ISMAILI ALAOUI Mehdi	16	8/11	73				3/4	2/4	3/3				
98	LAGHRIDAT Said													
99	OUAALI Jamal											1		
<b>Bench/Team</b>														
<b>Totals</b>		30	15/27	56		3/5		4/6	5/13	3/3		4	1	
No.	Name	S/S	%	F1	DG	SN	PS	SC	IN					

#### ESP - Spain

No.	Name	Pts	Shots							Punishments				
			G / S	%	Fld	SPC	INF	SPN	6mP	DGK	SUS	RC	DR	
1	DONDERIS VEGAS Carlos											1		
3	TOURE JABBY Elhji											1		
4	MIRANDA SIRVENT Antoine											1		
6	MARTIN RUIZ Pablo	12	6/7	86		4/5			1/1	1/1				
7	VENEGAS RODRIGUEZ Sergio Jose	20	10/16	63		1/1		9/15						
10	ORTOLA LOPEZ Adria	4	2/2	100				1/1	1/1					
16	GONZALEZ COBO Carlos													
19	HIDALGO TORRECILLA Adrian													
24	DELGADO SANCHEZ Javier	3	2/7	29	1/1			1/6						
<b>Bench/Team</b>														
<b>Totals</b>		39	20/32	63	1/1	5/6		1/1	11/22	1/1	1/1	2		
No.	Name	S/S	%	F1	DG	SN	PS	SC	IN					



SAT 9 SEP 2023  
Start Time 15:50  
Game Duration: 00:39

## Results

### RUNNING SCORE

	1st Period	
HAMED M.	2	0
HAMED M.	4	0
EL MTOUNI E.	6	0
EL MTOUNI E.	8	0
ISMAILI ALAOU I	10	0
	10	2
	10	4
	10	6
	10	8
HAMED M.	12	8
	12	10
ISMAILI ALAOU I	14	10
	14	12
	14	14
	14	16
	14	17

	2nd Period	
	0	2
MARTIN RUIZ P.	2	2
ISMAILI ALAOU I	2	4
VENEGAS RODRIGU	4	4
EL HAMDAOUI A.	4	6
VENEGAS RODRIGU	6	6
EL MTOUNI E.	6	8
VENEGAS RODRIGU	8	8
ISMAILI ALAOU I	8	10
VENEGAS RODRIGU	8	12
ISMAILI ALAOU I	10	12
VENEGAS RODRIGU	10	14
ISMAILI ALAOU I	12	14
VENEGAS RODRIGU	12	16
ISMAILI ALAOU I	12	18
MARTIN RUIZ P.	14	18
MARTIN RUIZ P.	14	20
DELGADO SANCHEZ	14	22
ISMAILI ALAOU I	16	22

### LEGEND

%	Efficiency	6mP	6 metre Penalty	DGK	Direct Goalkeeper Goal	DR	Disqualification with Report
Fld	Field Goal	G / S	Goals / Shots	INF	In-Flight Goal	Pts	Points
RC	Red Cards	SPC	Specialist Goal	SPN	Spin Goal	SUS	Suspension



SUN 10 SEP 2023  
Start Time 10:00  
Game Duration: 00:38

## Results

### ESP 2 vs 0 GRE (23-14) (26-16)

Referees: Dario RUPCIC (CRO) Ivica BOTINCAN (CRO)

#### ESP - Spain

No.	Name	Pts	Shots							Punishments				
			G / S	%	Fld	SPC	INF	SPN	6mP	DGK	SUS	RC	DR	
1	DONDERIS VEGAS Carlos	2	1/2	50		1/1					0/1			
3	TOURE JABBY Elhij											1	1	
4	MIRANDA SIRVENT Antoine	6	3/6	50	0/1		1/2	2/3				1		
6	MARTIN RUIZ Pablo	10	5/7	71		3/4	1/2		1/1					
7	VENEGAS RODRIGUEZ Sergio Jose	10	5/5	100				5/5						
10	ORTOLA LOPEZ Adria	7	4/4	100	1/1			3/3				1	1	
16	GONZALEZ COBO Carlos													
19	HIDALGO TORRECILLA Adrian	2	1/1	100				1/1						
24	DELGADO SANCHEZ Javier	12	7/8	88	2/2			5/6						
<b>Bench/Team</b>														
<b>Totals</b>		49	26/33	79	3/4	4/5	2/4	16/18	1/1	0/1		3	2	
No.	Name	S/S	%	F1	DG	SN	PS	SC	IN					

#### GRE - Greece

No.	Name	Pts	Shots							Punishments				
			G / S	%	Fld	SPC	INF	SPN	6mP	DGK	SUS	RC	DR	
3	BOUMPOULENTRAS Athanasios													
6	GOURGOMIS Konstantinos													
7	MARINOS Nikolaos		0/1	0			0/1					1		
9	KOTSAMARIKOGLOU Ioannis	6	3/4	75				3/4						
11	THEODOROU Konstantinos													1
12	PAPADOPOULOS Angelos	4	2/4	50			2/4							
13	NAKOS Tilemachos	12	6/9	67				3/6	3/3					
14	PAPADOPOULOS Dimitrios											1	1	
16	GEORGIOU Kanellos													
18	KOLEZAKIS Emmanouil	8	4/7	57		3/5			1/2					
<b>Bench/Team</b>												1		
<b>Totals</b>		30	15/25	60		3/5	2/5	6/10	4/5			3	1	1
No.	Name	S/S	%	F1	DG	SN	PS	SC	IN					



SUN 10 SEP 2023  
Start Time 10:00  
Game Duration: 00:38

## Results

### RUNNING SCORE

#### ESP - GRE

1st Period		2nd Period	
ORTOLA LOPEZ A.	2 - 0	DELGADO SANCHEZ	2 - 0
2 - 2	KOLEZAKIS E.	DONDERIS VEGAS	4 - 0
MARTIN RUIZ P.	4 - 2	4 - 2	NAKOS T.
ORTOLA LOPEZ A.	6 - 2	MARTIN RUIZ P.	6 - 2
MARTIN RUIZ P.	8 - 2	MIRANDA SIRVENT	8 - 2
ORTOLA LOPEZ A.	10 - 2	8 - 4	NAKOS T.
VENEGAS RODRIGU	12 - 2	MIRANDA SIRVENT	10 - 4
12 - 4	KOTSAMARIKOGLOU	10 - 6	KOTSAMARIKOGLOU
VENEGAS RODRIGU	14 - 4	VENEGAS RODRIGU	12 - 6
14 - 6	NAKOS T.	12 - 8	KOTSAMARIKOGLOU
14 - 8	PAPADOPOULOS A.	12 - 10	KOLEZAKIS E.
VENEGAS RODRIGU	16 - 8	MARTIN RUIZ P.	14 - 10
ORTOLA LOPEZ A.	17 - 8	DELGADO SANCHEZ	16 - 10
17 - 10	NAKOS T.	VENEGAS RODRIGU	18 - 10
DELGADO SANCHEZ	19 - 10	18 - 12	KOLEZAKIS E.
MIRANDA SIRVENT	21 - 10	HIDALGO TORRECI	20 - 12
21 - 12	NAKOS T.	20 - 14	NAKOS T.
DELGADO SANCHEZ	23 - 12	DELGADO SANCHEZ	22 - 14
23 - 14	KOLEZAKIS E.	MARTIN RUIZ P.	24 - 14
		DELGADO SANCHEZ	25 - 14
		DELGADO SANCHEZ	26 - 14
		26 - 16	PAPADOPOULOS A.

### LEGEND

%	Efficiency	6mP	6 metre Penalty	DGK	Direct Goalkeeper Goal	DR	Disqualification with Report
Fld	Field Goal	G / S	Goals / Shots	INF	In-Flight Goal	Pts	Points
RC	Red Cards	SPC	Specialist Goal	SPN	Spin Goal	SUS	Suspension



SUN 10 SEP 2023  
Start Time 10:00  
Game Duration: 00:56

## Results

### TUN 2 vs 1 MAR (18-20) (17-14) 5-4

Referees: Nikoletta VELANI (GRE) Sevasti BRAMOU (GRE)

#### TUN - Tunisia

Players		Shots									Punishments		
No.	Name	Pts	G / S	%	Fld	SPC	INF	SPN	6mP	DGK	SUS	RC	DR
10	CHLAGOU Hazem	4	2/4	50				2/4					
11	SFAR Ahmed	10	5/7	71				2/4	3/3				
19	CHETIOUI Marwen	7	4/4	100	1/1	3/3							
21	OUIJ Nessim	8	4/5	80				2/3	2/2				
23	FALLAH Hamza	9	5/7	71	1/1			4/6			1	1	
33	TOUZI Aimen	2	1/2	50				1/2					
84	ELABED Achraf										1		
86	MAAOUIA Mohamed		0/2	0				0/2			1		
88	SOUISSI Marwane												
99	BEN MIDA Mohamed Khalil												
<b>Bench/Team</b>													
<b>Totals</b>		40	21/31	68	2/2	3/3		11/21	5/5		3	1	
No.	Name	S/S	%	F1	DG	SN	PS	SC	IN				

#### MAR - Morocco

Players		Shots									Punishments		
No.	Name	Pts	G / S	%	Fld	SPC	INF	SPN	6mP	DGK	SUS	RC	DR
2	FLISS Achraf										1		
3	HAMED Mohamed Rachid	10	5/6	83		3/4			2/2				
4	EL HAMDAOUI Abdelhakim		0/1	0				0/1					
5	EL HAKIMY Hicham										1		
7	EL HARTI Hicham	2	1/1	100			1/1				1		
8	EL GUENS Mohamed	8	4/6	67				4/6					
19	EL MTOUNI El Mehdi	12	6/8	75			2/2	3/5	1/1				
94	ISMAILI ALAOUI Mehdi	6	3/6	50			2/2	0/1	1/3				
98	LAGHRIDAT Said		0/1	0			0/1						
99	OJAALI Jamal												
<b>Bench/Team</b>													
<b>Totals</b>		38	19/29	66		3/4	5/6	7/13	4/6		3		
No.	Name	S/S	%	F1	DG	SN	PS	SC	IN				



SUN 10 SEP 2023  
 Start Time 10:00  
 Game Duration: 00:56

### Results

#### RUNNING SCORE

1st Period		TUN - MAR		2nd Period			
FALLAH H.	2 - 0			0 - 2	EL MTOUNI E.	0 - 2	EL HARTI H.
FALLAH H.	4 - 0			0 - 4	EL GUENS M.	0 - 4	EL GUENS M.
	4 - 2	ISMAILI ALAOUI					TOUZI A.
	4 - 4	HAMED M.	SFAR A.	2 - 4			OUJI N.
SFAR A.	6 - 4		CHLAGOU H.	4 - 4			CHETIOUI M.
	6 - 6	EL MTOUNI E.		4 - 6	EL GUENS M.		Shoot-out
CHETIOUI M.	8 - 6		CHLAGOU H.	6 - 6			
	8 - 8	ISMAILI ALAOUI		6 - 8	ISMAILI ALAOUI		
	8 - 10	HAMED M.	CHETIOUI M.	8 - 10			
SFAR A.	10 - 10		CHETIOUI M.	10 - 10			
	10 - 12	EL GUENS M.		10 - 12	EL MTOUNI E.		
FALLAH H.	12 - 12		OUJI N.	12 - 12			
SFAR A.	14 - 12			12 - 14	EL MTOUNI E.		
	14 - 14	HAMED M.	OUJI N.	14 - 14			
FALLAH H.	16 - 14		SFAR A.	16 - 14			
	16 - 16	EL MTOUNI E.	FALLAH H.	17 - 14			
OUJI N.	18 - 16						
	18 - 18	EL MTOUNI E.					
	18 - 20	HAMED M.					

#### LEGEND

%	Efficiency	6mP	6 metre Penalty	DGK	Direct Goalkeeper Goal	DR	Disqualification with Report
Fld	Field Goal	G / S	Goals / Shots	INF	In-Flight Goal	Pts	Points
RC	Red Cards	SPC	Specialist Goal	SPN	Spin Goal	SUS	Suspension





SUN 10 SEP 2023  
Start Time 17:00  
Game Duration: 01:16

## Results

### GRE 2 vs 1 MAR (20-18) (13-14) 10-8

Referees: Stefano PIPITONE (ITA) Marilisa SARDISCO (ITA)

#### GRE - Greece

No.	Name	Pts	Shots							Punishments				
			G / S	%	Fld	SPC	INF	SPN	6mP	DGK	SUS	RC	DR	
3	BOUMPOULENTRAS Athanasios													
6	GOURGOMIS Konstantinos													
7	MARINOS Nikolaos	4	2/2	100					2/2			1		
9	KOTSAMARIKOGLOU Ioannis	2	1/1	100					1/1					
12	PAPADOPOULOS Angelos	4	2/4	50					2/4					
13	NAKOS Tilemachos	14	7/8	88					7/8					
14	PAPADOPOULOS Dimitrios	10	5/10	50					5/10					
16	GEORGIU Kanellos		0/1	0					0/1					
18	KOLEZAKIS Emmanouil	9	5/6	83	1/1					4/5				
<b>Bench/Team</b>														
<b>Totals</b>		43	22/32	69	1/1				17/26	4/5		1		
No.	Name	S/S	%	F1	DG	SN	PS	SC	IN					

#### MAR - Morocco

No.	Name	Pts	Shots							Punishments				
			G / S	%	Fld	SPC	INF	SPN	6mP	DGK	SUS	RC	DR	
2	FLISS Achraf											1		1
3	HAMED Mohamed Rachid	18	9/12	75		7/10			2/2					
4	EL HAMDAOUI Abdelhakim	4	2/2	100					2/2					
5	EL HAKIMY Hicham													
7	EL HARTI Hicham		0/1	0					0/1					
8	EL GUENS Mohamed	4	2/4	50					2/4					
19	EL MTOUNI El Mehdi	2	1/5	20				0/1	1/4					
94	ISMAILI ALAOUI Mehdi	10	5/7	71				3/4	2/3					
98	LAGHRIDAT Said	2	1/1	100				1/1						
99	OUAALI Jamal													
<b>Bench/Team</b>												1		
<b>Totals</b>		40	20/32	63		7/10		4/6	9/16			2		1
No.	Name	S/S	%	F1	DG	SN	PS	SC	IN					



SUN 10 SEP 2023  
Start Time 17:00  
Game Duration: 01:16

## Results

### RUNNING SCORE

#### GRE - MAR

1st Period		2nd Period		0 - 2 ISMAILI ALAOUI	
PAPADOPOULOS D.	2 - 0	0 - 2	HAMED M.	NAKOS T.	2 - 2
	2 - 2			MARINOS N.	4 - 2
	EL MTOUNI E.	NAKOS T.	2 - 2		4 - 4
			LAGHRIDAT S.		4 - 4
NAKOS T.	4 - 2	NAKOS T.	4 - 4		4 - 6
	HAMED M.				HAMED M.
NAKOS T.	6 - 4	NAKOS T.	4 - 6		
	ISMAILI ALAOUI		HAMED M.		
	HAMED M.	PAPADOPOULOS D.	4 - 8		
	HAMED M.		ISMAILI ALAOUI		
	HAMED M.		6 - 10		
	ISMAILI ALAOUI		HAMED M.		
KOLEZAKIS E.	8 - 12		6 - 12		
	EL GUENS M.	KOLEZAKIS E.	7 - 12		
			EL HAMDAOUI A.		
KOLEZAKIS E.	10 - 14		7 - 14		
PAPADOPOULOS A.	12 - 14	PAPADOPOULOS D.	9 - 14		
	EL GUENS M.		NAKOS T.		
			11 - 14		
PAPADOPOULOS D.	14 - 16	PAPADOPOULOS D.	13 - 14		
	KOLEZAKIS E.				
	16 - 16				
	HAMED M.				
PAPADOPOULOS A.	18 - 18				
	KOLEZAKIS E.				
	20 - 18				

Shoot-out

### LEGEND

%	Efficiency	6mP	6 metre Penalty	DGK	Direct Goalkeeper Goal	DR	Disqualification with Report
Fld	Field Goal	G / S	Goals / Shots	INF	In-Flight Goal	Pts	Points
RC	Red Cards	SPC	Specialist Goal	SPN	Spin Goal	SUS	Suspension



SUN 10 SEP 2023  
Start Time 17:00  
Game Duration: 00:50

## Results

### TUN 0 vs 2 ESP (20-25) (18-23)

Referees: Antonio Daniel GUEDES OLIVEIRA (POR) Rui Filipe SIMOES DE ALMEIDA (POR)

#### TUN - Tunisia

No.	Name	Pts	Shots							Punishments				
			G / S	%	Fld	SPC	INF	SPN	6mP	DGK	SUS	RC	DR	
10	CHLAGOU Hazem													
11	SFAR Ahmed	6	3/4	75					1/1	2/3		1	1	
19	CHETIOUI Marwen	8	4/4	100		4/4								
21	OUIJ Nessim	8	4/5	80		3/3			1/1	0/1				
23	FALLAH Hamza	10	5/7	71					5/7			1	1	
33	TOUZI Aimen		0/1	0					0/1			1		
84	ELABED Achraf											1		
86	MAAOUIA Mohamed											1		
88	SOUISSI Marwane													
99	BEN MIDA Mohamed Khalil	6	3/4	75					3/4					
<b>Bench/Team</b>												1		
<b>Totals</b>		38	19/25	76		7/7			10/14	2/4		6	2	
No.	Name	S/S	%	F1	DG	SN	PS	SC	IN					

#### ESP - Spain

No.	Name	Pts	Shots							Punishments				
			G / S	%	Fld	SPC	INF	SPN	6mP	DGK	SUS	RC	DR	
1	DONDERIS VEGAS Carlos													
3	TOURE JABBY Elhij											1		
4	MIRANDA SIRVENT Antoine	6	3/3	100				2/2	1/1			1		
6	MARTIN RUIZ Pablo	12	6/7	86		4/5				2/2				
7	VENEGAS RODRIGUEZ Sergio Jose	19	10/13	77	1/1				9/12					
10	ORTOLA LOPEZ Adria	2	1/2	50					1/2			1		
16	GONZALEZ COBO Carlos													
19	HIDALGO TORRECILLA Adrian	1	1/1	100	1/1									
24	DELGADO SANCHEZ Javier	8	4/5	80					4/5					
<b>Bench/Team</b>														
<b>Totals</b>		48	25/31	81	2/2	4/5		2/2	15/20	2/2		3		
No.	Name	S/S	%	F1	DG	SN	PS	SC	IN					



SUN 10 SEP 2023  
Start Time 17:00  
Game Duration: 00:50

## Results

### RUNNING SCORE

#### TUN - ESP

1st Period	
0 - 2	MARTIN RUIZ P.
0 - 4	ORTOLA LOPEZ A.
2 - 4	CHETIOUI M.
2 - 6	VENEGAS RODRIGU
4 - 6	FALLAH H.
6 - 6	CHETIOUI M.
6 - 8	VENEGAS RODRIGU
8 - 8	BEN MIDA M.
8 - 10	VENEGAS RODRIGU
10 - 10	CHETIOUI M.
12 - 10	BEN MIDA M.
12 - 12	DELGADO SANCHEZ
12 - 14	MARTIN RUIZ P.
12 - 16	VENEGAS RODRIGU
14 - 16	BEN MIDA M.
14 - 18	VENEGAS RODRIGU
16 - 18	FALLAH H.
16 - 20	MIRANDA SIRVENT
16 - 22	DELGADO SANCHEZ
18 - 22	SFAR A.
18 - 24	MARTIN RUIZ P.
20 - 24	FALLAH H.
20 - 25	VENEGAS RODRIGU

2nd Period	
2 - 0	CHETIOUI M.
2 - 2	DELGADO SANCHEZ
4 - 2	OUJI N.
4 - 4	MIRANDA SIRVENT
6 - 4	SFAR A.
6 - 6	MARTIN RUIZ P.
8 - 6	OUJI N.
8 - 8	MARTIN RUIZ P.
8 - 10	MARTIN RUIZ P.
10 - 10	FALLAH H.
10 - 12	MIRANDA SIRVENT
12 - 12	OUJI N.
12 - 14	VENEGAS RODRIGU
14 - 14	FALLAH H.
14 - 16	VENEGAS RODRIGU
14 - 18	VENEGAS RODRIGU
16 - 18	SFAR A.
16 - 20	DELGADO SANCHEZ
16 - 22	VENEGAS RODRIGU
18 - 22	OUJI N.
18 - 23	HIDALGO TORRECI

### LEGEND

%	Efficiency	6mP	6 metre Penalty	DGK	Direct Goalkeeper Goal	DR	Disqualification with Report
Fld	Field Goal	G / S	Goals / Shots	INF	In-Flight Goal	Pts	Points
RC	Red Cards	SPC	Specialist Goal	SPN	Spin Goal	SUS	Suspension



MON 11 SEP 2023  
Start Time 18:30  
Game Duration: 00:44

## Results

### CRO 2 vs 0 MAR (24-23) (30-22)

Referees: Sergio MARTINEZ MIRON (ESP) Victor ROLLAN MARTIN (ESP)

#### CRO - Croatia

Players		Shots									Punishments		
No.	Name	Pts	G / S	%	Fld	SPC	INF	SPN	6mP	DGK	SUS	RC	DR
1	TERIHAIJ Jan												
3	LAUS Tomislav												
4	FABEK Antonio	12	6/7	86				6/7					
5	JURIC Ivan	14	7/9	78			1/2	3/3	3/4		1		
6	MLINARIC Filip	8	4/7	57		4/7							
10	CVJETICANIN Fran										1		
15	KLARIC Noa												
16	JAKELJIC Matej	14	7/9	78				7/9					
27	LUCIC Sebastian	6	3/3	100			1/1	2/2			1		
36	BABIC Stjepan												
<b>Bench/Team</b>													
<b>Totals</b>		54	27/35	77		4/7	2/3	18/21	3/4		3		
No.	Name	S/S	%	F1	DG	SN	PS	SC	IN				

#### MAR - Morocco

Players		Shots									Punishments		
No.	Name	Pts	G / S	%	Fld	SPC	INF	SPN	6mP	DGK	SUS	RC	DR
3	HAMED Mohamed Rachid	16	8/12	67		8/12							
4	EL HAMDAOUI Abdelhakim												
5	EL HAKIMY Hicham										1	1	
7	EL HARTI Hicham												
8	EL GUENS Mohamed	2	1/1	100				1/1					
19	EL MTOUNI El Mehdi	8	4/8	50			2/3	2/5					
94	ISMAILI ALAOUI Mehdi	17	9/12	75	1/1		1/3	1/2	6/6				
98	LAGHRIDAT Said	2	1/1	100				1/1					
99	OUAALI Jamal												
<b>Bench/Team</b>													
<b>Totals</b>		45	23/34	68	1/1	8/12	3/6	5/9	6/6		1	1	
No.	Name	S/S	%	F1	DG	SN	PS	SC	IN				



MON 11 SEP 2023  
Start Time 18:30  
Game Duration: 00:44

## Results

### RUNNING SCORE

1st Period	
FABEK A.	2 - 0
	2 - 2 HAMED M.
MLINARIC F.	4 - 2
	4 - 4 EL GUENS M.
MLINARIC F.	6 - 4
FABEK A.	8 - 4
LUCIC S.	10 - 4
	10 - 6 ISMAILI ALAOU
MLINARIC F.	12 - 6
	12 - 8 ISMAILI ALAOU
LUCIC S.	14 - 8
	14 - 10 EL MTOUNI E.
JURIC I.	16 - 10
JAKELJIC M.	18 - 10
	18 - 12 EL MTOUNI E.
JURIC I.	20 - 12
	20 - 14 HAMED M.
	20 - 16 HAMED M.
	20 - 18 ISMAILI ALAOU
FABEK A.	22 - 18
FABEK A.	24 - 18
	24 - 19 ISMAILI ALAOU
	24 - 21 ISMAILI ALAOU
	24 - 23 LAGHRIDAT S.

2nd Period	
	0 - 2 HAMED M.
LUCIC S.	2 - 2
	2 - 4 EL MTOUNI E.
FABEK A.	4 - 4
	4 - 6 EL MTOUNI E.
JAKELJIC M.	6 - 6
	6 - 8 ISMAILI ALAOU
JAKELJIC M.	8 - 8
	8 - 10 HAMED M.
JURIC I.	10 - 10
	10 - 12 HAMED M.
MLINARIC F.	12 - 12
JURIC I.	14 - 12
	14 - 14 ISMAILI ALAOU
JAKELJIC M.	16 - 14
JURIC I.	18 - 14
	18 - 16 ISMAILI ALAOU
	18 - 18 HAMED M.
JAKELJIC M.	20 - 18
JURIC I.	22 - 18
JURIC I.	24 - 18
JAKELJIC M.	26 - 18
	26 - 20 ISMAILI ALAOU
FABEK A.	28 - 20
	28 - 22 HAMED M.
JAKELJIC M.	30 - 22

### LEGEND

%	Efficiency	6mP	6 metre Penalty	DGK	Direct Goalkeeper Goal	DR	Disqualification with Report
Fld	Field Goal	G / S	Goals / Shots	INF	In-Flight Goal	Pts	Points
RC	Red Cards	SPC	Specialist Goal	SPN	Spin Goal	SUS	Suspension



MON 11 SEP 2023  
Start Time 20:10  
Game Duration: 00:32

## Results

### ESP 2 vs 0 KOS (28-12) (28-13)

Referees: Nikoletta VELANI (GRE) Sevasti BRAMOU (GRE)

#### ESP - Spain

Players		Shots									Punishments		
No.	Name	Pts	G / S	%	Fld	SPC	INF	SPN	6mP	DGK	SUS	RC	DR
1	DONDERIS VEGAS Carlos	6	3/3	100						3/3			
3	TOURE JABBY Elhij	2	1/1	100			1/1						
4	MIRANDA SIRVENT Antoine	8	4/4	100			3/3	1/1					
6	MARTIN RUIZ Pablo	14	7/11	64		4/7	0/1		3/3				
7	VENEGAS RODRIGUEZ Sergio Jose	14	7/7	100			2/2	5/5					
10	ORTOLA LOPEZ Adria												
16	GONZALEZ COBO Carlos												
19	HIDALGO TORRECILLA Adrian												
24	DELGADO SANCHEZ Javier	12	6/8	75				6/8					
<b>Bench/Team</b>													
<b>Totals</b>		56	28/34	82		4/7	6/7	12/14	3/3	3/3			
No.	Name	S/S	%	F1	DG	SN	PS	SC	IN				

#### KOS - Kosovo

Players		Shots									Punishments		
No.	Name	Pts	G / S	%	Fld	SPC	INF	SPN	6mP	DGK	SUS	RC	DR
1	DUGOLLI Dardan												
2	BAJRAMI Gent		0/1	0		0/1							
3	BRAHIMI Gentrit	4	2/3	67				2/3					
4	HALILI Ardi	5	3/7	43	1/1		0/1	1/4	1/1				
5	QERIMI Erblin	3	2/3	67	1/1			1/2					
6	REXHA Florian	2	1/2	50		1/1	0/1				1		
7	TERZIQLI Kapllan		0/3	0			0/1	0/1	0/1				
8	KULETA Enis	6	3/5	60				3/5					
9	NEZIRI Arber	5	3/4	75	1/1	2/2	0/1						
12	KORO Muhammed												
<b>Bench/Team</b>													
<b>Totals</b>		25	14/28	50	3/3	3/4	0/4	7/15	1/2		1		
No.	Name	S/S	%	F1	DG	SN	PS	SC	IN				



MON 11 SEP 2023  
Start Time 20:10  
Game Duration: 00:32

## Results

### RUNNING SCORE

#### ESP - KOS

1st Period	
DELGADO SANCHEZ	2 - 0
2 - 2	KULETA E.
MARTIN RUIZ P.	4 - 2
DELGADO SANCHEZ	6 - 2
MARTIN RUIZ P.	8 - 2
8 - 4	KULETA E.
DONDERIS VEGAS	10 - 4
10 - 6	KULETA E.
10 - 7	NEZIRI A.
DELGADO SANCHEZ	12 - 7
DONDERIS VEGAS	14 - 7
14 - 9	REXHA F.
14 - 10	HALILI A.
VENEGAS RODRIGU	16 - 10
MIRANDA SIRVENT	18 - 10
MARTIN RUIZ P.	20 - 10
20 - 12	BRAHIMI G.
DELGADO SANCHEZ	22 - 12
VENEGAS RODRIGU	24 - 12
DONDERIS VEGAS	26 - 12
DELGADO SANCHEZ	28 - 12

2nd Period	
MARTIN RUIZ P.	2 - 0
MARTIN RUIZ P.	4 - 0
4 - 2	HALILI A.
MIRANDA SIRVENT	6 - 2
MARTIN RUIZ P.	8 - 2
DELGADO SANCHEZ	10 - 2
10 - 4	QERIMI E.
VENEGAS RODRIGU	12 - 4
VENEGAS RODRIGU	14 - 4
14 - 6	BRAHIMI G.
VENEGAS RODRIGU	16 - 6
MARTIN RUIZ P.	18 - 6
MIRANDA SIRVENT	20 - 6
20 - 8	HALILI A.
VENEGAS RODRIGU	22 - 8
22 - 10	NEZIRI A.
MIRANDA SIRVENT	24 - 10
24 - 11	QERIMI E.
VENEGAS RODRIGU	26 - 11
TOURE JABBY E.	28 - 11
28 - 13	NEZIRI A.

### LEGEND

%	Efficiency	6mP	6 metre Penalty	DGK	Direct Goalkeeper Goal	DR	Disqualification with Report
Fld	Field Goal	G / S	Goals / Shots	INF	In-Flight Goal	Pts	Points
RC	Red Cards	SPC	Specialist Goal	SPN	Spin Goal	SUS	Suspension





MON 11 SEP 2023  
Start Time 19:20  
Game Duration: 00:55

## Results

### ITA 2 vs 1 TUN (26-19) (18-27) 11-10

Referees: Dario RUPCIC (CRO) Ivica BOTINCAN (CRO)

#### ITA - Italy

Players		Shots									Punishments		
No.	Name	Pts	G / S	%	Fld	SPC	INF	SPN	6mP	DGK	SUS	RC	DR
1	ILIC Ivan	4	2/2	100						2/2			
2	POSTOGNA Thomas												
3	ARENA Luigi	5	3/3	100	1/1	1/1			1/1				
4	BALOGH SEDDA Nicolas Carlos	6	3/3	100			2/2	1/1					
5	D'ATTIS Alessio	4	2/2	100		1/1		1/1					
6	MAZZANTI Gregorio												
7	DIEGUEZ Nicolas	12	6/11	55			1/1	5/10					
8	NOTARANGELO Davide	12	6/9	67				6/9					
9	BELTRAMI Marco	8	4/4	100					4/4				
10	MITTERRUTZNER Christian	4	2/2	100				2/2					
<b>Bench/Team</b>													
<b>Totals</b>		55	28/36	78	1/1	2/2	3/3	15/23	5/5	2/2			
No.	Name	S/S	%	F1	DG	SN	PS	SC	IN				

#### TUN - Tunisia

Players		Shots									Punishments		
No.	Name	Pts	G / S	%	Fld	SPC	INF	SPN	6mP	DGK	SUS	RC	DR
10	CHLAGOU Hazem												
11	SFAR Ahmed		0/5	0				0/4	0/1		1		
19	CHETIOUI Marwen	14	7/9	78		7/9							
21	OUI Nessim	8	4/5	80				4/4	0/1				
23	FALLAH Hamza	16	8/10	80				8/10			1		
33	TOUZI Aimen	12	7/9	78	2/2			3/5	2/2		1		
84	ELABED Achraf										1		
86	MAAQUIA Mohamed	2	1/1	100				1/1					
88	SOUISSI Marwane	2	1/1	100						1/1			
99	BEN MIDA Mohamed Khalil	2	1/1	100				1/1					
<b>Bench/Team</b>													
<b>Totals</b>		56	29/41	71	2/2	7/9		17/25	2/4	1/1	4		
No.	Name	S/S	%	F1	DG	SN	PS	SC	IN				



MON 11 SEP 2023  
Start Time 19:20  
Game Duration: 00:55

### Results

#### RUNNING SCORE

1st Period	
ILIC I.	2 - 0
BELTRAMI M.	4 - 0
	4 - 2 TOUZI A.
	4 - 4 FALLAH H.
BELTRAMI M.	6 - 4
DIEGUEZ N.	8 - 4
NOTARANGELO D.	10 - 4
	10 - 6 TOUZI A.
ARENA L.	12 - 6
	12 - 8 FALLAH H.
NOTARANGELO D.	14 - 8
	14 - 10 CHETIOUI M.
	14 - 12 FALLAH H.
DIEGUEZ N.	16 - 12
	16 - 13 TOUZI A.
DIEGUEZ N.	18 - 13
NOTARANGELO D.	20 - 13
	20 - 15 CHETIOUI M.
DIEGUEZ N.	22 - 15
	22 - 17 OUJI N.
NOTARANGELO D.	24 - 17
	24 - 19 OUJI N.
ILIC I.	26 - 19

ITA - TUN	
2nd Period	
	0 - 2 CHETIOUI M.
MITTERRUTZNER C	2 - 2
	2 - 4 OUJI N.
D'ATTIS A.	4 - 4
	4 - 6 CHETIOUI M.
DIEGUEZ N.	6 - 6
BALOGH SEDDA N.	8 - 6
	8 - 8 FALLAH H.
BALOGH SEDDA N.	10 - 8
	10 - 10 CHETIOUI M.
	10 - 12 TOUZI A.
	10 - 14 FALLAH H.
ARENA L.	12 - 14
	12 - 16 FALLAH H.
BELTRAMI M.	14 - 16
	14 - 18 FALLAH H.
	14 - 19 TOUZI A.
NOTARANGELO D.	16 - 19
	16 - 21 TOUZI A.
BELTRAMI M.	18 - 21
	18 - 23 CHETIOUI M.
	18 - 25 CHETIOUI M.
	18 - 27 MAAOUIA M.

DIEGUEZ N.	2 - 0
	2 - 2 TOUZI A.
MITTERRUTZNER C	4 - 2
	4 - 4 FALLAH H.
NOTARANGELO D.	6 - 4
	6 - 6 SOUISSI M.
BALOGH SEDDA N.	8 - 6
	8 - 8 OUJI N.
D'ATTIS A.	10 - 8
	10 - 10 BEN MIDA M.
ARENA L.	11 - 10
	Shoot-out

#### LEGEND

%	Efficiency	6mP	6 metre Penalty	DGK	Direct Goalkeeper Goal	DR	Disqualification with Report
Fld	Field Goal	G / S	Goals / Shots	INF	In-Flight Goal	Pts	Points
RC	Red Cards	SPC	Specialist Goal	SPN	Spin Goal	SUS	Suspension



MON 11 SEP 2023  
Start Time 21:00  
Game Duration: 00:41

## Results

### GRE 1 vs 2 CYP (16-18) (28-20) 4-6

Referees: Stefano PIPITONE (ITA) Marilisa SARDISCO (ITA)

#### GRE - Greece

Players		Shots									Punishments		
No.	Name	Pts	G / S	%	Fld	SPC	INF	SPN	6mP	DGK	SUS	RC	DR
3	BOUMPOULENTRAS Athanasios												
6	GOURGOURIS Konstantinos												
7	MARINOS Nikolaos	8	4/5	80			2/3	2/2			1		
9	KOTSAMARIKOGLIOU Ioannis		0/1	0				0/1					
11	THEODOROU Konstantinos	2	1/1	100				1/1					
12	PAPADOPOULOS Angelos	4	2/3	67			2/3				1		
13	NAKOS Tilemachos	18	10/15	67	2/4			8/11					
14	PAPADOPOULOS Dimitrios	8	4/6	67				4/6					
16	GEORGIOU Kanellos												
18	KOLEZAKIS Emmanouil	8	4/8	50		3/7			1/1				
<b>Bench/Team</b>													
<b>Totals</b>		48	25/39	64	2/4	3/7	4/6	15/21	1/1		2		
No.	Name	S/S	%	F1	DG	SN	PS	SC	IN				

#### CYP - Cyprus

Players		Shots									Punishments		
No.	Name	Pts	G / S	%	Fld	SPC	INF	SPN	6mP	DGK	SUS	RC	DR
1	CHARALAMBOUS Konstantinos	12	6/9	67	0/1			6/8					
2	LYRAS Michalis	8	4/5	80				4/5					
3	IOANNIDES Ioannis	10	5/12	42		0/1	1/1	3/8	1/2				
4	SCHODDER Nicolas	4	2/2	100				2/2					
5	KRITIKOS Georgios Ioannis	4	2/3	67		0/1		2/2					
6	PAPATRYFONOS Charalambos	2	1/2	50			0/1		1/1				
7	PETROS Poupas												
8	STYLIANOU Andreas												
9	VORKAS Kyriakos												
10	STEFANOPOULOS Stefanos	4	2/3	67		2/3							
<b>Bench/Team</b>													
<b>Totals</b>		44	22/36	61	0/1	2/5	1/2	17/25	2/3				
No.	Name	S/S	%	F1	DG	SN	PS	SC	IN				



MON 11 SEP 2023  
Start Time 21:00  
Game Duration: 00:41

### Results

RUNNING SCORE	
GRE - CYP	
1st Period	2nd Period
NAKOS T. <u>2 - 0</u>	NAKOS T. <u>2 - 0</u>
<u>2 - 2</u> LYRAS M.	<u>2 - 2</u> KRITIKOS G.
<u>2 - 4</u> IOANNIDES I.	PAPADOPOULOS D. <u>4 - 2</u>
KOLEZAKIS E. <u>4 - 4</u>	NAKOS T. <u>6 - 2</u>
<u>4 - 6</u> IOANNIDES I.	PAPADOPOULOS A. <u>8 - 2</u>
<u>4 - 8</u> LYRAS M.	<u>8 - 8</u> STEFANOU S.
KOLEZAKIS E. <u>6 - 8</u>	NAKOS T. <u>10 - 4</u>
<u>6 - 10</u> CHARALAMBOUS K.	<u>10 - 6</u> IOANNIDES I.
MARINOS N. <u>8 - 10</u>	<u>10 - 8</u> IOANNIDES I.
<u>8 - 12</u> STEFANOU S.	NAKOS T. <u>12 - 8</u>
KOLEZAKIS E. <u>10 - 12</u>	<u>12 - 10</u> CHARALAMBOUS K.
MARINOS N. <u>12 - 12</u>	NAKOS T. <u>14 - 10</u>
<u>12 - 14</u> CHARALAMBOUS K.	PAPADOPOULOS D. <u>16 - 10</u>
<u>12 - 16</u> PAPATRYFONOS C.	PAPADOPOULOS D. <u>18 - 10</u>
<u>12 - 18</u> LYRAS M.	<u>18 - 12</u> SCHODDER N.
MARINOS N. <u>14 - 18</u>	<u>18 - 14</u> CHARALAMBOUS K.
NAKOS T. <u>16 - 18</u>	PAPADOPOULOS D. <u>20 - 14</u>
	NAKOS T. <u>22 - 14</u>
	<u>22 - 16</u> CHARALAMBOUS K.
	<u>22 - 18</u> CHARALAMBOUS K.
	KOLEZAKIS E. <u>24 - 18</u>
	PAPADOPOULOS A. <u>26 - 18</u>
	<u>26 - 20</u> IOANNIDES I.
	NAKOS T. <u>27 - 20</u>
	NAKOS T. <u>28 - 20</u>

<u>0 - 2</u> LYRAS M.
THEODOROU K. <u>2 - 2</u>
MARINOS N. <u>4 - 2</u>
<u>4 - 4</u> SCHODDER N.
<u>4 - 6</u> KRITIKOS G.
Shoot-out

LEGEND			
%	Efficiency	6mP	6 metre Penalty
Fld	Field Goal	G / S	Goals / Shots
RC	Red Cards	SPC	Specialist Goal
		DGK	Direct Goalkeeper Goal
		INF	In-Flight Goal
		SPN	Spin Goal
		DR	Disqualification with Report
		Pts	Points
		SUS	Suspension



TUE 12 SEP 2023  
Start Time 15:30  
Game Duration: 00:42

## Results

### CRO 2 vs 0 CYP (26-14) (30-20)

Referees: Sergio MARTINEZ MIRON (ESP) Victor ROLLAN MARTIN (ESP)

#### CRO - Croatia

Players		Shots									Punishments		
No.	Name	Pts	G / S	%	Fld	SPC	INF	SPN	6mP	DGK	SUS	RC	DR
1	TERIHAIJ Jan												
3	LAUS Tomislav										1		
4	FABEK Antonio	18	9/12	75				9/12					
5	JURIC Ivan	8	4/5	80			0/1	3/3	1/1				
6	MLINARIC Filip	8	4/4	100		3/3		1/1					
10	CVJETICANIN Fran	2	1/1	100				1/1					
15	KLARIC Noa												
16	JAKELJIC Matej	8	4/9	44				4/9					
27	LUCIC Sebastian	10	5/6	83			5/6						
36	BABIC Stjepan	2	1/1	100				1/1					
<b>Bench/Team</b>													
<b>Totals</b>		56	28/38	74		3/3	5/7	19/27	1/1		1		
No.	Name	S/S	%	F1	DG	SN	PS	SC	IN				

#### CYP - Cyprus

Players		Shots									Punishments		
No.	Name	Pts	G / S	%	Fld	SPC	INF	SPN	6mP	DGK	SUS	RC	DR
1	CHARALAMBOUS Konstantinos	6	3/7	43				3/7					
2	LYRAS Michalis	6	3/6	50			1/1	2/5					
3	IOANNIDES Ioannis	12	6/6	100			3/3	3/3					
4	SCHODDER Nicolas	2	1/2	50				1/2					
5	KRITIKOS Georgios Ioannis	2	1/2	50		1/1		0/1					
6	PAPATRYFONOS Charalambos												
7	PETROS Poupas	2	1/1	100					1/1				
8	STYLIANOU Andreas												
9	VORKAS Kyriakos		0/1	0					0/1				
10	STEFANOU Stefanos	4	2/4	50		1/3			1/1				
<b>Bench/Team</b>													
<b>Totals</b>		34	17/29	59		2/4	4/4	9/18	2/3				
No.	Name	S/S	%	F1	DG	SN	PS	SC	IN				



TUE 12 SEP 2023  
Start Time 15:30  
Game Duration: 00:42

## Results

### RUNNING SCORE

#### CRO - CYP

1st Period		2nd Period	
MLINARIC F.	2 - 0	JURIC I.	2 - 0
	2 - 2 IOANNIDES I.	FABEK A.	4 - 0
FABEK A.	4 - 2	MLINARIC F.	6 - 0
	4 - 4 IOANNIDES I.	LUCIC S.	8 - 0
	4 - 6 SCHODDER N.	JAKELJIC M.	10 - 0
JAKELJIC M.	6 - 6		10 - 2 STEFANO S.
FABEK A.	8 - 6	MLINARIC F.	12 - 2
LUCIC S.	10 - 6	FABEK A.	14 - 2
JAKELJIC M.	12 - 6		14 - 4 IOANNIDES I.
FABEK A.	14 - 6		14 - 6 LYRAS M.
	14 - 8 IOANNIDES I.	JURIC I.	16 - 6
FABEK A.	16 - 8		16 - 8 LYRAS M.
JAKELJIC M.	18 - 8	JURIC I.	18 - 8
	18 - 10 CHARALAMBOUS K.		18 - 10 LYRAS M.
FABEK A.	20 - 10	MLINARIC F.	20 - 10
LUCIC S.	22 - 10		20 - 12 KRITIKOS G.
	22 - 12 STEFANO S.	FABEK A.	22 - 12
BABIC S.	24 - 12	FABEK A.	24 - 12
	24 - 14 IOANNIDES I.		24 - 14 CHARALAMBOUS K.
LUCIC S.	26 - 14	CVJETICANIN F.	26 - 14
			26 - 16 IOANNIDES I.
		JURIC I.	28 - 16
			28 - 18 PETROS P.
		LUCIC S.	30 - 18
			30 - 20 CHARALAMBOUS K.

### LEGEND

%	Efficiency	6mP	6 metre Penalty	DGK	Direct Goalkeeper Goal	DR	Disqualification with Report
Fld	Field Goal	G / S	Goals / Shots	INF	In-Flight Goal	Pts	Points
RC	Red Cards	SPC	Specialist Goal	SPN	Spin Goal	SUS	Suspension



TUE 12 SEP 2023

## Results

Start Time 16:20

Game Duration: 00:51

### ITA 2 vs 1 ESP (18-24) (24-21) 7-4

Referees: Dario RUPCIC (CRO) Ivica BOTINCAN (CRO)

#### ITA - Italy

Players		Shots									Punishments		
No.	Name	Pts	G / S	%	Fld	SPC	INF	SPN	6mP	DGK	SUS	RC	DR
1	ILIC Ivan	2	1/1	100						1/1			
2	POSTOGNA Thomas												
3	ARENA Luigi	3	2/4	50	1/1	0/1		0/1	1/1				
4	BALOGH SEDDA Nicolas Carlos	4	2/2	100			1/1	1/1			1		
5	D'ATTIS Alessio												
6	MAZZANTI Gregorio												
7	DIEGUEZ Nicolas	12	6/8	75			0/1	6/7					
8	NOTARANGELO Davide	16	8/13	62				8/13					
9	BELTRAMI Marco		0/1	0					0/1		1		
10	MITTERRUTZNER Christian	12	6/7	86				6/7					
<b>Bench/Team</b>													
<b>Totals</b>		49	25/36	69	1/1	0/1	1/2	21/29	1/2	1/1	2		
No.	Name	S/S	%	F1	DG	SN	PS	SC	IN				

#### ESP - Spain

Players		Shots									Punishments		
No.	Name	Pts	G / S	%	Fld	SPC	INF	SPN	6mP	DGK	SUS	RC	DR
1	DONDERIS VEGAS Carlos	4	2/2	100						2/2			
3	TOURE JABBY Elhij												
4	MIRANDA SIRVENT Antoine	3	2/2	100	1/1			1/1			1		
6	MARTIN RUIZ Pablo	14	7/10	70		4/6		1/1	2/3				
7	VENEGAS RODRIGUEZ Sergio Jose	11	6/11	55	1/1			5/10					
10	ORTOLA LOPEZ Adria	4	2/4	50			1/2	1/2					
16	GONZALEZ COBO Carlos												
19	HIDALGO TORRECILLA Adrian												
24	DELGADO SANCHEZ Javier	13	7/11	64	1/1			6/10					
<b>Bench/Team</b>													
<b>Totals</b>		49	26/40	65	3/3	4/6	1/2	14/24	2/3	2/2	1		
No.	Name	S/S	%	F1	DG	SN	PS	SC	IN				



TUE 12 SEP 2023  
Start Time 16:20  
Game Duration: 00:51

## Results

### RUNNING SCORE

1st Period	
0 - 2	DELGADO SANCHEZ
0 - 4	DONDERIS VEGAS
0 - 6	DELGADO SANCHEZ
2 - 6	NOTARANGELO D.
2 - 8	VENEGAS RODRIGU
4 - 8	DIEGUEZ N.
4 - 10	MARTIN RUIZ P.
6 - 10	MITTERRUTZNER C
6 - 12	DELGADO SANCHEZ
8 - 12	DIEGUEZ N.
8 - 14	MARTIN RUIZ P.
8 - 16	DONDERIS VEGAS
8 - 18	ORTOLA LOPEZ A.
10 - 18	MITTERRUTZNER C
10 - 20	VENEGAS RODRIGU
12 - 20	BALOGH SEDDA N.
14 - 20	ILIC I.
14 - 22	MARTIN RUIZ P.
16 - 22	NOTARANGELO D.
16 - 23	DELGADO SANCHEZ
18 - 23	MITTERRUTZNER C
18 - 24	VENEGAS RODRIGU

ITA - ESP	
2nd Period	
2 - 0	NOTARANGELO D.
2 - 2	ORTOLA LOPEZ A.
4 - 2	DIEGUEZ N.
4 - 4	MARTIN RUIZ P.
6 - 4	MITTERRUTZNER C
6 - 6	MARTIN RUIZ P.
8 - 6	MITTERRUTZNER C
8 - 8	DELGADO SANCHEZ
10 - 8	ARENA L.
10 - 10	DELGADO SANCHEZ
10 - 12	MARTIN RUIZ P.
12 - 12	NOTARANGELO D.
12 - 14	DELGADO SANCHEZ
14 - 14	DIEGUEZ N.
14 - 16	MARTIN RUIZ P.
16 - 16	NOTARANGELO D.
16 - 17	MIRANDA SIRVENT
18 - 17	NOTARANGELO D.
20 - 17	NOTARANGELO D.
20 - 19	VENEGAS RODRIGU
22 - 19	MITTERRUTZNER C
22 - 21	VENEGAS RODRIGU
24 - 21	DIEGUEZ N.

2 - 0	DIEGUEZ N.
2 - 2	VENEGAS RODRIGU
4 - 2	NOTARANGELO D.
4 - 4	MIRANDA SIRVENT
6 - 4	BALOGH SEDDA N.
7 - 4	ARENA L.
Shoot-out	

### LEGEND

%	Efficiency	6mP	6 metre Penalty	DGK	Direct Goalkeeper Goal	DR	Disqualification with Report
Fld	Field Goal	G / S	Goals / Shots	INF	In-Flight Goal	Pts	Points
RC	Red Cards	SPC	Specialist Goal	SPN	Spin Goal	SUS	Suspension





TUE 12 SEP 2023  
Start Time 12:00  
Game Duration: 00:47

## Results

### MAR 1 vs 2 GRE (18-21) (21-16) 4-8

Referees: Dario RUPCIC (CRO) Ivica BOTINCAN (CRO)

#### MAR - Morocco

Players		Shots									Punishments		
No.	Name	Pts	G / S	%	Fld	SPC	INF	SPN	6mP	DGK	SUS	RC	DR
2	FLISS Achraf										1	1	
3	HAMED Mohamed Rachid	8	4/9	44		4/8		0/1					
4	EL HAMDAOUI Abdelhakim												
5	EL HAKIMY Hicham												
7	EL HARTI Hicham	2	1/1	100				1/1			1		
8	EL GUENS Mohamed	4	2/4	50				2/4					
19	EL MTOUNI El Mehdi	18	9/12	75			2/2	7/10					
94	ISMAILI ALAOUI Mehdi	9	5/10	50	1/2		1/5	2/2	1/1				
98	LAGHRIDAT Said	2	1/1	100				1/1					
99	OUAALI Jamal		0/1	0						0/1			
<b>Bench/Team</b>													
<b>Totals</b>		43	22/38	58	1/2	4/8	3/7	13/19	1/1	0/1	2	1	
No.	Name	S/S	%	F1	DG	SN	PS	SC	IN				

#### GRE - Greece

Players		Shots									Punishments		
No.	Name	Pts	G / S	%	Fld	SPC	INF	SPN	6mP	DGK	SUS	RC	DR
3	BOUMPOULENTRAS Athanasios												
6	GOURGOUNIS Konstantinos												
7	MARINOS Nikolaos	8	4/7	57			2/3	2/4					
9	KOTSAMARIKOGLOU Ioannis												
11	THEODOROU Konstantinos	6	3/6	50				3/6					
12	PAPADOPOULOS Angelos												
13	NAKOS Tilemachos	9	5/6	83	1/1			4/5					
14	PAPADOPOULOS Dimitrios	4	2/6	33				2/6			1		
16	GEORGIOU Kanellos												
18	KOLEZAKIS Emmanouil	18	9/10	90		5/5			4/5				
<b>Bench/Team</b>													
<b>Totals</b>		45	23/35	66	1/1	5/5	2/3	11/21	4/5		1		
No.	Name	S/S	%	F1	DG	SN	PS	SC	IN				



TUE 12 SEP 2023  
Start Time 12:00  
Game Duration: 00:47

## Results

### RUNNING SCORE

#### MAR - GRE

1st Period	2nd Period	
0 - 2 THEODOROU K.	HAMED M. 2 - 0	0 - 2 THEODOROU K.
0 - 4 NAKOS T.	2 - 2 KOLEZAKIS E.	0 - 4 MARINOS N.
EL GUENS M. 2 - 4	ISMAILI ALAOU I. 4 - 2	EL HARTI H. 2 - 4
EL MTOUNI E. 4 - 4	4 - 4 KOLEZAKIS E.	2 - 6 NAKOS T.
4 - 6 MARINOS N.	EL MTOUNI E. 6 - 4	EL GUENS M. 4 - 6
4 - 8 KOLEZAKIS E.	EL MTOUNI E. 8 - 4	4 - 8 PAPADOPOULOS D.
EL MTOUNI E. 6 - 8	8 - 6 KOLEZAKIS E.	Shoot-out
6 - 10 KOLEZAKIS E.	ISMAILI ALAOU I. 10 - 6	
6 - 12 KOLEZAKIS E.	EL MTOUNI E. 12 - 6	
EL MTOUNI E. 8 - 12	12 - 8 KOLEZAKIS E.	
ISMAILI ALAOU I. 10 - 12	ISMAILI ALAOU I. 14 - 8	
10 - 14 MARINOS N.	LAGHRIDAT S. 16 - 8	
EL MTOUNI E. 12 - 14	16 - 10 THEODOROU K.	
12 - 16 KOLEZAKIS E.	HAMED M. 18 - 10	
EL MTOUNI E. 14 - 16	18 - 12 MARINOS N.	
14 - 18 KOLEZAKIS E.	18 - 14 NAKOS T.	
HAMED M. 16 - 18	ISMAILI ALAOU I. 19 - 14	
16 - 20 NAKOS T.	HAMED M. 21 - 14	
EL MTOUNI E. 18 - 20	21 - 16 PAPADOPOULOS D.	
18 - 21 NAKOS T.		

### LEGEND

%	Efficiency	6mP	6 metre Penalty	DGK	Direct Goalkeeper Goal	DR	Disqualification with Report
Fld	Field Goal	G / S	Goals / Shots	INF	In-Flight Goal	Pts	Points
RC	Red Cards	SPC	Specialist Goal	SPN	Spin Goal	SUS	Suspension



TUE 12 SEP 2023  
Start Time 12:50  
Game Duration: 00:36

## Results

### TUN 2 vs 0 KOS (22-11) (24-12)

Referees: Hicham MOGHALLI (MAR) Samir DKAKI (MAR)

#### TUN - Tunisia

Players		Shots									Punishments		
No.	Name	Pts	G / S	%	Fld	SPC	INF	SPN	6mP	DGK	SUS	RC	DR
10	CHLAGOU Hazem												
11	SFAR Ahmed												
19	CHETIOUI Marwen	8	4/4	100		4/4					1		
21	OUIJ Nessim	8	4/4	100		3/3		1/1					
23	FALLAH Hamza	14	7/8	88			3/4	4/4			1		
33	TOUZI Aimen	2	1/1	100				1/1					
84	ELABED Achraf	2	1/1	100						1/1			
86	MAAOUIA Mohamed		0/1	0				0/1					
88	SOUISSI Marwane	10	5/6	83		0/1				5/5			
99	BEN MIDA Mohamed Khalil	2	1/1	100			1/1						
<b>Bench/Team</b>													
<b>Totals</b>		46	23/26	88		7/8	4/5	6/7		6/6	2		
No.	Name	S/S	%	F1	DG	SN	PS	SC	IN				

#### KOS - Kosovo

Players		Shots									Punishments		
No.	Name	Pts	G / S	%	Fld	SPC	INF	SPN	6mP	DGK	SUS	RC	DR
1	DUGOLLI Dardan												
2	BAJRAMI Gent	1	1/1	100	1/1						1	1	
3	BRAHIMI Gentry		0/3	0		0/1		0/2					
4	HALILI Ardi	4	2/6	33		1/3	0/1	1/2			1		
5	QERIMI Erblin		0/1	0				0/1					
6	REXHA Florian	8	4/8	50		0/2	2/2	2/4					
7	TERZIQLI Kapllan		0/1	0			0/1						
8	KULETA Enis	2	1/3	33				1/3					
9	NEZIRI Arber	6	3/7	43		2/5			1/2				
12	KORO Muhammed	2	1/3	33		0/1				1/2			
<b>Bench/Team</b>													
<b>Totals</b>		23	12/33	36	1/1	3/12	2/4	4/12	1/2	1/2	2	1	
No.	Name	S/S	%	F1	DG	SN	PS	SC	IN				



TUE 12 SEP 2023  
Start Time 12:50  
Game Duration: 00:36

## Results

### RUNNING SCORE

1st Period	
OUJI N.	2 - 0
2 - 2	NEZIRI A.
2 - 4	KORO M.
FALLAH H.	4 - 4
4 - 6	HALILI A.
FALLAH H.	6 - 6
SOUISSI M.	8 - 6
OUJI N.	10 - 6
OUJI N.	12 - 6
SOUISSI M.	14 - 6
14 - 7	BAJRAMI G.
OUJI N.	16 - 7
BEN MIDA M.	18 - 7
18 - 9	NEZIRI A.
18 - 11	NEZIRI A.
ELABED A.	20 - 11
CHETIOUI M.	22 - 11

TUN - KOS	
2nd Period	
CHETIOUI M.	2 - 0
SOUISSI M.	4 - 0
4 - 2	REXHA F.
CHETIOUI M.	6 - 2
SOUISSI M.	8 - 2
8 - 4	KULETA E.
CHETIOUI M.	10 - 4
TOUZI A.	12 - 4
12 - 6	REXHA F.
FALLAH H.	14 - 6
FALLAH H.	16 - 6
FALLAH H.	18 - 6
18 - 8	HALILI A.
18 - 10	REXHA F.
FALLAH H.	20 - 10
SOUISSI M.	22 - 10
22 - 12	REXHA F.
FALLAH H.	24 - 12

### LEGEND

%	Efficiency	6mP	6 metre Penalty	DGK	Direct Goalkeeper Goal	DR	Disqualification with Report
Fld	Field Goal	G / S	Goals / Shots	INF	In-Flight Goal	Pts	Points
RC	Red Cards	SPC	Specialist Goal	SPN	Spin Goal	SUS	Suspension



WED 13 SEP 2023  
Start Time 19:00  
Game Duration: 00:44

## Results

### CRO 2 vs 0 ITA (22-18) (23-20)

Referees: Sergio MARTINEZ MIRON (ESP) Victor ROLLAN MARTIN (ESP)

#### CRO - Croatia

Players		Shots									Punishments		
No.	Name	Pts	G / S	%	Fld	SPC	INF	SPN	6mP	DGK	SUS	RC	DR
1	TERIHAIJ Jan										1		
3	LAUS Tomislav												
4	FABEK Antonio	14	7/11	64				7/11					
5	JURIC Ivan	6	3/4	75				2/2	1/2				
6	MLINARIC Filip	6	3/5	60		3/5							
10	CVJETICANIN Fran										1		
15	KLARIC Noa												
16	JAKELJIC Matej	9	5/9	56	1/1			4/7	0/1				
27	LUCIC Sebastian	2	1/3	33	0/1		1/1	0/1			1		
36	BABIC Stjepan	8	4/5	80	0/1	1/1		3/3					
<b>Bench/Team</b>													
<b>Totals</b>		45	23/37	62	1/3	4/6	1/1	16/24	1/3		3		
No.	Name	S/S	%	F1	DG	SN	PS	SC	IN				

#### ITA - Italy

Players		Shots									Punishments		
No.	Name	Pts	G / S	%	Fld	SPC	INF	SPN	6mP	DGK	SUS	RC	DR
1	ILIC Ivan												
2	POSTOGNA Thomas												
3	ARENA Luigi	4	2/3	67					2/3				
4	BALOGH SEDDA Nicolas Carlos	2	1/2	50			1/2						
5	D'ATTIS Alessio										1		
6	MAZZANTI Gregorio												
7	DIEGUEZ Nicolas	18	9/13	69			2/3	7/10					
8	NOTARANGELO Davide	8	4/8	50				4/8					
9	BELTRAMI Marco	2	1/3	33					1/3		1		
10	MITTERRUTZNER Christian	4	2/2	100				2/2					
<b>Bench/Team</b>													
<b>Totals</b>		38	19/31	61			3/5	13/20	3/6		2		
No.	Name	S/S	%	F1	DG	SN	PS	SC	IN				



WED 13 SEP 2023  
Start Time 19:00  
Game Duration: 00:44

## Results

### RUNNING SCORE

	1st Period	
MLINARIC F.	2	- 0
	2	- 2 NOTARANGELO D.
LUCIC S.	4	- 2
FABEK A.	6	- 2
	6	- 4 DIEGUEZ N.
FABEK A.	8	- 4
	8	- 6 DIEGUEZ N.
	8	- 8 NOTARANGELO D.
MLINARIC F.	10	- 8
	10	- 10 DIEGUEZ N.
JURIC I.	12	- 10
	12	- 12 MITTERRUTZNER C
BABIC S.	14	- 12
	14	- 14 DIEGUEZ N.
MLINARIC F.	16	- 14
BABIC S.	18	- 14
BABIC S.	20	- 14
	20	- 16 MITTERRUTZNER C
JAKELJIC M.	22	- 16
	22	- 18 DIEGUEZ N.

	CRO - ITA	
	2nd Period	
JAKELJIC M.	2	- 0
	2	- 2 DIEGUEZ N.
JAKELJIC M.	4	- 2
	4	- 4 DIEGUEZ N.
JURIC I.	6	- 4
	6	- 6 BALOGH SEDDA N.
	6	- 8 DIEGUEZ N.
FABEK A.	8	- 8
JURIC I.	10	- 8
	10	- 10 BELTRAMI M.
BABIC S.	12	- 10
	12	- 12 NOTARANGELO D.
FABEK A.	14	- 12
FABEK A.	16	- 12
FABEK A.	18	- 12
	18	- 14 NOTARANGELO D.
FABEK A.	20	- 14
	20	- 16 ARENA L.
JAKELJIC M.	22	- 16
	22	- 18 ARENA L.
JAKELJIC M.	23	- 18
	23	- 20 DIEGUEZ N.

### LEGEND

%	Efficiency	6mP	6 metre Penalty	DGK	Direct Goalkeeper Goal	DR	Disqualification with Report
Fld	Field Goal	G / S	Goals / Shots	INF	In-Flight Goal	Pts	Points
RC	Red Cards	SPC	Specialist Goal	SPN	Spin Goal	SUS	Suspension



WED 13 SEP 2023  
Start Time 17:00  
Game Duration: 00:42

## Results

### CYP 0 vs 2 ESP (12-25) (16-28)

Referees: Stefano PIPITONE (ITA) Marilisa SARDISCO (ITA)

#### CYP - Cyprus

No.	Name	Pts	Shots							Punishments			
			G / S	%	Fld	SPC	INF	SPN	6mP	DGK	SUS	RC	DR
1	CHARALAMBOUS Konstantinos	6	3/5	60				3/5					
2	LYRAS Michalis	6	3/5	60				3/5					
3	IOANNIDES Ioannis	2	1/4	25		1/1		0/3					
4	SCHODDER Nicolas	6	3/3	100				3/3			1		
5	KRITIKOS Georgios Ioannis	2	1/3	33				1/3					
6	PAPATRYFONOS Charalambos	2	1/2	50			1/1	0/1					
7	PETROS Poupas	2	1/2	50					1/2				
8	STYLIANOU Andreas												
9	VORKAS Kyriakos										1	1	
10	STEFANOY Stefanos	2	1/3	33		0/2			1/1		1		
<b>Bench/Team</b>													
<b>Totals</b>		28	14/27	52		1/3	1/1	10/20	2/3		3	1	
No.	Name	S/S	%	F1	DG	SN	PS	SC	IN				

#### ESP - Spain

No.	Name	Pts	Shots							Punishments			
			G / S	%	Fld	SPC	INF	SPN	6mP	DGK	SUS	RC	DR
1	DONDERIS VEGAS Carlos	2	1/1	100						1/1			
3	TOURE JABBY Elhij												
4	MIRANDA SIRVENT Antoine	2	1/3	33			1/2	0/1					
6	MARTIN RUIZ Pablo	16	8/8	100		5/5			3/3				
7	VENEGAS RODRIGUEZ Sergio Jose	16	8/11	73				8/11					
10	ORTOLA LOPEZ Adria	2	1/2	50			1/2				1		
16	GONZALEZ COBO Carlos												
19	HIDALGO TORRECILLA Adrian	1	1/2	50	1/1			0/1					
24	DELGADO SANCHEZ Javier	14	7/9	78				7/9					
<b>Bench/Team</b>													
<b>Totals</b>		53	27/36	75	1/1	5/5	2/4	15/22	3/3	1/1	1		
No.	Name	S/S	%	F1	DG	SN	PS	SC	IN				



WED 13 SEP 2023  
Start Time 17:00  
Game Duration: 00:42

## Results

RUNNING SCORE	
<b>CYP - ESP</b>	
1st Period	2nd Period
0 - 2 DELGADO SANCHEZ	0 - 2 MARTIN RUIZ P.
0 - 4 VENEGAS RODRIGU	CHARALAMBOUS K. 2 - 2
SCHODDER N. 2 - 4	2 - 4 DELGADO SANCHEZ
2 - 6 MARTIN RUIZ P.	2 - 6 DELGADO SANCHEZ
SCHODDER N. 4 - 6	CHARALAMBOUS K. 4 - 6
4 - 8 VENEGAS RODRIGU	4 - 8 DELGADO SANCHEZ
LYRAS M. 6 - 8	4 - 10 MARTIN RUIZ P.
6 - 10 DELGADO SANCHEZ	PAPATRYFONOS C. 6 - 10
LYRAS M. 8 - 10	6 - 12 VENEGAS RODRIGU
8 - 12 VENEGAS RODRIGU	STEFANOU S. 8 - 12
8 - 14 DELGADO SANCHEZ	8 - 14 MIRANDA SIRVENT
8 - 16 VENEGAS RODRIGU	8 - 16 MARTIN RUIZ P.
8 - 18 VENEGAS RODRIGU	IOANNIDES I. 10 - 16
PETROS P. 10 - 18	KRITIKOS G. 12 - 16
10 - 20 DELGADO SANCHEZ	12 - 18 MARTIN RUIZ P.
10 - 22 MARTIN RUIZ P.	CHARALAMBOUS K. 14 - 18
LYRAS M. 12 - 22	14 - 20 VENEGAS RODRIGU
12 - 24 MARTIN RUIZ P.	14 - 22 DONDERIS VEGAS
12 - 25 HIDALGO TORRECI	14 - 24 ORTOLA LOPEZ A.
	14 - 26 MARTIN RUIZ P.
	14 - 28 VENEGAS RODRIGU
	SCHODDER N. 16 - 28

### LEGEND

%	Efficiency	6mP	6 metre Penalty	DGK	Direct Goalkeeper Goal	DR	Disqualification with Report
Fld	Field Goal	G / S	Goals / Shots	INF	In-Flight Goal	Pts	Points
RC	Red Cards	SPC	Specialist Goal	SPN	Spin Goal	SUS	Suspension





WED 13 SEP 2023  
Start Time 11:40  
Game Duration: 00:34

### Results

## GRE 0 vs 2 TUN (14-19) (16-18)

Referees: Sergio MARTINEZ MIRON (ESP) Victor ROLLAN MARTIN (ESP)

#### GRE - Greece

Players		Shots									Punishments		
No.	Name	Pts	G / S	%	Fld	SPC	INF	SPN	6mP	DGK	SUS	RC	DR
3	BOUMPOULENTRAS Athanasios												
6	GOURGOMIS Konstantinos												
7	MARINOS Nikolaos	6	3/6	50			3/5	0/1					
9	KOTSAMARIKOGLOU Ioannis	2	1/2	50				1/2					
11	THEODOROU Konstantinos	4	2/3	67				2/3					
12	PAPADOPOULOS Angelos	2	1/4	25			1/4						
13	NAKOS Tilemachos	14	7/12	58				6/11	1/1				
14	PAPADOPOULOS Dimitrios												
16	GEORGIOU Kanellos	2	1/2	50				1/2					
18	KOLEZAKIS Emmanouil		0/1	0					0/1				
<b>Bench/Team</b>											1		
<b>Totals</b>		30	15/30	50			4/9	10/19	1/2		1		
No.	Name	S/S	%	F1	DG	SN	PS	SC	IN				

#### TUN - Tunisia

Players		Shots									Punishments		
No.	Name	Pts	G / S	%	Fld	SPC	INF	SPN	6mP	DGK	SUS	RC	DR
10	CHLAGOU Hazem	6	3/3	100				3/3					
11	SFAR Ahmed		0/2	0				0/2					
19	CHETIOUI Marwen	10	5/8	63		5/8							
21	OUI Nessim	8	4/8	50				4/8					
23	FALLAH Hamza	11	6/12	50	1/2		0/2	5/8					
33	TOUZI Aimen	2	1/2	50	0/1			1/1					
84	ELABED Achraf										1		
86	MAAOUIA Mohamed										1		
88	SOUISSI Marwane												
99	BEN MIDA Mohamed Khalil		0/3	0				0/3					
<b>Bench/Team</b>													
<b>Totals</b>		37	19/38	50	1/3	5/8	0/2	13/25			2		
No.	Name	S/S	%	F1	DG	SN	PS	SC	IN				



WED 13 SEP 2023  
 Start Time 11:40  
 Game Duration: 00:34

## Results

### RUNNING SCORE

	1st Period	
THEODOROU K.	2	- 0
GEORGIOU K.	4	- 0
	4	- 2 CHETIOUI M.
	4	- 4 FALLAH H.
NAKOS T.	6	- 4
	6	- 6 OUJI N.
MARINOS N.	8	- 6
	8	- 8 OUJI N.
	8	- 10 CHETIOUI M.
	8	- 12 OUJI N.
	8	- 14 CHLAGOU H.
MARINOS N.	10	- 14
NAKOS T.	12	- 14
NAKOS T.	14	- 14
	14	- 16 CHLAGOU H.
	14	- 18 CHETIOUI M.
	14	- 19 FALLAH H.

	2nd Period	
	0	- 2 FALLAH H.
	0	- 4 FALLAH H.
NAKOS T.	2	- 4
	2	- 6 OUJI N.
PAPADOPOULOS A.	4	- 6
KOTSAMARIKOGLOU	6	- 6
NAKOS T.	8	- 6
	8	- 8 CHETIOUI M.
	8	- 10 FALLAH H.
	8	- 12 CHLAGOU H.
MARINOS N.	10	- 12
	10	- 14 TOUZI A.
	10	- 16 FALLAH H.
	10	- 18 CHETIOUI M.
NAKOS T.	12	- 18
THEODOROU K.	14	- 18
NAKOS T.	16	- 18

### LEGEND

%	Efficiency	6mP	6 metre Penalty	DGK	Direct Goalkeeper Goal	DR	Disqualification with Report
Fld	Field Goal	G / S	Goals / Shots	INF	In-Flight Goal	Pts	Points
RC	Red Cards	SPC	Specialist Goal	SPN	Spin Goal	SUS	Suspension



WED 13 SEP 2023  
Start Time 10:50  
Game Duration: 00:37

## Results

### MAR 2 vs 0 KOS (29-5) (24-14)

Referees: Antonio Daniel GUEDES OLIVEIRA (POR) Rui Filipe SIMOES DE ALMEIDA (POR)

#### MAR - Morocco

Players		Shots									Punishments		
No.	Name	Pts	G / S	%	Fld	SPC	INF	SPN	6mP	DGK	SUS	RC	DR
2	FLISS Achraf	2	1/1	100				1/1					
3	HAMED Mohamed Rachid	28	14/15	93		13/13		1/1		0/1			
4	EL HAMDAOUI Abdelhakim	2	1/2	50			1/2						
5	EL HAKIMY Hicham												
7	EL HARTI Hicham										1		
8	EL GUENS Mohamed												
19	EL MTOUNI El Mehdi	4	2/3	67			2/2	0/1					
94	ISMAILI ALAOUI Mehdi	9	5/5	100	1/1	1/1	2/2	1/1					
98	LAGHRIDAT Said	8	4/4	100			2/2	2/2					
99	OUAALI Jamal												
<b>Bench/Team</b>													
<b>Totals</b>		53	27/30	90	1/1	14/14	7/8	5/6		0/1	1		
No.	Name	S/S	%	F1	DG	SN	PS	SC	IN				

#### KOS - Kosovo

Players		Shots									Punishments		
No.	Name	Pts	G / S	%	Fld	SPC	INF	SPN	6mP	DGK	SUS	RC	DR
1	DUGOLLI Dardan												
2	BAJRAMI Gent		0/2	0	0/1			0/1					
3	BRAHIMI Gentrif	2	1/3	33			0/1	1/2					
4	HALILI Ardi	4	2/5	40	0/1		0/1	2/3					
5	QERIMI Erblin	1	1/2	50	1/2								
6	REXHA Florian	2	1/4	25		0/1	0/1	0/1	1/1				
7	TERZIQLI Kapllan												
8	KULETA Enis	8	4/10	40				4/9	0/1				
9	NEZIRI Arber	2	1/3	33		1/3							
12	KORO Muhammed												
<b>Bench/Team</b>													
<b>Totals</b>		19	10/29	34	1/4	1/4	0/3	7/16	1/2				
No.	Name	S/S	%	F1	DG	SN	PS	SC	IN				



WED 13 SEP 2023  
Start Time 10:50  
Game Duration: 00:37

## Results

### RUNNING SCORE

#### MAR - KOS

1st Period	
HAMED M.	2 - 0
EL MTOUNI E.	4 - 0
HAMED M.	6 - 0
HAMED M.	8 - 0
8 - 2	KULETA E.
HAMED M.	10 - 2
HAMED M.	12 - 2
LAGHRIDAT S.	14 - 2
HAMED M.	16 - 2
ISMAILI ALAOUI	18 - 2
HAMED M.	20 - 2
20 - 4	BRAHIMI G.
ISMAILI ALAOUI	22 - 4
HAMED M.	24 - 4
EL HAMDAOUI A.	26 - 4
ISMAILI ALAOUI	28 - 4
28 - 5	QERIMI E.
ISMAILI ALAOUI	29 - 5

2nd Period	
HAMED M.	2 - 0
2 - 2	KULETA E.
HAMED M.	4 - 2
LAGHRIDAT S.	6 - 2
EL MTOUNI E.	8 - 2
LAGHRIDAT S.	10 - 2
10 - 4	KULETA E.
HAMED M.	12 - 4
12 - 6	HALILI A.
HAMED M.	14 - 6
HAMED M.	16 - 6
16 - 8	NEZIRI A.
16 - 10	REXHA F.
ISMAILI ALAOUI	18 - 10
18 - 12	HALILI A.
HAMED M.	20 - 12
LAGHRIDAT S.	22 - 12
22 - 14	KULETA E.
FLISS A.	24 - 14

### LEGEND

%	Efficiency	6mP	6 metre Penalty	DGK	Direct Goalkeeper Goal	DR	Disqualification with Report
Fld	Field Goal	G / S	Goals / Shots	INF	In-Flight Goal	Pts	Points
RC	Red Cards	SPC	Specialist Goal	SPN	Spin Goal	SUS	Suspension

# BEACH WRESTLING

RESULTS  
BOOK

3<sup>rd</sup>  
MEDITERRANEAN  
BEACH GAMES



## Competition Schedule

As of WED 13 SEP 2023

Date	Session	Start Time	Estimated Finish Time	Weight Category / Round
TUE 12 SEP	1	08:00	15:00	Women BW -60 kg Preliminary Rounds Men BW -70 kg Preliminary Rounds Men BW -80 kg Preliminary Rounds
	2	16:00	23:00	Women BW -60 kg Semifinals,Finals Men BW -70 kg Semifinals,Finals Men BW -80 kg Semifinals,Finals
WED 13 SE	3	08:00	15:00	Women BW -70 kg Preliminary Rounds Women BW +70 kg Preliminary Rounds Men BW -90 kg Preliminary Rounds Men BW +90 kg Preliminary Rounds
	4	16:00	23:00	Women BW -70 kg Semifinals,Finals Women BW +70 kg Semifinals,Finals Men BW -90 kg Semifinals,Finals Men BW +90 kg Semifinals,Finals



## Competition Officials

As of TUE 12 SEP 2023

Function	Num Name	Country
Delegate	Pedro DOS SANTOS SILVA	POR - Portugal
Referee	Christos LIAKOS	GRE - Greece
	Savvas KOKKINIDIS	GRE - Greece
	Jerome TARTAVEZ	FRA - France
	Massimo STOPPONI	ITA - Italy
	Matej MARJANOVIC	CRO - Croatia
	Montasser ABIDI	TUN - Tunisia
	Fernandes NEREA	ESP - Spain
	Noureddine FAKIR	ALG - Algeria
	Rui Manuel ALVARO MARTA	POR - Portugal
	Stylios KANIDIS	GRE - Greece
International Technical Official		



## Medallists by Event

As of WED 13 SEP 2023 at 18:40

After 7 of 8 Events

Event	Date	Medal	Name	Country Code
Women BW +70 kg	WED 13 SEP 20	GOLD	ZACHEILA Stefania	GRE
		SILVER	PITSIAVA Aikaterini-Eirini	GRE
		BRONZE	GONZALEZ Angelique	FRA
Women BW -60 kg	TUE 12 SEP 202	GOLD	INDELICATO Francesca	ITA
		SILVER	AOUSSI Chaimaa Fouzia	ALG
		BRONZE	BAEZ DILONE Maria Victoria	ESP
Women BW -70 kg	WED 13 SEP 20	GOLD	PEREZ TOURINO Lydia	ESP
		SILVER	KURY Manon	FRA
		BRONZE	VOULGARI Lygeri-Athanasia	GRE
Men BW +90 kg	WED 13 SEP 20	GOLD	SAREM Omar	SYR
		SILVER	TSIOVOLOS Apostolos-Panagiotis	GRE
		BRONZE	CHRYSIDIS Achilleas	GRE
Men BW -70 kg	TUE 12 SEP 202	GOLD	STICKER Quentin	FRA
		SILVER	AROZMANIDIS Niko	GRE
		BRONZE	BEN TLIL Khaier Eddine	TUN
Men BW -80 kg	TUE 12 SEP 202	GOLD	CHRISTOFORIDIS Christos	GRE
		SILVER	DOULACHE Chawki	ALG
		BRONZE	DORO Gabriele	ITA
Men BW -90 kg	WED 13 SEP 20	GOLD	SAMARTSIDIS Christos	GRE
		SILVER	KOUKLARIS Angelos	GRE
		BRONZE	HADER Tomislav	CRO



## Medal Standings

As of WED 13 SEP 2023 at 18:40  
After 7 of 8 Events

Rank	Country	Men				Women				Total				Rank by total
		G	S	B	Tot	G	S	B	Tot	G	S	B	Tot	
1	GRE - Greece	2	3	1	6	1	1	1	3	3	4	2	9	1
2	FRA - France	1			1		1	1	2	1	1	1	3	2
3	ESP - Spain					1		1	2	1		1	2	= 3
3	ITA - Italy			1	1	1			1	1		1	2	= 3
5	SYR - Syrian Arab Republic	1			1					1			1	= 6
6	ALG - Algeria		1		1		1		1		2		2	= 3
7	CRO - Croatia			1	1							1	1	= 6
7	TUN - Tunisia			1	1							1	1	= 6
<b>Total:</b>		<b>4</b>	<b>4</b>	<b>4</b>	<b>12</b>	<b>3</b>	<b>3</b>	<b>3</b>	<b>9</b>	<b>7</b>	<b>7</b>	<b>7</b>	<b>21</b>	

### LEGEND

= Equal sign indicates that two or more **B** Bronze **G** Gold **S** Silver  
**Tot** Total

## Number of Entries by Country

### Women's Beach

As of WED 13 SEP 2023

Code	Country	Total entries by weight category			Total Athletes
		BW60	BW70	BW+70	
ALG	Algeria	1			1
CRO	Croatia	2			2
ESP	Spain	1	1	1	3
FRA	France	2	2	2	6
GRE	Greece	2	2	2	6
ITA	Italy	2	1	2	5
POR	Portugal		1		1
	Total: 7	10	7	7	24

## Number of Entries by Country

### Men's Beach

As of WED 13 SEP 2023

Code	Country	Total entries by weight category				Total Athletes
		BW70	BW80	BW90	BW+90	
ALB	Albania	1				1
ALG	Algeria	1	1	1	1	4
CRO	Croatia		1	1		2
ESP	Spain	1				1
FRA	France	1	2	1	2	6
GRE	Greece	2	2	2	2	8
ITA	Italy	1	2	2	2	7
POR	Portugal	1				1
SYR	Syrian Arab Republic				1	1
TUN	Tunisia	1		1	1	3
	Total: 10	9	8	8	9	34



## Entry List by Country

As of WED 13 SEP 2023

Country	Name	Gender	Weight Category	Date of Birth
-	DUMMY Dummy	Women	BW -60 kg	
	DUMMY Dummy	Men	BW -70 kg	
	DUMMY Dummy	Men	BW +90 kg	
<b>ALB</b>	- <b>Albania</b>			
	AVDYLI Endrio	Men	BW -70 kg	24 APR 2002
<b>ALG</b>	- <b>Algeria</b>			
	AOUISSI Chaimaa Fouzia	Women	BW -60 kg	18 JUN 1997
	DOULACHE Chawki	Men	BW -80 kg	9 APR 1997
	GACEM Yahia El Hadi	Men	BW -70 kg	10 AUG 1995
	GOUADMA Mohamed Islem	Men	BW -90 kg	15 JUN 1998
	HALOUI Hemza	Men	BW +90 kg	10 JUL 1994
<b>CRO</b>	- <b>Croatia</b>			
	KARTALIJA Stella	Women	BW -60 kg	28 MAY 1999
	LONCARIC Antonia	Women	BW -60 kg	
	HABEK Lovro	Men	BW -80 kg	3 SEP 1999
	HADER Tomislav	Men	BW -90 kg	22 SEP 2000
<b>ESP</b>	- <b>Spain</b>			
	BAEZ DILONE Maria Victoria	Women	BW -60 kg	18 MAY 1999
	PEREZ TOURINO Lydia	Women	BW -70 kg	17 OCT 1997
	RAMIREZ PERDOMO Maria Jose	Women	BW +70 kg	14 JUL 1997
	ALVAREZ IGLESIAS Carlos	Men	BW -70 kg	26 JUN 1996
<b>FRA</b>	- <b>France</b>			
	CABANNE Aurore	Women	BW -60 kg	15 JUN 1998
	CHEVREAU Ambre	Women	BW +70 kg	25 APR 2005
	GONZALEZ Angelique	Women	BW +70 kg	19 FEB 2001
	GUEDON Mathilde	Women	BW -70 kg	10 FEB 2004
	HAEMMERLE Josephine	Women	BW -60 kg	31 JAN 2002
	KURY Manon	Women	BW -70 kg	22 AUG 2002
	CUENOT Hugo	Men	BW -80 kg	1 FEB 1996
	LASHKHI Tariel	Men	BW +90 kg	14 JUL 1999
	LEPRINCE Ewan	Men	BW -80 kg	25 NOV 2002
	MAYRAND Mathis	Men	BW -90 kg	10 APR 1998
	STICKER Quentin	Men	BW -70 kg	8 DEC 1994
	ZANETTON Luc	Men	BW +90 kg	20 MAR 1997
<b>GRE</b>	- <b>Greece</b>			
	KAMENITSA Christina	Women	BW -60 kg	19 JUN 1994



## Entry List by Country

As of WED 13 SEP 2023

Country	Name	Gender	Weight Category	Date of Birth
	PAPAVASILEIOU Agoro	Women	BW -70 kg	11 MAR 1982
	PERDIKI Sofia	Women	BW -60 kg	4 FEB 2005
	PITSIAVA Aikaterini-Eirini	Women	BW +70 kg	11 JUL 1994
	VOULGARI Lygeri-Athanasia	Women	BW -70 kg	24 APR 1997
	ZACHEILA Stefania	Women	BW +70 kg	3 APR 1994
	AROZMANIDIS Niko	Men	BW -70 kg	12 FEB 1991
	CHRISTOFORIDIS Christos	Men	BW -80 kg	
	CHRYSIDIS Achilleas	Men	BW +90 kg	
	KARNAVAS Ilias-Rafail	Men	BW -70 kg	20 JAN 2005
	KOUKLARIS Angelos	Men	BW -90 kg	14 DEC 2002
	KOULOCHIDIS Georgios	Men	BW -80 kg	14 APR 1988
	SAMARTSIDIS Christos	Men	BW -90 kg	
	TSIOVOLOS Apostolos-Panagiotis	Men	BW +90 kg	20 NOV 2001
<b>ITA</b>	<b>- Italy</b>			
	BEVILACQUA Alice	Women	BW -60 kg	20 FEB 2003
	CONTRAFATTO Bianca	Women	BW -70 kg	16 OCT 2004
	D'ANTIMI Giorgia	Women	BW +70 kg	7 FEB 2005
	DATTILO Fabiana	Women	BW +70 kg	22 JUN 2004
	INDELICATO Francesca	Women	BW -60 kg	27 APR 1995
	DORO Gabriele	Men	BW -80 kg	2 MAR 1998
	FIDELBO Simone	Men	BW +90 kg	3 MAY 1998
	LUMIA Carmelo	Men	BW -90 kg	19 MAR 1990
	PAZZONA Andrea	Men	BW -80 kg	16 SEP 1994
	RAFFI Daniel	Men	BW -70 kg	31 AUG 1999
	RAFFI William	Men	BW -90 kg	30 MAY 1996
	VANDI Alessio Salvatore	Men	BW +90 kg	5 NOV 1990
<b>POR</b>	<b>- Portugal</b>			
	PEREIRA BRAZIO Sonia Marina	Women	BW -70 kg	14 MAY 1979
	RODRIGUES NICACIO GO Leandro	Men	BW -70 kg	16 NOV 2002
<b>SYR</b>	<b>- Syrian Arab Republic</b>			
	SAREM Omar	Men	BW +90 kg	10 MAR 2001
<b>TUN</b>	<b>- Tunisia</b>			
	BEN TLIL Khaier Eddine	Men	BW -70 kg	12 JUL 1998
	MNASRIA Sabri	Men	BW -90 kg	2 MAR 1989
	SAADAOUI Mohamed	Men	BW +90 kg	15 MAY 1995



## Entry List by Event

As of TUE 12 SEP 2023

Ctry	Name	Date of Birth
	DUMMY Dummy	
ALG - Algeria	AOUISSI Chaimaa Fouzia	18 JUN 1997
CRO - Croatia	KARTALIJA Stella	28 MAY 1999
	LONCARIC Antonia	
ESP - Spain	BAEZ DILONE Maria Victoria	18 MAY 1999
FRA - France	CABANNE Aurore	15 JUN 1998
	HAEMMERLE Josephine	31 JAN 2002
GRE - Greece	KAMENITSA Christina	19 JUN 1994
	PERDIKI Sofia	4 FEB 2005
ITA - Italy	BEVILACQUA Alice	20 FEB 2003
	INDELICATO Francesca	27 APR 1995

Total: 11 wrestlers



## Individual Medallists

As of TUE 12 SEP 2023 at 18:00

Medal	Name	Ctry
GOLD	INDELICATO Francesca	ITA - Italy
SILVER	AOUISSI Chaimaa Fouzia	ALG - Algeria
BRONZE	BAEZ DILONE Maria Victoria	ESP - Spain



## Competition Sheet

As of TUE 12 SEP 2023 at 17:13

Semi-finals

Gold-medal Bout

6	BAEZ DILONE M	ESP	0	
			2	

10	AOUISSI C	ALG	0	
			0	

10	AOUISSI C	ALG	1	VPO
			2	

1	INDELICATO F	ITA	4	VFA
			4	

1	INDELICATO F	ITA	2	VSU
			3	

7	KAMENITSA C	GRE	0	
			0	

Draw number	Classification points		Victory type	
1	LASTNAME Firstname	NOC	3	VPO
			5	
Technical points				
Victory types				
VFA	by 3-points loser no pts	VFO	Victory by forfeit	
VFA	by 3-point, loser points	DSQ	Victory by disqualification	
VSU	3 points, loser no points	ZDSQ	Double disqualification	
VSU	3 points, loser points	VIN	Victory by injury	
VPO	less than 3 points	VCA	Victory by 3 cautions	

GOLD

20	INDELICATO F	ITA
----	--------------	-----

SILVER

255	AOUISSI C	ALG
-----	-----------	-----

Classification			
1	INDELICATO Francesca	ITA	
2	AOUISSI Chaimaa Fouzi	AL	
3	BAEZ DILONE Maria Vic	ES	
4	KAMENITSA Christina	GR	

Bronze-medal

6	BAEZ DILONE M	ESP	2	VSU
			3	

7	KAMENITSA C	GRE	0	
			0	





## Competition Sheet Nordic

As of TUE 12 SEP 2023 at 13:11

8	LONCARIC A.	CRO	0/0		6	BAEZ DILONE M	ESP
6	BAEZ DILONE M	ESP	2/3	VSU			
10	AOUISSI C	ALG	2/3	VSU1	10	AOUISSI C	ALG
4	BEVILACQUA A	ITA	1/1				

Draw number		Classification points	
1	LASTNAME Firstname NOC	3	VPO1
Technical points		Victory type	
Victory types			
VFA	by 3-points loser no pts	VFO	Victory by forfeit
VFA	by 3-point, loser points	DSQ	Victory by disqualification
VSU	3 points, loser no points	2DSQ	Double disqualification
VSU1	3 points, loser points	VIN	Victory by injury
VPO	less than 3 points	VCA	Victory by 3 cautions

Pool A				Matches			
Rank	Ctry	Name		Played	Won	Lost	Points
1	ALG	AOUISSI Chaimaa Fouzia		1	1	0	2
1	ESP	BAEZ DILONE Maria Victoria		1	1	0	2
3	ITA	BEVILACQUA Alice		1	0	1	1
3	CRO	LONCARIC Antonia		1	0	1	0

2	KARTALIJA S	CRO	0/0		6	BAEZ DILONE M	ESP
6	BAEZ DILONE M	ESP	4/3	VFA			
3	PERDIKI S	GRE	1/1		7	KAMENITSA C	GRE
7	KAMENITSA C	GRE	2/3	VSU1			
7	KAMENITSA C	GRE	0/0		6	BAEZ DILONE M	ESP
6	BAEZ DILONE M	ESP	1/1	VPO			
3	PERDIKI S	GRE	1/1		2	KARTALIJA S	CRO
2	KARTALIJA S	CRO	2/3	VSU1			
3	PERDIKI S	GRE	0/0		6	BAEZ DILONE M	ESP
6	BAEZ DILONE M	ESP	2/3	VSU			
7	KAMENITSA C	GRE	2/3	VSU	7	KAMENITSA C	GRE
2	KARTALIJA S	CRO	0/0				

Pool B				Matches			
Rank	Ctry	Name		Played	Won	Lost	Points
1	ESP	BAEZ DILONE Maria Victoria		3	3	0	7
2	GRE	KAMENITSA Christina		3	2	1	4
3	CRO	KARTALIJA Stella		3	1	2	2
4	GRE	PERDIKI Sofia		3	0	3	2

9	CABANNE A	FRA	0/0		10	AOUISSI C	ALG
10	AOUISSI C	ALG	2/3	VSU			
5	HAEMMERLE J	FRA	4/4	VFA1	5	HAEMMERLE J	FRA
1	INDELICATO F	ITA	1/1				



### Competition Sheet Nordic

As of TUE 12 SEP 2023 at 13:11

5	HAEMMERLE J	FRA	1/1		10	AOUISSI C	ALG
10	AOUISSI C	ALG	2/3	VSU1			
9	CABANNE A	FRA	1/2		1	INDELICATO F	ITA
1	INDELICATO F	ITA	2/3	VSU1			
1	INDELICATO F	ITA	2/3	VSU			
10	AOUISSI C	ALG	0/0		1	INDELICATO F	ITA
9	CABANNE A	FRA	4/4	VFA1	9	CABANNE A	FRA
5	HAEMMERLE J	FRA	1/1				

Draw number	Classification points
1	LASTNAME Firstname NOC 3/5 VFO1
	Technical points
	Victory type
Victory types	
VFA	by 3-points loser no pts
VFA1	by 3-point, loser points
VSU	3 points, loser no points
VSU1	3 points, loser points
VFO	Victory by forfeit
DSQ	Victory by disqualification
2DSQ	Double disqualification
VIN	Victory by injury
VCA	Victory by 3 cautions

Pool C			Matches			
Rank	Ctry	Name	Played	Won	Lost	Points
1	ITA	INDELICATO Francesca	3	2	1	5
2	ALG	AOUISSI Chaimaa Fouzia	3	2	1	4
3	FRA	CABANNE Aureore	3	1	2	5
4	FRA	HAEMMERLE Josephine	3	1	2	6



## Final Classification

As of TUE 12 SEP 2023 at 18:15

Rank	Name	Country Cod
Gold	INDELICATO Francesca	ITA
Silver	AOUISSI Chaimaa Fouzia	ALG
Bronze	BAEZ DILONE Maria Victoria	ESP
4	KAMENITSA Christina	GRE
5	HAEMMERLE Josephine	FRA
6	CABANNE Aurore	FRA
7	KARTALIJA Stella	CRO
8	PERDIKI Sofia	GRE
9	BEVILACQUA Alice	ITA
10	LONCARIC Antonia	CRO



## Entry List by Event

As of WED 13 SEP 2023

Ctry	Name	Date of Birth
ESP - Spain	PEREZ TOURINO Lydia	17 OCT 1997
FRA - France	GUEDON Mathilde	10 FEB 2004
	KURY Manon	22 AUG 2002
GRE - Greece	PAPAVASILEIOU Agoro	11 MAR 1982
	VOULGARI Lygeri-Athanasia	24 APR 1997
ITA - Italy	CONTRAFATTO Bianca	16 OCT 2004
POR - Portugal	PEREIRA BRAZIO Sonia Marina	14 MAY 1979

Total: 7 wrestlers



## Individual Medallists

As of WED 13 SEP 2023 at 17:58

Medal	Name	Ctry
GOLD	PEREZ TOURINO Lydia	ESP - Spain
SILVER	KURY Manon	FRA - France
BRONZE	VOULGARI Lygeri-Athanasia	GRE - Greece



### Competition Sheet

As of WED 13 SEP 2023 at 16:04

Semi-finals

Gold-medal Bout

4	GUEDON M	FRA	1	
---	----------	-----	---	--

6	KURY M	FRA	0	0
---	--------	-----	---	---

6	KURY M	FRA	2	3	VSU1
---	--------	-----	---	---	------

7	PEREZ TOURINO L	ESP	2	1	VSU
---	-----------------	-----	---	---	-----

7	PEREZ TOURINO L	ESP	4	5	VFA
---	-----------------	-----	---	---	-----

1	VOULGARI L	GRE	0	0
---	------------	-----	---	---

4	GUEDON M	FRA	1	0
---	----------	-----	---	---

1	VOULGARI L	GRE	2	3	VSU1
---	------------	-----	---	---	------

Draw number	Classification points		Technical points		Victory type
1	LASTNAME	Firstname	NOC	3 5 VPO1	
Victory types					
VFA	by 3-points loser no pts		VFO	Victory by forfeit	
VFA	by 3-point, loser points		DSQ	Victory by disqualification	
VSU	3 points, loser no points		ZDSQ	Double disqualification	
VSU1	3 points, loser points		VIN	Victory by injury	
VPO	less than 3 points		VCA	Victory by 3 cautions	

GOLD

237	PEREZ TOURINO L	ESP
-----	-----------------	-----

SILVER

226	KURY M	FRA
-----	--------	-----

Classification		
1	PEREZ TOURINO Lvdi	ES
2	KURY Manon	FR
3	VOULGARI Lygeri-Athan	GR
4	GUEDON Mathilde	FR



## Competition Sheet Nordic

As of WED 13 SEP 2023 at 12:53

4	GUEDON M	FRA	$\frac{2}{3}$	VSU	4	GUEDON M	FRA
5	PEREIRA BRAZIO S	POR	$\frac{0}{0}$				
1	VOULGARI L	GRE	$\frac{1}{2}$		4	GUEDON M	FRA
4	GUEDON M	FRA	$\frac{2}{3}$	VSU1			
5	PEREIRA BRAZIO S	POR	$\frac{0}{0}$		1	VOULGARI L	GRE
1	VOULGARI L	GRE	$\frac{2}{3}$	VSU			

Draw number		Classification points	
1	LASTNAME Firstname NOC	$\frac{3}{5}$	VPO1
Technical points		Victory type	
Victory types			
VFA	by 3-points loser no pts	VFO	Victory by forfeit
VFA	by 3-point, loser points	DSQ	Victory by disqualification
VSU	3 points, loser no points	2DSQ	Double disqualification
VSU1	3 points, loser points	VIN	Victory by injury
VPO	less than 3 points	VCA	Victory by 3 cautions

Pool A			Matches			
Rank	Ctry	Name	Played	Won	Lost	Points
1	FRA	GUEDON Mathilde	2	2	0	4
2	GRE	VOULGARI Lygeri-Athanasia	2	1	1	3
3	POR	PEREIRA BRAZIO Sonia Marina	2	0	2	0

2	CONTRAFATTO B	ITA	$\frac{1}{1}$		6	KURY M	FRA
6	KURY M	FRA	$\frac{4}{3}$	VFA1			
3	PAPAVASILEIOU A	GRE	$\frac{0}{0}$		7	PEREZ TOURINO L	ESP
7	PEREZ TOURINO L	ESP	$\frac{1}{1}$	VPO			
2	CONTRAFATTO B	ITA	$\frac{0}{0}$		3	PAPAVASILEIOU A	GRE
3	PAPAVASILEIOU A	GRE	$\frac{4}{4}$	VFA			
6	KURY M	FRA	$\frac{0}{1}$		7	PEREZ TOURINO L	ESP
7	PEREZ TOURINO L	ESP	$\frac{1}{2}$	VPO			
2	CONTRAFATTO B	ITA	$\frac{0}{0}$		7	PEREZ TOURINO L	ESP
7	PEREZ TOURINO L	ESP	$\frac{2}{3}$	VSU			
3	PAPAVASILEIOU A	GRE	$\frac{0}{2}$		6	KURY M	FRA
6	KURY M	FRA	$\frac{1}{2}$	VPO			

Pool B			Matches			
Rank	Ctry	Name	Played	Won	Lost	Points
1	ESP	PEREZ TOURINO Lydia	3	3	0	4
2	FRA	KURY Manon	3	2	1	5
3	GRE	PAPAVASILEIOU Agoro	3	1	2	4
4	ITA	CONTRAFATTO Bianca	3	0	3	1



## Final Classification

As of WED 13 SEP 2023 at 18:18

Rank	Name	Country Cod
Gold	PEREZ TOURINO Lydia	ESP
Silver	KURY Manon	FRA
Bronze	VOULGARI Lygeri-Athanasia	GRE
4	GUEDON Mathilde	FRA
5	PAPAVASILEIOU Agoro	GRE
6	CONTRAFATTO Bianca	ITA
7	PEREIRA BRAZIO Sonia Marina	POR





## Entry List by Event

As of WED 13 SEP 2023

Ctry	Name	Date of Birth
ESP - Spain	RAMIREZ PERDOMO Maria Jose	14 JUL 1997
FRA - France	CHEVREAU Ambre	25 APR 2005
	GONZALEZ Angelique	19 FEB 2001
GRE - Greece	PITSIAVA Aikaterini-Eirini	11 JUL 1994
	ZACHEILA Stefania	3 APR 1994
ITA - Italy	D'ANTIMI Giorgia	7 FEB 2005
	DATTILO Fabiana	22 JUN 2004

Total: 7 wrestlers



## Individual Medallists

As of WED 13 SEP 2023 at 18:22

Medal	Name	Ctry
GOLD	ZACHEILA Stefania	GRE - Greece
SILVER	PITSIAVA Aikaterini-Eirini	GRE - Greece
BRONZE	GONZALEZ Angelique	FRA - France



## Competition Sheet

As of WED 13 SEP 2023 at 16:04

Semi-finals

Gold-medal Bout

4	ZACHEILA S	GRE	2/3	VSU1
---	------------	-----	-----	------

4	ZACHEILA S	GRE	1/1	VPO
---	------------	-----	-----	-----

2	RAMIREZ PERDOMO M	ESP	1/1	
---	-------------------	-----	-----	--

3	GONZALEZ A	FRA	1/2	
---	------------	-----	-----	--

5	PITSIAVA A	GRE	0/1	
---	------------	-----	-----	--

5	PITSIAVA A	GRE	2/4	VSU1
---	------------	-----	-----	------

Draw number	Classification points		Technical points		Victory type
1	LASTNAME	Firstname	NOC	3/5	VPO1
<b>Victory types</b>					
VFA	by 3-points loser no pts		VFO	Victory by forfeit	
VFA	by 3-point, loser points		DSQ	Victory by disqualification	
VSU	3 points, loser no points		ZDSQ	Double disqualification	
VSU	3 points, loser points		VIN	Victory by injury	
VPO	less than 3 points		VCA	Victory by 3 cautions	

GOLD

25	ZACHEILA S	GRE		
----	------------	-----	--	--

SILVER

88	PITSIAVA A	GRE		
----	------------	-----	--	--

Classification		
1	ZACHEILA Stefania	GR
2	PITSIAVA Aikaterini-Eiri	GR
3	GONZALEZ Angelique	FR
4	RAMIREZ PERDOMO M	ES

Bronze-medal

2	RAMIREZ PERDOMO M	ESP	1/2	
---	-------------------	-----	-----	--

3	GONZALEZ A	FRA	2/3	VSU1
---	------------	-----	-----	------



## Competition Sheet Nordic

As of WED 13 SEP 2023 at 12:53

5	PITSIAVA A	GRE	4/5	VFA	5	PITSIAVA A	GRE
1	CHEVREAU A	FRA	0/0				
1	CHEVREAU A	FRA	0/0		4	ZACHEILA S	GRE
4	ZACHEILA S	GRE	2/3	VSU			
4	ZACHEILA S	GRE	2/3	VSU	4	ZACHEILA S	GRE
5	PITSIAVA A	GRE	0/1				

Draw number	Classification points		Victory type	
1	LASTNAME	Firstname	NOC	VPO1
Technical points			Victory type	
<b>Victory types</b>				
VFA	by 3-points loser no pts		VFO	Victory by forfeit
VFA	by 3-point, loser points		DSQ	Victory by disqualification
VSU	3 points, loser no points		2DSQ	Double disqualification
VSU1	3 points, loser points		VIN	Victory by injury
VPO	less than 3 points		VCA	Victory by 3 cautions

Pool A			Matches			
Rank	Ctry	Name	Played	Won	Lost	Points
1	GRE	ZACHEILA Stefania	2	2	0	4
2	GRE	PITSIAVA Aikaterini-Eirini	2	1	1	4
3	FRA	CHEVREAU Ambre	2	0	2	0

6	DATTILO F	ITA	2/3	VSU1	6	DATTILO F	ITA
7	D'ANTIMI G	ITA	1/2				
2	RAMIREZ PERDOMO M	ESP	1/1		3	GONZALEZ A	FRA
3	GONZALEZ A	FRA	4/5	VFA1			
3	GONZALEZ A	FRA	4/3	VFA	3	GONZALEZ A	FRA
7	D'ANTIMI G	ITA	0/0				
2	RAMIREZ PERDOMO M	ESP	4/4	VFA	2	RAMIREZ PERDOMO M	ESP
6	DATTILO F	ITA	0/0				
2	RAMIREZ PERDOMO M	ESP	2/3	VSU	2	RAMIREZ PERDOMO M	ESP
7	D'ANTIMI G	ITA	0/0				
3	GONZALEZ A	FRA	2/4	VSU1	3	GONZALEZ A	FRA
6	DATTILO F	ITA	1/1				

Pool B			Matches			
Rank	Ctry	Name	Played	Won	Lost	Points
1	FRA	GONZALEZ Angelique	3	3	0	10
2	ESP	RAMIREZ PERDOMO Maria Jose	3	2	1	7
3	ITA	DATTILO Fabiana	3	1	2	3
4	ITA	D'ANTIMI Giorgia	3	0	3	1



## Final Classification

As of WED 13 SEP 2023 at 18:25

Rank	Name	Country Cod
Gold	ZACHEILA Stefania	GRE
Silver	PITSIAVA Aikaterini-Eirini	GRE
Bronze	GONZALEZ Angelique	FRA
4	RAMIREZ PERDOMO Maria Jose	ESP
5	DATTILO Fabiana	ITA
6	D'ANTIMI Giorgia	ITA
7	CHEVREAU Ambre	FRA



## Entry List by Event

As of WED 13 SEP 2023

Ctry	Name	Date of Birth
	DUMMY Dummy	
ALG - Algeria	HALOUI Hemza	10 JUL 1994
FRA - France	LASHKHI Tariel	14 JUL 1999
	ZANETTON Luc	20 MAR 1997
GRE - Greece	TSIOVOLOS Apostolos-Panagiotis	20 NOV 2001
	CHRYSIDIS Achilleas	
ITA - Italy	FIDELBO Simone	3 MAY 1998
	VANDI Alessio Salvatore	5 NOV 1990
SYR - Syrian Arab Republic	SAREM Omar	10 MAR 2001
TUN - Tunisia	SAADAOUI Mohamed	15 MAY 1995

Total: 10 wrestlers



## Individual Medallists

As of WED 13 SEP 2023 at 18:34

Medal	Name	Ctry
GOLD	SAREM Omar	SYR - Syrian Arab Republic
SILVER	TSIOVOLOS Apostolos-Panagiotis	GRE - Greece
BRONZE	CHRYSIDIS Achilleas	GRE - Greece



## Competition Sheet

As of WED 13 SEP 2023 at 16:03

Semi-finals

Gold-medal Bout

9	TSIOVOLOS A	GRE	2/3	VSU
---	-------------	-----	-----	-----

9	TSIOVOLOS A	GRE	1/2	
---	-------------	-----	-----	--

3	CHRYSIDIS A.	GRE	0/0	
---	--------------	-----	-----	--

6	SAREM O	SYR	2/3	VSU1
---	---------	-----	-----	------

6	SAREM O	SYR	2/3	VSU1
---	---------	-----	-----	------

4	LASHKHI T	FRA	1/2	
---	-----------	-----	-----	--

3	CHRYSIDIS A.	GRE	1/2	VPO
---	--------------	-----	-----	-----

4	LASHKHI T	FRA	0/2	
---	-----------	-----	-----	--

Draw number		Classification points	
1	LASTNAME Firstname NOC	3/5	VPO1
		Technical points	Victory type
Victory types			
VFA	by 3-points loser no pts	VFO	Victory by forfeit
VFA1	by 3-point, loser points	DSQ	Victory by disqualification
VSU	3 points, loser no points	ZDSQ	Double disqualification
VSU1	3 points, loser points	VIN	Victory by injury
VPO	less than 3 points	VCA	Victory by 3 cautions

GOLD

215	SAREM O	SYR
-----	---------	-----

SILVER

255	TSIOVOLOS A	GRE
-----	-------------	-----

Classification	
1	SAREM Omar SY
2	TSIOVOLOS Apostolos-P GR
3	CHRYSIDIS Achilleas GR
4	LASHKHI Tariel FR

Bronze-medal





## Competition Sheet Nordic

As of WED 13 SEP 2023 at 12:53

8	SAADAOUI M	TUN	1/1			
9	TSIOVOLOS A	GRE	2/3	VSU1	9	TSIOVOLOS A
						GRE

Pool A			Matches			
Rank	Ctry	Name	Played	Won	Lost	Points
1	GRE	TSIOVOLOS Apostolos-Panagiotis	1	1	0	2
2	TUN	SAADAOUI Mohamed	1	0	1	1

4	LASHKHI T	FRA	1/1			
9	TSIOVOLOS A	GRE	2/4	VSU1	9	TSIOVOLOS A
						GRE

1	ZANETTON L	FRA	2/3	VSU	1	ZANETTON L
5	VANDI A	ITA	0/0			FRA

5	VANDI A	ITA	0/0			
9	TSIOVOLOS A	GRE	2/3	VSU	9	TSIOVOLOS A
						GRE

1	ZANETTON L	FRA	0/0			
4	LASHKHI T	FRA	2/3	VSU	4	LASHKHI T
						FRA

1	ZANETTON L	FRA	0/0			
9	TSIOVOLOS A	GRE	2/3	VSU	9	TSIOVOLOS A
						GRE

4	LASHKHI T	FRA	2/3	VSU	4	LASHKHI T
5	VANDI A	ITA	0/0			FRA

Pool B			Matches			
Rank	Ctry	Name	Played	Won	Lost	Points
1	GRE	TSIOVOLOS Apostolos-Panagiotis	3	3	0	6
2	FRA	LASHKHI Tariel	3	2	1	5
3	FRA	ZANETTON Luc	3	1	2	2
4	ITA	VANDI Alessio Salvatore	3	0	3	0

3	CHRYSIDIS A.	GRE	2/3	VSU	3	CHRYSIDIS A.
7	FIDELBO S	ITA	0/0			GRE

2	HALOUI H	ALG	0/0			
6	SAREM O	SYR	1/2	VPO	6	SAREM O
						SYR

2	HALOUI H	ALG	0/0			
3	CHRYSIDIS A.	GRE	2/2	VSU	3	CHRYSIDIS A.
						GRE

6	SAREM O	SYR	2/3	VSU1	6	SAREM O
7	FIDELBO S	ITA	1/1			SYR

Draw number		Classification points	
1	LASTNAME Firstname NOC	3	VPO1
Technical points		Victory type	
Victory types			
VFA	by 3-points loser no pts	VFO	Victory by forfeit
VFA	by 3-point, loser points	DSQ	Victory by disqualification
VSU	3 points, loser no points	2DSQ	Double disqualification
VSU1	3 points, loser points	VIN	Victory by injury
VPO	less than 3 points	VCA	Victory by 3 cautions



### Competition Sheet Nordic

As of WED 13 SEP 2023 at 12:53

3	CHRYSIDIS A.	GRE	0			
6	SAREM O	SYR	2	VSU	3	6
2	HALOUI H	ALG	1	VPO	2	
7	FIDELBO S	ITA	0		1	2

Draw number	Classification points		Technical points		Victory type
1	LASTNAME	Firstname	NOC	3 5 VPO1	
<b>Victory types</b>					
VFA	by 3-points loser no pts		VFO	Victory by forfeit	
VFA	by 3-point, loser points		DSQ	Victory by disqualification	
VSU	3 points, loser no points		2DSQ	Double disqualification	
VSU1	3 points, loser points		VIN	Victory by injury	
VPO	less than 3 points		VCA	Victory by 3 cautions	

Pool C			Matches			
Rank	Ctry	Name	Played	Won	Lost	Points
1	SYR	SAREM Omar	3	3	0	5
2	GRE	CHRYSIDIS Achilleas	3	2	1	4
3	ALG	HALOUI Hemza	3	1	2	1
4	ITA	FIDELBO Simone	3	0	3	1



## Final Classification

As of WED 13 SEP 2023 at 18:39

Rank	Name	Country Cod
Gold	SAREM Omar	SYR
Silver	TSIOVOLOS Apostolos-Panagiotis	GRE
Bronze	CHRYSIDIS Achilleas	GRE
4	LASHKHI Tariel	FRA
5	ZANETTON Luc	FRA
6	HALOUI Hemza	ALG
7	FIDELBO Simone	ITA
8	VANDI Alessio Salvatore	ITA
9	SAADAOUI Mohamed	TUN



## Entry List by Event

As of TUE 12 SEP 2023

Ctry	Name	Date of Birth
	DUMMY Dummy	
ALB - Albania	AVDYLI Endrio	24 APR 2002
ALG - Algeria	GACEM Yahia El Hadi	10 AUG 1995
ESP - Spain	ALVAREZ IGLESIAS Carlos	26 JUN 1996
FRA - France	STICKER Quentin	8 DEC 1994
GRE - Greece	AROZMANIDIS Niko	12 FEB 1991
	KARNAVAS Ilias-Rafail	20 JAN 2005
ITA - Italy	RAFFI Daniel	31 AUG 1999
POR - Portugal	RODRIGUES NICACIO GO Leandro	16 NOV 2002
TUN - Tunisia	BEN TLIL Khaier Eddine	12 JUL 1998

Total: 10 wrestlers



## Individual Medallists

As of TUE 12 SEP 2023 at 17:53

Medal	Name	Ctry
GOLD	STICKER Quentin	FRA - France
SILVER	AROZMANIDIS Niko	GRE - Greece
BRONZE	BEN TLIL Khaier Eddine	TUN - Tunisia



### Competition Sheet

As of TUE 12 SEP 2023 at 17:12

Semi-finals

Gold-medal Bout

Draw number		Classification points	
1	LASTNAME Firstname NOC	3	VPO1
		Victory type	
Technical points			
Victory types			
VFA	by 3-points loser no pts	VFO	Victory by forfeit
VFA	by 3-point, loser points	DSQ	Victory by disqualification
VSU	3 points, loser no points	ZDSQ	Double disqualification
VSU	3 points, loser points	VIN	Victory by injury
VPO	less than 3 points	VCA	Victory by 3 cautions

4	ALVAREZ IGLESIAS C	ESP	1	1
---	--------------------	-----	---	---

3	AROUZMANIDIS N	GRE	1	2
---	----------------	-----	---	---

3	AROUZMANIDIS N	GRE	2	3	VSU1
---	----------------	-----	---	---	------

GOLD

220	STICKER Q	FRA
-----	-----------	-----

SILVER

6	STICKER Q	FRA	4	3	VFA
---	-----------	-----	---	---	-----

179	AROUZMANIDIS N	GRE
-----	----------------	-----

6	STICKER Q	FRA	2	3	VSU1
---	-----------	-----	---	---	------

Classification		
1	STICKER Quentin	FR
2	AROUZMANIDIS Niko	GR
3	BEN TLIL Khaier Eddine	TU
4	ALVAREZ IGLESIAS Carlo	ES
5	KARNAVAS Ilias-Rafail	GR
6	AVDYLI Endrio	AL
7	GACEM Yahia El Hadi	AL
8	RAFFI Daniel	ITA
9	RODRIGUES NICACIO G	PO

1	BEN TLIL K	TUN	0	0
---	------------	-----	---	---

#### Bronze-medal

4	ALVAREZ IGLESIAS C	ESP	1	1
---	--------------------	-----	---	---

1	BEN TLIL K	TUN	2	3	VSU1
---	------------	-----	---	---	------



### Competition Sheet Nordic

As of TUE 12 SEP 2023 at 12:47

8	GACEM Y	ALG	$\frac{2}{3}$	VSU	8	GACEM Y	ALG
9	RODRIGUES NICACIO GO	POR	$\frac{0}{0}$				

Draw number		Classification points	
1	LASTNAME Firstname NOC	$\frac{3}{5}$	VPO1
Technical points		Victory type	
Victory types			
VFA	by 3-points loser no pts	VFO	Victory by forfeit
VFA	by 3-point, loser points	DSQ	Victory by disqualification
VSU	3 points, loser no points	2DSQ	Double disqualification
VSU1	3 points, loser points	VIN	Victory by injury
VPO	less than 3 points	VCA	Victory by 3 cautions

Pool A			Matches			
Rank	Ctry	Name	Played	Won	Lost	Points
1	ALG	GACEM Yahia El Hadi	1	1	0	2
2	POR	RODRIGUES NICACIO GOMES Leandro	1	0	1	0

4	ALVAREZ IGLESIAS C	ESP	$\frac{2}{4}$	VSU	4	ALVAREZ IGLESIAS C	ESP
8	GACEM Y	ALG	$\frac{0}{0}$				
1	BEN TLIL K	TUN	$\frac{1}{1}$		5	KARNAVAS I	GRE
5	KARNAVAS I	GRE	$\frac{2}{3}$	VSU1			
5	KARNAVAS I	GRE	$\frac{2}{3}$	VSU1	5	KARNAVAS I	GRE
8	GACEM Y	ALG	$\frac{1}{1}$				
1	BEN TLIL K	TUN	$\frac{2}{3}$	VSU1	1	BEN TLIL K	TUN
4	ALVAREZ IGLESIAS C	ESP	$\frac{1}{1}$				
1	BEN TLIL K	TUN	$\frac{4}{4}$	VFA	1	BEN TLIL K	TUN
8	GACEM Y	ALG	$\frac{0}{0}$				
4	ALVAREZ IGLESIAS C	ESP	$\frac{4}{5}$	VFA1	4	ALVAREZ IGLESIAS C	ESP
5	KARNAVAS I	GRE	$\frac{1}{2}$				

Pool B			Matches			
Rank	Ctry	Name	Played	Won	Lost	Points
1	ESP	ALVAREZ IGLESIAS Carlos	3	2	1	7
2	TUN	BEN TLIL Khaier Eddine	3	2	1	7
3	GRE	KARNAVAS Ilias-Rafail	3	2	1	5
4	ALG	GACEM Yahia El Hadi	3	0	3	1

6	STICKER Q	FRA	$\frac{4}{5}$	VFA	6	STICKER Q	FRA
7	AVDYLI E	ALB	$\frac{0}{0}$				
2	RAFFI D	ITA	$\frac{0}{0}$		3	AROZMANIDIS N	GRE
3	AROZMANIDIS N	GRE	$\frac{2}{3}$	VSU			
3	AROZMANIDIS N	GRE	$\frac{1}{1}$		7	AVDYLI E	ALB
7	AVDYLI E	ALB	$\frac{2}{4}$	VSU1			
2	RAFFI D	ITA	$\frac{0}{0}$		6	STICKER Q	FRA
6	STICKER Q	FRA	$\frac{2}{3}$	VSU			



### Competition Sheet Nordic

As of TUE 12 SEP 2023 at 12:47

2	RAFFI D	ITA	2/3	VSU1	2	RAFFI D	ITA
7	AVDYLI E	ALB	1/1				
3	AROUZMANIDIS N	GRE	1/1		6	STICKER Q	FRA
6	STICKER Q	FRA	2/3	VSU1			

Draw number	Classification points		Victory type	
1	LASTNAME Firstname	NOC	3/5	VFO1
Technical points			Victory type	
<b>Victory types</b>				
VFA	by 3-points loser no pts		VFO	Victory by forfeit
VFA	by 3-point, loser points		DSQ	Victory by disqualification
VSU	3 points, loser no points		2DSQ	Double disqualification
VSU1	3 points, loser points		VIN	Victory by injury
VPO	less than 3 points		VCA	Victory by 3 cautions

Pool C			Matches			
Rank	Ctry	Name	Played	Won	Lost	Points
1	FRA	STICKER Quentin	3	3	0	8
2	GRE	AROUZMANIDIS Niko	3	1	2	4
3	ALB	AVDYLI Endrio	3	1	2	3
4	ITA	RAFFI Daniel	3	1	2	2





## Final Classification

As of TUE 12 SEP 2023 at 17:54

Rank	Name	Country Cod
Gold	STICKER Quentin	FRA
Silver	AROZMANIDIS Niko	GRE
Bronze	BEN TLIL Khaier Eddine	TUN
4	ALVAREZ IGLESIAS Carlos	ESP
5	KARNAVAS Ilias-Rafail	GRE
6	AVDYLI Endrio	ALB
7	GACEM Yahia El Hadi	ALG
8	RAFFI Daniel	ITA
9	RODRIGUES NICACIO GOMES Leandro	POR



## Entry List by Event

As of TUE 12 SEP 2023

Ctry	Name	Date of Birth
ALG - Algeria	DOULACHE Chawki	9 APR 1997
CRO - Croatia	HABEK Lovro	3 SEP 1999
FRA - France	CUENOT Hugo	1 FEB 1996
	LEPRINCE Ewan	25 NOV 2002
GRE - Greece	KOULOCHIDIS Georgios	14 APR 1988
	CHRISTOFORIDIS Christos	
ITA - Italy	DORO Gabriele	2 MAR 1998
	PAZZONA Andrea	16 SEP 1994

Total: 8 wrestlers



## Individual Medallists

As of TUE 12 SEP 2023 at 18:11

Medal	Name	Ctry
GOLD	CHRISTOFORIDIS Christos	GRE - Greece
SILVER	DOULACHE Chawki	ALG - Algeria
BRONZE	DORO Gabriele	ITA - Italy



## Competition Sheet

As of TUE 12 SEP 2023 at 17:13

Semi-finals

Gold-medal Bout

2	DOULACHE C.	ALG	$\frac{2}{3}$	VSU
---	-------------	-----	---------------	-----

2	DOULACHE C.	ALG	$\frac{0}{0}$	
---	-------------	-----	---------------	--

3	CUENOT H	FRA	$\frac{0}{0}$	
---	----------	-----	---------------	--

12	CHRISTOFORIDIS	GRE		
----	----------------	-----	--	--

1	CHRISTOFORIDIS	GRE	$\frac{4}{4}$	VFA1
---	----------------	-----	---------------	------

87	DOULACHE C.	ALG		
----	-------------	-----	--	--

1	CHRISTOFORIDIS	GRE	$\frac{2}{3}$	VSU
---	----------------	-----	---------------	-----

8	DORO G	ITA	$\frac{1}{1}$	
---	--------	-----	---------------	--

Draw number		Classification points		Victory type
1	LASTNAME Firstname NOC	$\frac{3}{5}$	VPO1	
		Technical points		
Victory types				
VFA	by 3-points loser no pts	VFO	Victory by forfeit	
VFA1	by 3-point, loser points	DSQ	Victory by disqualification	
VSU	3 points, loser no points	ZDSQ	Double disqualification	
VSU1	3 points, loser points	VIN	Victory by injury	
VPO	less than 3 points	VCA	Victory by 3 cautions	

GOLD

SILVER

Classification		
1	CHRISTOFORIDIS Christ	GR
2	DOULACHE Chawki	AL
3	DORO Gabriele	ITA
4	CUENOT Hugo	FR

Bronze-medal

3	CUENOT H	FRA	$\frac{0}{2}$	
---	----------	-----	---------------	--

8	DORO G	ITA	$\frac{1}{2}$	VPO
---	--------	-----	---------------	-----



## Competition Sheet Nordic

As of TUE 12 SEP 2023 at 13:11

4	LEPRINCE E	FRA	0/0		2	DOULACHE C.	ALG
2	DOULACHE C.	ALG	4/3	VFA			
8	DORO G	ITA	2/3	VSU	8	DORO G	ITA
6	PAZZONA A	ITA	0/0				
8	DORO G	ITA	0/1		2	DOULACHE C.	ALG
2	DOULACHE C.	ALG	1/2	VPO			
4	LEPRINCE E	FRA	2/3	VSU1	4	LEPRINCE E	FRA
6	PAZZONA A	ITA	1/1				
2	DOULACHE C.	ALG	2/3	VSU	2	DOULACHE C.	ALG
6	PAZZONA A	ITA	0/0				
8	DORO G	ITA	2/3	VSU1	8	DORO G	ITA
4	LEPRINCE E	FRA	1/1				

Draw number	Classification points		Victory type	
1	LASTNAME	Firstname	NOC	VPO1
Technical points			Victory type	
<b>Victory types</b>				
VFA	by 3-points loser no pts		VFO	Victory by forfeit
VFA	by 3-point, loser points		DSQ	Victory by disqualification
VSU	3 points, loser no points		2DSQ	Double disqualification
VSU1	3 points, loser points		VIN	Victory by injury
VPO	less than 3 points		VCA	Victory by 3 cautions

Pool A			Matches			
Rank	Ctry	Name	Played	Won	Lost	Points
1	ALG	DOULACHE Chawki	3	3	0	7
2	ITA	DORO Gabriele	3	2	1	4
3	FRA	LEPRINCE Ewan	3	1	2	3
4	ITA	PAZZONA Andrea	3	0	3	1

3	CUENOT H	FRA	1/3	VPO	3	CUENOT H	FRA
7	HABEK L	CRO	0/0				
5	KOULOUCHEIDIS G	GRE	0/0		1	CHRISTOFORIDIS	GRE
1	CHRISTOFORIDIS	GRE	1/1	VPO			
1	CHRISTOFORIDIS	GRE	2/3	VSU	1	CHRISTOFORIDIS	GRE
7	HABEK L	CRO	0/0				
5	KOULOUCHEIDIS G	GRE	0/1		3	CUENOT H	FRA
3	CUENOT H	FRA	1/2	VPO			
5	KOULOUCHEIDIS G	GRE	4/4	VFA1	5	KOULOUCHEIDIS G	GRE
7	HABEK L	CRO	1/1				
1	CHRISTOFORIDIS	GRE	2/4	VSU	1	CHRISTOFORIDIS	GRE
3	CUENOT H	FRA	0/0				

Pool B			Matches			
Rank	Ctry	Name	Played	Won	Lost	Points
1	GRE	CHRISTOFORIDIS Christos	3	3	0	5
2	FRA	CUENOT Hugo	3	2	1	2

WRBMBW80KG-----\_75B 1.0

Report Created TUE 12 SEP 2023 13:11

Page 1 / 2

Timing by TimeTronics - www.timetrronics.be / Data Processing by Microplus - www.microplus.it



### Competition Sheet Nordic

As of TUE 12 SEP 2023 at 13:11

3	GRE	KOULOCHIDIS Georgios	3	1	2	4
4	CRO	HABEK Lovro	3	0	3	1

Draw number	Classification points		Technical points		Victory type
1	LASTNAME	Firstname	NOC	3 5	VFO1
Victory types					
VFA	by 3-points loser no pts		VFO	Victory by forfeit	
VFA	by 3-point, loser points		DSQ	Victory by disqualification	
VSU	3 points, loser no points		2DSQ	Double disqualification	
VSU1	3 points, loser points		VIN	Victory by injury	
VPO	less than 3 points		VCA	Victory by 3 cautions	



## Final Classification

As of TUE 12 SEP 2023 at 18:13

Rank	Name	Country Cod
Gold	CHRISTOFORIDIS Christos	GRE
Silver	DOULACHE Chawki	ALG
Bronze	DORO Gabriele	ITA
4	CUENOT Hugo	FRA
5	KOULOCHIDIS Georgios	GRE
6	LEPRINCE Ewan	FRA
7	PAZZONA Andrea	ITA
8	HABEK Lovro	CRO



## Entry List by Event

As of WED 13 SEP 2023

Ctry	Name	Date of Birth
ALG - Algeria	GOUADMA Mohamed Islem	15 JUN 1998
CRO - Croatia	HADER Tomislav	22 SEP 2000
FRA - France	MAYRAND Mathis	10 APR 1998
GRE - Greece	KOUKLARIS Angelos	14 DEC 2002
	SAMARTSIDIS Christos	
ITA - Italy	LUMIA Carmelo	19 MAR 1990
	RAFFI William	30 MAY 1996
TUN - Tunisia	MNASRIA Sabri	2 MAR 1989

Total: 8 wrestlers





## Individual Medallists

As of WED 13 SEP 2023 at 18:04

Medal	Name	Ctry
GOLD	SAMARTSIDIS Christos	GRE - Greece
SILVER	KOUKLARIS Angelos	GRE - Greece
BRONZE	HADER Tomislav	CRO - Croatia



## Competition Sheet

As of WED 13 SEP 2023 at 16:02

Semi-finals

Gold-medal Bout

8	SAMARTSIDIS C.	GRE	2/3	VSU
---	----------------	-----	-----	-----

8	SAMARTSIDIS C.	GRE	1/1	VPO
---	----------------	-----	-----	-----

6	MNASRIA S	TUN	0/0	
---	-----------	-----	-----	--

3	KOUKLARIS A	GRE	2/3	VSU
---	-------------	-----	-----	-----

3	KOUKLARIS A	GRE	0/1	
---	-------------	-----	-----	--

5	HADER T	CRO	0/0	
---	---------	-----	-----	--

5	HADER T	CRO	4/4	VFA
---	---------	-----	-----	-----

### Bronze-medal

6	MNASRIA S	TUN	0/0	
---	-----------	-----	-----	--

Draw number	Classification points		Technical points		Victory type
1	LASTNAME	Firstname	NOC	3/5	VPO

Victory types	
VFA	by 3-points loser no pts
VFA	by 3-point, loser points
VSU	3 points, loser no points
VSU	3 points, loser points
VPO	less than 3 points
VFO	Victory by forfeit
DSQ	Victory by disqualification
ZDSQ	Double disqualification
VIN	Victory by injury
VCA	Victory by 3 cautions

GOLD

221	SAMARTSIDIS C.	GRE
-----	----------------	-----

SILVER

78	KOUKLARIS A	GRE
----	-------------	-----

Classification	
1	SAMARTSIDIS Christos GR
2	KOUKLARIS Angelos GR
3	HADER Tomislav CR
4	MNASRIA Sabri TU
5	MAYRAND Mathis FR
6	GOUADMA Mohamed I AL
7	LUMIA Carmelo ITA
8	RAFFI William ITA



## Competition Sheet Nordic

As of WED 13 SEP 2023 at 12:52

1	GOUADMA M	ALG	0/0		5	HADER T	CRO
5	HADER T	CRO	4/5	VFA			
4	LUMIA C	ITA	0/0		8	SAMARTSIDIS C.	GRE
8	SAMARTSIDIS C.	GRE	2/3	VSU			
1	GOUADMA M	ALG	2/3	VSU1	1	GOUADMA M	ALG
4	LUMIA C	ITA	1/1				
5	HADER T	CRO	1/1		8	SAMARTSIDIS C.	GRE
8	SAMARTSIDIS C.	GRE	4/5	VFA1			
1	GOUADMA M	ALG	0/1		8	SAMARTSIDIS C.	GRE
8	SAMARTSIDIS C.	GRE	1/2	VIN			
4	LUMIA C	ITA	1/1		5	HADER T	CRO
5	HADER T	CRO	4/4	VFA1			

Draw number	Classification points		Victory type	
1	LASTNAME	Firstname	NOC	VPO1
Technical points			Victory type	
<b>Victory types</b>				
VFA	by 3-points loser no pts		VFO	Victory by forfeit
VFA	by 3-point, loser points		DSQ	Victory by disqualification
VSU	3 points, loser no points		2DSQ	Double disqualification
VSU1	3 points, loser points		VIN	Victory by injury
VPO	less than 3 points		VCA	Victory by 3 cautions

Pool A				Matches			
Rank	Ctry	Name		Played	Won	Lost	Points
1	GRE	SAMARTSIDIS Christos		3	3	0	7
2	CRO	HADER Tomislav		3	2	1	9
3	ALG	GOUADMA Mohamed Islem		3	1	2	2
4	ITA	LUMIA Carmelo		3	0	3	2

2	MAYRAND M	FRA	0/0		3	KOUKLARIS A	GRE
3	KOUKLARIS A	GRE	2/3	VSU			
6	MNASRIA S	TUN	1/1	VPO	6	MNASRIA S	TUN
7	RAFFI W	ITA	0/1				
3	KOUKLARIS A	GRE	2/3	VSU	3	KOUKLARIS A	GRE
6	MNASRIA S	TUN	0/0				
2	MAYRAND M	FRA	4/3	VFA	2	MAYRAND M	FRA
7	RAFFI W	ITA	0/0				
3	KOUKLARIS A	GRE	2/3	VSU	3	KOUKLARIS A	GRE
7	RAFFI W	ITA	0/0				
2	MAYRAND M	FRA	1/1		6	MNASRIA S	TUN
6	MNASRIA S	TUN	2/3	VSU1			

Pool B				Matches			
Rank	Ctry	Name		Played	Won	Lost	Points
1	GRE	KOUKLARIS Angelos		3	3	0	6
2	TUN	MNASRIA Sabri		3	2	1	3



### Competition Sheet Nordic

As of WED 13 SEP 2023 at 12:52

3	FRA	MAYRAND Mathis	3	1	2	5
4	ITA	RAFFI William	3	0	3	0

Draw number	Classification points		Victory type	
1	LASTNAME	Firstname	NOC	VPO1
Technical points			Victory type	
<b>Victory types</b>				
VFA	by 3-points loser no pts		VFO	Victory by forfeit
VFA	by 3-point, loser points		DSQ	Victory by disqualification
VSU	3 points, loser no points		2DSQ	Double disqualification
VSU1	3 points, loser points		VIN	Victory by injury
VPO	less than 3 points		VCA	Victory by 3 cautions



## Final Classification

As of WED 13 SEP 2023 at 18:18

Rank	Name	Country Cod
Gold	SAMARTSIDIS Christos	GRE
Silver	KOUKLARIS Angelos	GRE
Bronze	HADER Tomislav	CRO
4	MNASRIA Sabri	TUN
5	MAYRAND Mathis	FRA
6	GOUADMA Mohamed Islem	ALG
7	LUMIA Carmelo	ITA
8	RAFFI William	ITA



# BEACH VOLLEYBALL

RESULTS  
BOOK

3<sup>rd</sup>

MEDITERRANEAN  
BEACH GAMES



HERAKLION



### Medallists by event

As of SAT 16 SEP 2023 at 13:45

Event	Date	Medal	Name	CTRY Code
Women	SAT 16 SEP 2023	Gold	<b>ORSI TOTH/BIANCHI</b> ORSI TOTH Reka BIANCHI Giada	ITA
		Silver	<b>BIANCHIN/SCAMPOLI</b> BIANCHIN Margherita SCAMPOLI Claudia	ITA
		Bronze	<b>VIEIRA/CHAMEREAU</b> VIEIRA Clemence CHAMEREAU Aline	FRA



### Medallists by event

As of SAT 16 SEP 2023 at 13:45

Event	Date	Medal	Name	CTRY Code
Men	SAT 16 SEP 2023	Gold	<b>AYE/AYE</b> AYE Quincy AYE Calvin	FRA
		Silver	<b>BENZI/BONIFAZI</b> BENZI Davide BONIFAZI Carlo	ITA
		Bronze	<b>CAMPOS/PEDROSA</b> PEDROSA Joao CAMPOS Hugo	POR





## Entry List By Noc

As of TUE 12 SEP 2023 at 13:17

CTRY	M/W	Team	Shirt Number - Player Name
ALG - Algeria	M		1 HAMADACHE Ayoub 2 KALLOUCHE Mohamed-Isllem
	M		1 BENFETIMA Omar 2 DEKKICHE Ayyoub
AND - Andorra	M		2 MAS RODRIGUEZ Xavier 1 VERDU SANCHEZ Gerard
CRO - Croatia	W		1 RASIC Lea 2 TERZE Lucijana
	M		2 SKORIN Jurica 1 ZELENKA Hrvoje
CYP - Cyprus	W		1 GUSAROVA Daria 2 NYSTROM Erika
	W		2 GUSAROVA Alexandra 1 KONSTANTOPOULOU Zoi
	M		2 CHRYSOSTOMOU Anninos Alexios 1 SAVVIDIS Alexis
	M		2 CHRYSOSTOMOU Georgios 1 ZORBIS Charalambos
EGY - Egypt	M		1 ABDELRAHMAN Ahmed Azab 2 FARAG Ahmed
	W		2 ABDELHADY Marwa 1 ELGHOBASHY Doaa
ESP - Spain	W		2 ALVAREZ MENDOZA Daniela 1 MORENO MATVEEVA Tania
FRA - France	M		1 ALTWIES Tom 2 CHOUIKH BARBEZ Elouan
	M		2 AYE Calvin 1 AYE Quincy
	W		1 DESCAMPS Elsa 2 SOBEZALZ Romane
	W		2 CHAMEREAU Aline 1 VIEIRA Clemence
GRE - Greece	M		1 KANELLOS Iason



## Entry List By Noc

As of TUE 12 SEP 2023 at 13:17

CTRY	M/W	Team	Shirt Number - Player Name
			2 TERZOGLU Georgios
	W		1 MATIOU Dionysia 2 TRIANTAFYLLIDI Elisavet Ioanna
	M		2 CHATZINIKOLAOU Dimitrios 1 NTALLAS Stavros
	W		2 ALEXOGLU Eleni 1 PASCHALAKI Myrto
ITA - Italy	M		1 BENZI Davide 2 BONIFAZI Carlo
	W		1 BIANCHIN Margherita 2 SCAMPOLI Claudia
	M		1 DAL CORSO Gianluca 2 VISCOVICH Marco
	W		2 BIANCHI Giada 1 ORSI TOTTH Reka
KOS - Kosovo	M		1 BAJRAMI Erion 2 MALIQI Ermal
	W		2 AVDULLAHU Melirona 1 JASHARI Yllka
LBN - Lebanon	W		2 HAMZE Nour 1 ISMAIL EL AKKARI Sara
	W		1 CHEYKHO Mirna 2 HAMZE Mirvette
MAR - Morocco	M		1 ABICHA Mohammed 2 EL AZHARI Oussama
	W		1 SIAD Mahassine 2 YAKKI Imane
	M		1 MASKALI Naoufal 2 YAKKI Mohamed
MON - Monaco	M		1 FERRY Pascal 2 FERRY Vincent
POR - Portugal	M		1 CAMPOS Hugo 2 PEDROSA Joao





## Medallists

As of SAT 16 SEP 2023 at 12:20

Medal	CTRY	Name
GOLD	ITA - Italy	<b>Orsi Toth/Bianchi</b> 1 ORSI TOTH Reka 2 BIANCHI Giada
SILVER	ITA - Italy	<b>Bianchin/Scampoli</b> 1 BIANCHIN Margherita 2 SCAMPOLI Claudia
BRONZE	FRA - France	<b>Vieira/Chamereau</b> 1 VIEIRA Clemence 2 CHAMEREAU Aline



## Results Table - Preliminary Round

B4

### Pool A

Date	Time	Match	Team 1	CTRY Code	Team 2	CTRY Code	Score	Match Duration
THU 14 SEP 2023	09:00	1	ALVAREZ MENDOZA/MORENO MAT	ESP	SIAD/YAKKI	MAR	0-2 (0:21, 0:21)	
THU 14 SEP 2023	09:00	2	DESCAMPS/SOBEZALZ	FRA	ELGHOBASHY/ABDELHADY	EGY	2-0 (21:13, 21:14)	39min
THU 14 SEP 2023	13:00	10	ALVAREZ MENDOZA/MORENO MAT	ESP	ELGHOBASHY/ABDELHADY	EGY	0-2	
THU 14 SEP 2023	13:00	10	SIAD/YAKKI	MAR	DESCAMPS/SOBEZALZ	FRA	0-2 (9:21, 6:21)	38min

Rank	Team	Matches				Sets			Points		
		Points	Played	Won	Lost	Won	Lost	Ratio	Won	Lost	Ratio
1	DESCAMPS/SOBEZALZ FRA	4	2	2	0	4	0	MAX	84	42	2.000
2	SIAD/YAKKI MAR	3	2	1	1	2	2	1.000	15	42	0.357
3	ELGHOBASHY/ABDELHADY EGY	3	2	1	1	0	2	0.000	27	42	0.643
4	ALVAREZ MENDOZA/MORENO MATVEE ESP	0	2	0	2	0	2	0.000	0	0	MAX

### Pool B

Date	Time	Match	Team 1	CTRY Code	Team 2	CTRY Code	Score	Match Duration
THU 14 SEP 2023	11:00	3	BIANCHIN/SCAMPOLI	ITA	MITROVIC/SKARIC	SRB	2-0 (24:22, 21:16)	39min
THU 14 SEP 2023	11:00	4	NYSTROM/GUSAROVA	CYP	TERZE/RASIC	CRO	2-0 (21:9, 21:7)	29min
THU 14 SEP 2023	15:00	11	BIANCHIN/SCAMPOLI	ITA	NYSTROM/GUSAROVA	CYP	2-1 (9:21, 21:18, 15:8)	47min
THU 14 SEP 2023	15:00	12	MITROVIC/SKARIC	SRB	TERZE/RASIC	CRO	2-0 (21:17, 21:10)	41min

Rank	Team	Matches				Sets			Points		
		Points	Played	Won	Lost	Won	Lost	Ratio	Won	Lost	Ratio
1	BIANCHIN/SCAMPOLI ITA	4	2	2	0	4	1	4.000	90	85	1.059
2	NYSTROM/GUSAROVA CYP	3	2	1	1	3	2	1.500	89	61	1.459
3	MITROVIC/SKARIC SRB	3	2	1	1	2	2	1.000	80	72	1.111
4	TERZE/RASIC CRO	2	2	0	2	0	4	0.000	43	84	0.512

### Pool C

Date	Time	Match	Team 1	CTRY Code	Team 2	CTRY Code	Score	Match Duration
THU 14 SEP 2023	12:00	5	KOTNIK/LOVSIN	SLO	PASCHALAKI/ALEXOGLOU	GRE	2-0 (21:14, 21:8)	28min
THU 14 SEP 2023	12:00	6	ORSI TOTH/BIANCHI	ITA	ISMAIL EL AKKARI/HAMZE	LBN	2-0 (21:10, 21:11)	36min
THU 14 SEP 2023	16:00	13	KOTNIK/LOVSIN	SLO	ORSI TOTH/BIANCHI	ITA	0-2 (14:21, 16:21)	35min
THU 14 SEP 2023	16:00	14	PASCHALAKI/ALEXOGLOU	GRE	ISMAIL EL AKKARI/HAMZE	LBN	2-0 (23:21, 21:16)	42min

Rank	Team	Matches				Sets			Points		
		Points	Played	Won	Lost	Won	Lost	Ratio	Won	Lost	Ratio
1	ORSI TOTH/BIANCHI ITA	4	2	2	0	4	0	MAX	84	51	1.647
2	KOTNIK/LOVSIN SLO	3	2	1	1	2	2	1.000	72	64	1.125
3	PASCHALAKI/ALEXOGLOU GRE	3	2	1	1	2	2	1.000	66	79	0.835
4	ISMAIL EL AKKARI/HAMZE LBN	2	2	0	2	0	4	0.000	58	86	0.674

### Pool D

Date	Time	Match	Team 1	CTRY Code	Team 2	CTRY Code	Score	Match Duration
THU 14 SEP 2023	10:00	7	TRIANAFYLLIDI/MATIOU	GRE	JASHARI/AVDULLAHU	KOS	2-0 (21:11, 21:10)	30min
THU 14 SEP 2023	10:00	8	VIEIRA/CHAMEREAU	FRA	KONSTANTOPOULOU/GUSAROV	CYP	2-0 (21:11, 21:15)	40min
THU 14 SEP 2023	14:00	15	TRIANAFYLLIDI/MATIOU	GRE	VIEIRA/CHAMEREAU	FRA	0-2 (13:21, 11:21)	36min
THU 14 SEP 2023	14:00	16	JASHARI/AVDULLAHU	KOS	KONSTANTOPOULOU/GUSAROV	CYP	0-2 (16:21, 19:21)	41min



## Results Table - Preliminary Round

B4

Rank	Team		Matches				Sets			Points		
			Points	Played	Won	Lost	Won	Lost	Ratio	Won	Lost	Ratio
1	VIEIRA/CHAMEREAU	FRA	4	2	2	0	4	0	MAX	84	50	1.680
2	TRIANAFYLLIDI/MATIOU	GRE	3	2	1	1	2	2	1.000	66	63	1.048
3	KONSTANTOPOULOU/GUSAROVA	CYP	3	2	1	1	2	2	1.000	68	77	0.883
4	JASHARI/AVDULLAHU	KOS	2	2	0	2	0	4	0.000	56	84	0.667



## Results Table - Final Round


P4

### 1/8 of Final

### 1/4 of Final

### Semi-finals

### Gold-medal Match





## Results Table - Final Round

P4

### Bronze-medal Match

TRIANTAFYLLIDI/MATIOU (GRE)

Match 31, 16 SEP 09:20

VIEIRA/CHAMEREAU (FRA)

3 FRA - Vieira/Chamereau  
4 GRE - Matiou/Triantafyllid

### Semifinals 5-8

DESCAMPS/SOBEZALZ (FRA)

Match 25, 15 SEP 17:30

NYSTROM/GUSAROVA (CYP)  
PASCHALAKI/ALEXOGLU (GRE)

Match 26, 15 SEP 18:30

KOTNIK/LOVSIN (SLO)

### Final 5th-6th Place

DESCAMPS/SOBEZALZ (FRA)  
2-0 (21:19, 21:12)

Match 30, 16 SEP 10:10

2-0 (21:15, 21:13)  
KOTNIK/LOVSIN (SLO)

5 SLO - Lovsin/Kotnik  
6 FRA - Descamps/Sobezalz

### Final 7th-8th Place

NYSTROM/GUSAROVA (CYP)

Match 29, 16 SEP 09:20

PASCHALAKI/ALEXOGLU (GRE)

7 CYP - Gusarova/Nystrom  
8 GRE - Paschalaki/Alexoglou





WED 13 SEP 2023  
Start Time 10:01 - End Time 10:38  
Match Duration 37min

**Results**  
**P2**

**SIAD/YAKKI (MAR) vs CHEIYKHO/HAMZE (LBN)**  
**2 0**

Team	Sets	1	2	Total
SIAD/YAKKI (MAR)	2	21	21	42
CHEIYKHO/HAMZE (LBN)	0	16	18	34
	<b>Playing Time</b>	17min	18min	36min

**TEAM AND PLAYER PERFORMANCES**

SIAD	YAKKI	Total	Scoring Skills	Total	CHEIYKHO	HAMZE
27	14	41	Serve Attempts	35	21	14
4	4	8	Serve Faults	7	4	3
10	5	15	Serve Aces	11	5	6
9	7	16	Attack Successes	8	6	2
			Block Successes	2	2	
		14	Opponent Errors	12		
		42	Total Points	34		

**LEGEND**

-



MON 1 JAN 1900  
 Start Time 0:00

**Results**  
**P2**

**ALVAREZ MENDOZA/MORENO MATVEEVA (ESP) vs SIAD/YAKKI (MAR)**

**0 2**  
 (Forfait)

Team	Sets	Total
ALVAREZ MENDOZA/MORENO MATVEEVA (ESP)	0	0
SIAD/YAKKI (MAR)	2	0
Playing Time		

**TEAM AND PLAYER PERFORMANCES**

ALVAREZ MENDOZA	MORENO MATVEEVA	Total	Scoring Skills	Total	SIAD	YAKKI
			Serve Attempts			
			Serve Faults			
			Serve Aces			
			Attack Successes			
			Block Successes			
			Opponent Errors			
			Total Points			

**LEGEND**

-



THU 14 SEP 2023  
Start Time 8:55 - End Time 9:34  
Match Duration 39min

**Results**  
**P2**

**DESCAMPS/SOBEZALZ (FRA) vs ELGHOBASHY/ABDELHADY (EGY)**  
**2 0**

Team	Sets	1	2	Total
DESCAMPS/SOBEZALZ (FRA)	2	21	21	42
ELGHOBASHY/ABDELHADY (EGY)	0	13	14	27
	<b>Playing Time</b>	20min	18min	38min

**TEAM AND PLAYER PERFORMANCES**

DESCAMPS	SOBEZALZ	Total	Scoring Skills	Total	ELGHOBASHY	ABDELHADY
20	21	41	<b>Serve Attempts</b>	28	15	13
2		2	<b>Serve Faults</b>	1		1
3	5	8	<b>Serve Aces</b>	5	3	2
10	11	21	<b>Attack Successes</b>	15	3	12
2		2	<b>Block Successes</b>	2	2	
		18	<b>Opponent Errors</b>	10		
		42	<b>Total Points</b>	27		

**LEGEND**

-



THU 14 SEP 2023  
Start Time 12:56 - End Time 13:35  
Match Duration 38min

**Results**  
**P2**

**SIAD/YAKKI (MAR) vs DESCAMPS/SOBEZALZ (FRA)**  
**0 2**

Team	Sets	1	2	Total
SIAD/YAKKI (MAR)	0	9	6	15
DESCAMPS/SOBEZALZ (FRA)	2	21	21	42
	<b>Playing Time</b>	22min	16min	38min

**TEAM AND PLAYER PERFORMANCES**

SIAD	YAKKI	Total	Scoring Skills	Total	DESCAMPS	SOBEZALZ
8	9	17	Serve Attempts	40	25	15
	1	1	Serve Faults	1	1	
			Serve Aces	4	2	2
			Fastest Serve			

6	14	20	Attack Attempts	25	11	14
5	4	9	Attack Successes	23	9	14
	1	1	Block Successes	1	1	
		4	Opponent Errors	17		
		15	Total Points	42		

			Dig Successes			
--	--	--	---------------	--	--	--

**WEATHER CONDITIONS**

AIR TEMPERATURE:	°C / °F	HUMIDITY:	%
SAND TEMPERATURE:	0°C / 0°F	CONDITIONS:	
WIND DIRECTION:		BAROMETRIC PRESSURE:	0Mb
WIND SPEED:	0km/h / 0mph		

**LEGEND**

-



MON 1 JAN 1900  
Start Time 0:00

### Results

P2

ALVAREZ MENDOZA/MORENO MATVEEVA (ESP) vs ELGHOBASHY/ABDELHADY (EGY)  
0 2  
(Forfait)

Team	Sets	Total
ALVAREZ MENDOZA/MORENO MATVEEVA (ESP)	0	0
ELGHOBASHY/ABDELHADY (EGY)	2	0
	Playing Time	

### TEAM AND PLAYER PERFORMANCES

ALVAREZ MENDOZA	MORENO MATVEEVA	Total	Scoring Skills	Total	ELGHOBASHY	ABDELHADY
			Serve Attempts			
			Serve Faults			
			Serve Aces			
			Attack Successes			
			Block Successes			
			Opponent Errors			
			Total Points			

#### LEGEND

-



THU 14 SEP 2023  
Start Time 10:58 - End Time 11:38  
Match Duration 39min

**Results**  
**P2**

**BIANCHIN/SCAMPOLI (ITA) vs MITROVIC/SKARIC (SRB)**  
**2 0**

Team	Sets	1	2	Total
BIANCHIN/SCAMPOLI (ITA)	2	24	21	45
MITROVIC/SKARIC (SRB)	0	22	16	38
	<b>Playing Time</b>	21min	18min	39min

**TEAM AND PLAYER PERFORMANCES**

BIANCHIN	SCAMPOLI	Total	Scoring Skills	Total	MITROVIC	SKARIC
24	19	43	Serve Attempts	40	21	19
1	3	4	Serve Faults	5	2	3
9	4	13	Serve Aces	6	4	2
6	14	20	Attack Successes	21	8	13
	2	2	Block Successes			
		19	Opponent Errors	17		
		45	Total Points	38		

LEGEND

-



THU 14 SEP 2023  
Start Time 10:58 - End Time 11:27  
Match Duration 29min

**Results**  
**P2**

**NYSTROM/GUSAROVA (CYP) vs TERZE/RASIC (CRO)**  
**2 0**

Team	Sets	1	2	Total
NYSTROM/GUSAROVA (CYP)	2	21	21	42
TERZE/RASIC (CRO)	0	9	7	16
	<b>Playing Time</b>	15min	13min	29min

**TEAM AND PLAYER PERFORMANCES**

NYSTROM	GUSAROVA	Total	Scoring Skills	Total	RASIC	TERZE
12	28	40	<b>Serve Attempts</b>	18	9	9
1		1	<b>Serve Faults</b>	2		2
4	3	7	<b>Serve Aces</b>			
8	11	19	<b>Attack Successes</b>	8	4	4
2	1	3	<b>Block Successes</b>	1		1
		20	<b>Opponent Errors</b>	7		
		42	<b>Total Points</b>	16		

**LEGEND**

-



THU 14 SEP 2023  
Start Time 14:59 - End Time 15:47  
Match Duration 47min

**Results**  
**P2**

**BIANCHIN/SCAMPOLI (ITA) vs NYSTROM/GUSAROVA (CYP)**  
**2 1**

Team	Sets	1	2	3	Total
BIANCHIN/SCAMPOLI (ITA)	2	9	21	15	45
NYSTROM/GUSAROVA (CYP)	1	21	18	8	47
	<b>Playing Time</b>	16min	19min	11min	46min

**TEAM AND PLAYER PERFORMANCES**

BIANCHIN	SCAMPOLI	Total	Scoring Skills	Total	NYSTROM	GUSAROVA
24	21	45	Serve Attempts	47	22	25
4	1	5	Serve Faults	5	1	4
3	2	5	Serve Aces	6	3	3
7	20	27	Attack Successes	27	15	12
			Block Successes	2	2	
		16	Opponent Errors	15		
		45	Total Points	47		

**LEGEND**

-







THU 14 SEP 2023  
Start Time 11:59 - End Time 12:28  
Match Duration 28min

## Results

P2

KOTNIK/LOVSIN (SLO) vs PASCHALAKI/ALEXOGLOU (GRE)  
2 0

Team	Sets	1	2	Total
KOTNIK/LOVSIN (SLO)	2	21	21	42
PASCHALAKI/ALEXOGLOU (GRE)	0	14	8	22
	Playing Time	14min	12min	27min

### TEAM AND PLAYER PERFORMANCES

KOTNIK	LOVSIN	Total	Scoring Skills	Total	ALEXOGLOU	PASCHALAKI
18	23	41	Serve Attempts	23	14	9
2	3	5	Serve Faults	6	3	3
3	6	9	Serve Aces	2	1	1
9	8	17	Attack Successes	9	7	2
7		7	Block Successes			
		12	Opponent Errors	11		
		42	Total Points	22		

#### LEGEND

-





THU 14 SEP 2023  
Start Time 15:59 - End Time 16:35  
Match Duration 35min

**Results**  
**P2**

**KOTNIK/LOVSIN (SLO) vs ORSI TOTH/BIANCHI (ITA)**  
**0 2**

Team	Sets	1	2	Total
KOTNIK/LOVSIN (SLO)	0	14	16	30
ORSI TOTH/BIANCHI (ITA)	2	21	21	42
<b>Playing Time</b>		17min	17min	35min

**TEAM AND PLAYER PERFORMANCES**

KOTNIK	LOVSIN	Total	Scoring Skills	Total	ORSI TOTH	BIANCHI
20	12	32	Serve Attempts	40	16	24
2	1	3	Serve Faults	6	1	5
1	2	3	Serve Aces	7	2	5
2	8	10	Attack Successes	21	7	14
2	2	4	Block Successes	1		1
		19	Opponent Errors	14		
		30	Total Points	42		

**LEGEND**

-







THU 14 SEP 2023  
Start Time 9:55 - End Time 10:35  
Match Duration 40min

**Results**  
**P2**

**VIEIRA/CHAMEREAU (FRA) vs KONSTANTOPOULOU/GUSAROVA (CYP)**  
**2 0**

Team	Sets	1	2	Total
VIEIRA/CHAMEREAU (FRA)	2	21	21	42
KONSTANTOPOULOU/GUSAROVA (CYP)	0	11	15	26
	<b>Playing Time</b>	21min	18min	39min

**TEAM AND PLAYER PERFORMANCES**

VIEIRA	CHAMEREAU	Total	Scoring Skills	Total	KONSTANTOPOULOU	GUSAROVA
24	18	42	Serve Attempts	26	11	15
5	1	6	Serve Faults	9	2	7
5	6	11	Serve Aces	10	5	5
6	4	10	Attack Successes	8	3	5
2		2	Block Successes			
		29	Opponent Errors	16		
		42	Total Points	26		

**LEGEND**

-







THU 14 SEP 2023  
 Start Time 13:57 - End Time 14:38  
 Match Duration 41min

**Results**  
**P2**

**JASHARI/AVDULLAHU (KOS) vs KONSTANTOPOULOU/GUSAROVA (CYP)**  
**0 2**

Team	Sets	1	2	Total
JASHARI/AVDULLAHU (KOS)	0	16	19	35
KONSTANTOPOULOU/GUSAROVA (CYP)	2	21	21	42
	<b>Playing Time</b>	18min	21min	40min

**TEAM AND PLAYER PERFORMANCES**

JASHARI	AVDULLAHU	Total	Scoring Skills	Total	KONSTANTOPOULOU	GUSAROVA
14	22	36	Serve Attempts	41	17	24
1	3	4	Serve Faults	8	3	5
1	7	8	Serve Aces	11	3	8
4	7	11	Attack Successes	14	9	5
3		3	Block Successes	2	2	
		20	Opponent Errors	21		
		35	Total Points	42		

**LEGEND**

-



THU 14 SEP 2023  
Start Time 18:24 - End Time 19:04  
Match Duration 40min

**Results**  
**P2**

**MITROVIC/SKARIC (SRB) vs TRIANTAFYLLIDI/MATIOU (GRE)**  
**0 2**

Team	Sets	1	2	Total
MITROVIC/SKARIC (SRB)	0	12	17	29
TRIANAFYLLIDI/MATIOU (GRE)	2	21	21	42
	<b>Playing Time</b>	20min	19min	39min

**TEAM AND PLAYER PERFORMANCES**

MITROVIC	SKARIC	Total	Scoring Skills	Total	TRIANAFYLLIDI	MATIOU
16	13	29	Serve Attempts	42	17	25
4	2	6	Serve Faults	5		5
3	3	6	Serve Aces	12	5	7
3	7	10	Attack Successes	17	10	7
			Block Successes			
		19	Opponent Errors	21		
		29	Total Points	42		

**LEGEND**

-



THU 14 SEP 2023  
Start Time 19:27 - End Time 20:01  
Match Duration 33min

### Results

P2

KONSTANTOPOULOU/GUSAROVA (CYP) vs NYSTROM/GUSAROVA (CYP)  
0 2

Team	Sets	1	2	Total
KONSTANTOPOULOU/GUSAROVA (CYP)	0	12	17	29
NYSTROM/GUSAROVA (CYP)	2	21	21	42
<b>Playing Time</b>		15min	17min	33min

### TEAM AND PLAYER PERFORMANCES

KONSTANTOPOULOU	GUSAROVA	Total	Scoring Skills	Total	NYSTROM	GUSAROVA
15	15	30	Serve Attempts	41	23	18
4	4	8	Serve Faults	2		2
3	2	5	Serve Aces	6	5	1
10	2	12	Attack Successes	11	6	5
1		1	Block Successes	4	4	
		14	Opponent Errors	25		
		29	Total Points	42		

#### LEGEND

-



THU 14 SEP 2023  
Start Time 20:28 - End Time 21:05  
Match Duration 37min

**Results**  
**P2**

**KOTNIK/LOVSIN (SLO) vs ELGHOBASHY/ABDELHADY (EGY)**  
**2 0**

Team	Sets	1	2	Total
KOTNIK/LOVSIN (SLO)	2	21	21	42
ELGHOBASHY/ABDELHADY (EGY)	0	16	14	30
	Playing Time	19min	16min	36min

**TEAM AND PLAYER PERFORMANCES**

KOTNIK	LOVSIN	Total	Scoring Skills	Total	ELGHOBASHY	ABDELHADY
24	16	40	Serve Attempts	32	17	15
2	3	5	Serve Faults	3	1	2
4	3	7	Serve Aces	5	4	1
8	10	18	Attack Successes	10	2	8
3		3	Block Successes	4	4	
		19	Opponent Errors	16		
		42	Total Points	30		

**LEGEND**

-



THU 14 SEP 2023  
Start Time 21:26 - End Time 22:11  
Match Duration 44min

**Results**  
**P2**

**SIAD/YAKKI (MAR) vs PASCHALAKI/ALEXOGLOU (GRE)**  
**0 2**

Team	Sets	1	2	Total
SIAD/YAKKI (MAR)	0	19	22	41
PASCHALAKI/ALEXOGLOU (GRE)	2	21	24	45
	Playing Time	22min	21min	44min

**TEAM AND PLAYER PERFORMANCES**

SIAD	YAKKI	Total	Scoring Skills	Total	ALEXOGLOU	PASCHALAKI
19	23	42	Serve Attempts	44	21	23
5	2	7	Serve Faults	10	6	4
4	8	12	Serve Aces	9	3	6
3	10	13	Attack Successes	17	10	7
			Block Successes	2	2	
		26	Opponent Errors	23		
		41	Total Points	45		

**LEGEND**

-



FRI 15 SEP 2023  
Start Time 9:55 - End Time 10:36  
Match Duration 41min

**Results**  
**P2**

**DESCAMPS/SOBEZALZ (FRA) vs TRIANTAFYLLIDI/MATIOU (GRE)**  
**0 2**

Team	Sets	1	2	Total
DESCAMPS/SOBEZALZ (FRA)	0	15	16	31
TRIANAFYLLIDI/MATIOU (GRE)	2	21	21	42
	Playing Time	21min	19min	41min

**TEAM AND PLAYER PERFORMANCES**

DESCAMPS	SOBEZALZ	Total	Scoring Skills	Total	TRIANAFYLLIDI	MATIOU
17	14	31	Serve Attempts	42	24	18
2	3	5	Serve Faults	3	1	2
3		3	Serve Aces	2	2	
			Fastest Serve			
11	19	30	Attack Attempts	30	24	6
8	13	21	Attack Successes	25	20	5
			Block Successes	2	2	
		8	Opponent Errors	13		
		31	Total Points	42		
			Dig Successes			

**WEATHER CONDITIONS**

AIR TEMPERATURE:	°C / °F	HUMIDITY:	%
SAND TEMPERATURE:	0°C / 0°F	CONDITIONS:	
WIND DIRECTION:		BAROMETRIC PRESSURE:	0Mb
WIND SPEED:	0km/h / 0mph		

**LEGEND**

-



FRI 15 SEP 2023  
Start Time 11:01 - End Time 11:51  
Match Duration 49min

**Results**  
**P2**

**NYSTROM/GUSAROVA (CYP) vs ORSI TOTH/BIANCHI (ITA)**  
**0 2**

Team	Sets	1	2	Total
NYSTROM/GUSAROVA (CYP)	0	21	11	32
ORSI TOTH/BIANCHI (ITA)	2	23	21	44
<b>Playing Time</b>		32min	15min	48min

**TEAM AND PLAYER PERFORMANCES**

NYSTROM	GUSAROVA	Total	Scoring Skills	Total	ORSI TOTH	BIANCHI
17	15	32	Serve Attempts	44	23	21
2	2	4	Serve Faults	5	2	3
1	2	3	Serve Aces	7	3	4
			Fastest Serve			
9	15	24	Attack Attempts	33	15	18
6	10	16	Attack Successes	26	9	17
2		2	Block Successes	1		1
		14	Opponent Errors	11		
		32	Total Points	44		
			Dig Successes			

**WEATHER CONDITIONS**

AIR TEMPERATURE:	°C / °F	HUMIDITY:	%
SAND TEMPERATURE:	0°C / 0°F	CONDITIONS:	
WIND DIRECTION:		BAROMETRIC PRESSURE:	0Mb
WIND SPEED:	0km/h / 0mph		

**LEGEND**

-



FRI 15 SEP 2023  
Start Time 8:55 - End Time 9:35  
Match Duration 40min

**Results**  
**P2**

**VIEIRA/CHAMEREAU (FRA) vs PASCHALAKI/ALEXOGLU (GRE)**  
**2 0**

Team	Sets	1	2	Total
VIEIRA/CHAMEREAU (FRA)	2	21	21	42
PASCHALAKI/ALEXOGLU (GRE)	0	13	12	25
<b>Playing Time</b>		23min	16min	39min

**TEAM AND PLAYER PERFORMANCES**

CHAMEREAU	VIEIRA	Total	Scoring Skills	Total	ALEXOGLU	PASCHALAKI
25	16	41	Serve Attempts	26	14	12
3	4	7	Serve Faults	5	5	
4	1	5	Serve Aces	1	1	
			Fastest Serve			
9	18	27	Attack Attempts	22	15	7
8	15	23	Attack Successes	12	8	4
1	1	2	Block Successes			
		14	Opponent Errors	13		
		42	Total Points	25		
			Dig Successes			

**WEATHER CONDITIONS**

AIR TEMPERATURE:	°C / °F	HUMIDITY:	%
SAND TEMPERATURE:	0°C / 0°F	CONDITIONS:	
WIND DIRECTION:		BAROMETRIC PRESSURE:	0Mb
WIND SPEED:	0km/h / 0mph		

**LEGEND**

-





FRI 15 SEP 2023  
Start Time 12:03 - End Time 12:44  
Match Duration 40min

**Results**  
**P2**

**KOTNIK/LOVSIN (SLO) vs BIANCHIN/SCAMPOLI (ITA)**  
**0 2**

Team	Sets	1	2	Total
KOTNIK/LOVSIN (SLO)	0	18	18	36
BIANCHIN/SCAMPOLI (ITA)	2	21	21	42
<b>Playing Time</b>		19min	20min	39min

**TEAM AND PLAYER PERFORMANCES**

KOTNIK	LOVSIN	Total	Scoring Skills	Total	BIANCHIN	SCAMPOLI
17	20	37	Serve Attempts	41	18	23
3	2	5	Serve Faults	2	1	1
2	1	3	Serve Aces	2		2
			Fastest Serve			
23	21	44	Attack Attempts	45	15	30
14	9	23	Attack Successes	25	5	20
2		2	Block Successes	2		2
		11	Opponent Errors	13		
		36	Total Points	42		
			Dig Successes			

**WEATHER CONDITIONS**

AIR TEMPERATURE:	°C / °F	HUMIDITY:	%
SAND TEMPERATURE:	0°C / 0°F	CONDITIONS:	
WIND DIRECTION:		BAROMETRIC PRESSURE:	0Mb
WIND SPEED:	0km/h / 0mph		

**LEGEND**

-



FRI 15 SEP 2023  
Start Time 19:24 - End Time 20:03  
Match Duration 38min

**Results**  
**P2**

**TRIANTAFYLLIDI/MATIOU (GRE) vs ORSI TOTH/BIANCHI (ITA)**  
**0 2**

Team	Sets	1	2	Total
TRIANTAFYLLIDI/MATIOU (GRE)	0	14	19	33
ORSI TOTH/BIANCHI (ITA)	2	21	21	42
	Playing Time	18min	20min	38min

**TEAM AND PLAYER PERFORMANCES**

TRIANTAFYLLIDI	MATIOU	Total	Scoring Skills	Total	ORSI TOTH	BIANCHI
14	21	35	Serve Attempts	40	20	20
4	3	7	Serve Faults	7	2	5
1	3	4	Serve Aces	5	3	2
			Fastest Serve			
10	13	23	Attack Attempts	28	10	18
7	6	13	Attack Successes	20	6	14
2		2	Block Successes	1	1	
		14	Opponent Errors	16		
		33	Total Points	42		
			Dig Successes			

**WEATHER CONDITIONS**

AIR TEMPERATURE:	°C / °F	HUMIDITY:	%
SAND TEMPERATURE:	0°C / 0°F	CONDITIONS:	
WIND DIRECTION:		BAROMETRIC PRESSURE:	0Mb
WIND SPEED:	0km/h / 0mph		

**LEGEND**

-



FRI 15 SEP 2023  
Start Time 20:21 - End Time 21:12  
Match Duration 50min

**Results**  
**P2**

**VIEIRA/CHAMEREAU (FRA) vs BIANCHIN/SCAMPOLI (ITA)**  
**0 2**

Team	Sets	1	2	Total
VIEIRA/CHAMEREAU (FRA)	0	15	20	35
BIANCHIN/SCAMPOLI (ITA)	2	21	22	43
<b>Playing Time</b>		26min	23min	50min

**TEAM AND PLAYER PERFORMANCES**

CHAMEREAU	VIEIRA	Total	Scoring Skills	Total	BIANCHIN	SCAMPOLI
22	15	37	Serve Attempts	41	21	20
5	2	7	Serve Faults	1	1	
1	1	2	Serve Aces	1	1	
			Fastest Serve			
5	33	38	Attack Attempts	29	7	22
4	22	26	Attack Successes	23	4	19
1		1	Block Successes	2	1	1
		11	Opponent Errors	17		
		35	Total Points	43		
			Dig Successes			

**WEATHER CONDITIONS**

AIR TEMPERATURE:	°C / °F	HUMIDITY:	%
SAND TEMPERATURE:	0°C / 0°F	CONDITIONS:	
WIND DIRECTION:		BAROMETRIC PRESSURE:	0Mb
WIND SPEED:	0km/h / 0mph		

**LEGEND**

-



FRI 15 SEP 2023  
Start Time 17:31 - End Time 18:07  
Match Duration 36min

**Results**  
**P2**

**DESCAMPS/SOBEZALZ (FRA) vs NYSTROM/GUSAROVA (CYP)**  
**2 0**

Team	Sets	1	2	Total
DESCAMPS/SOBEZALZ (FRA)	2	21	21	42
NYSTROM/GUSAROVA (CYP)	0	19	12	31
	<b>Playing Time</b>	20min	15min	35min

**TEAM AND PLAYER PERFORMANCES**

DESCAMPS	SOBEZALZ	Total	Scoring Skills	Total	NYSTROM	GUSAROVA
21	20	41	Serve Attempts	32	11	21
1	3	4	Serve Faults	4	2	2
5	2	7	Serve Aces	7	3	4
			Fastest Serve			
20	8	28	Attack Attempts	23	20	3
8	5	13	Attack Successes	10	9	1
1	1	2	Block Successes	2	1	1
		22	Opponent Errors	13		
		42	Total Points	31		
			Dig Successes			

**WEATHER CONDITIONS**

AIR TEMPERATURE:	°C / °F	HUMIDITY:	%
SAND TEMPERATURE:	0°C / 0°F	CONDITIONS:	
WIND DIRECTION:		BAROMETRIC PRESSURE:	0Mb
WIND SPEED:	0km/h / 0mph		

**LEGEND**

-



FRI 15 SEP 2023  
Start Time 18:29 - End Time 19:03  
Match Duration 33min

**Results**  
**P2**

**PASCHALAKI/ALEXOGLOU (GRE) vs KOTNIK/LOVSIN (SLO)**  
**0 2**

Team	Sets	1	2	Total
PASCHALAKI/ALEXOGLOU (GRE)	0	15	13	28
KOTNIK/LOVSIN (SLO)	2	21	21	42
	Playing Time	18min	15min	33min

**TEAM AND PLAYER PERFORMANCES**

ALEXOGLOU	PASCHALAKI	Total	Scoring Skills	Total	KOTNIK	LOVSIN
13	15	28	Serve Attempts	42	17	25
2	3	5	Serve Faults	3	3	
3	3	6	Serve Aces	5	1	4
			Fastest Serve			

18	4	22	Attack Attempts	28	21	7
9	1	10	Attack Successes	21	16	5

			Block Successes	4	3	1
		12	Opponent Errors	14		
		28	Total Points	42		

			Dig Successes			
--	--	--	---------------	--	--	--

**WEATHER CONDITIONS**

AIR TEMPERATURE:	°C / °F	HUMIDITY:	%
SAND TEMPERATURE:	0°C / 0°F	CONDITIONS:	
WIND DIRECTION:		BAROMETRIC PRESSURE:	0Mb
WIND SPEED:	0km/h / 0mph		

**LEGEND**

-



SAT 16 SEP 2023  
Start Time 11:48 - End Time 12:19  
Match Duration 31min

**Results**  
**P2**

**ORSI TOTH/BIANCHI (ITA) vs BIANCHIN/SCAMPOLI (ITA)**  
**2 0**

Team	Sets	1	2	Total
ORSI TOTH/BIANCHI (ITA)	2	21	21	42
BIANCHIN/SCAMPOLI (ITA)	0	12	15	27
	Playing Time	11min	19min	30min

**TEAM AND PLAYER PERFORMANCES**

ORSI TOTH	BIANCHI	Total	Scoring Skills	Total	BIANCHIN	SCAMPOLI
17	24	41	Serve Attempts	28	15	13
3	4	7	Serve Faults	2	2	
1	3	4	Serve Aces	2	1	1
			Fastest Serve			
24	13	37	Attack Attempts	31	13	18
16	7	23	Attack Successes	12	4	8
1	2	3	Block Successes	1	1	
		5	Opponent Errors	8		
		42	Total Points	27		
			Dig Successes			

**WEATHER CONDITIONS**

AIR TEMPERATURE:	°C / °F	HUMIDITY:	%
SAND TEMPERATURE:	0°C / 0°F	CONDITIONS:	
WIND DIRECTION:		BAROMETRIC PRESSURE:	0Mb
WIND SPEED:	0km/h / 0mph		

**LEGEND**

-



SAT 16 SEP 2023  
Start Time 9:17 - End Time 9:53  
Match Duration 35min

**Results**  
**P2**

**TRIANAFYLLIDI/MATIOU (GRE) vs VIEIRA/CHAMEREAU (FRA)**  
**0 2**

Team	Sets	1	2	Total
TRIANAFYLLIDI/MATIOU (GRE)	0	10	17	27
VIEIRA/CHAMEREAU (FRA)	2	21	21	42
<b>Playing Time</b>		14min	19min	34min

**TEAM AND PLAYER PERFORMANCES**

TRIANAFYLLIDI	MATIOU	Total	Scoring Skills	Total	CHAMEREAU	VIEIRA
11	21	32	Serve Attempts	37	16	21
1	3	4	Serve Faults	4	3	1
1	4	5	Serve Aces	7	3	4
			Fastest Serve			
20	14	34	Attack Attempts	38	8	30
7	4	11	Attack Successes	23	5	18
2	2	4	Block Successes	3	2	1
		8	Opponent Errors	8		
		27	Total Points	42		
			Dig Successes			

**WEATHER CONDITIONS**

AIR TEMPERATURE:	°C / °F	HUMIDITY:	%
SAND TEMPERATURE:	0°C / 0°F	CONDITIONS:	
WIND DIRECTION:		BAROMETRIC PRESSURE:	0Mb
WIND SPEED:	0km/h / 0mph		

**LEGEND**

-



SAT 16 SEP 2023  
Start Time 9:13 - End Time 9:50  
Match Duration 37min

**Results**  
**P2**

**DESCAMPS/SOBEZALZ (FRA) vs KOTNIK/LOVSIN (SLO)**  
**0 2**

Team	Sets	1	2	Total
DESCAMPS/SOBEZALZ (FRA)	0	14	17	31
KOTNIK/LOVSIN (SLO)	2	21	21	42
	<b>Playing Time</b>	16min	21min	37min

**TEAM AND PLAYER PERFORMANCES**

DESCAMPS		SOBEZALZ		Total	Scoring Skills	Total	KOTNIK	LOVSIN
19		13		32	<b>Serve Attempts</b>	41	20	21
1		1		2	<b>Serve Faults</b>	5	2	3
4		5		9	<b>Serve Aces</b>	5	3	2
					<b>Fastest Serve</b>			
5		7		12	<b>Attack Attempts</b>	19	14	5
4		6		10	<b>Attack Successes</b>	17	14	3
5				5	<b>Block Successes</b>	1	1	
				15	<b>Opponent Errors</b>	21		
				31	<b>Total Points</b>	42		
					<b>Dig Successes</b>			

**WEATHER CONDITIONS**

AIR TEMPERATURE:	°C / °F	HUMIDITY:	%
SAND TEMPERATURE:	0°C / 0°F	CONDITIONS:	
WIND DIRECTION:		BAROMETRIC PRESSURE:	0Mb
WIND SPEED:	0km/h / 0mph		

**LEGEND**

-





SAT 16 SEP 2023  
Start Time 8:19 - End Time 8:55  
Match Duration 35min

**Results**  
**P2**

**NYSTROM/GUSAROVA (CYP) vs PASCHALAKI/ALEXOGLU (GRE)**  
**2 0**

Team	Sets	1	2	Total
NYSTROM/GUSAROVA (CYP)	2	21	21	42
PASCHALAKI/ALEXOGLU (GRE)	0	11	9	20
	<b>Playing Time</b>	18min	16min	35min

**TEAM AND PLAYER PERFORMANCES**

NYSTROM	GUSAROVA	Total	Scoring Skills	Total	ALEXOGLU	PASCHALAKI
16	25	41	Serve Attempts	21	12	9
1		1	Serve Faults	6	4	2
3	7	10	Serve Aces	1	1	
			Fastest Serve			
5	7	12	Attack Attempts	17	7	10
5	7	12	Attack Successes	10	3	7
4		4	Block Successes			
		23	Opponent Errors	9		
		42	Total Points	20		
			Dig Successes			

**WEATHER CONDITIONS**

AIR TEMPERATURE:	°C / °F	HUMIDITY:	%
SAND TEMPERATURE:	0°C / 0°F	CONDITIONS:	
WIND DIRECTION:		BAROMETRIC PRESSURE:	0Mb
WIND SPEED:	0km/h / 0mph		

**LEGEND**

-



## Entry List By Event

As of TUE 12 SEP 2023 at 15:35

Seed	Team Name	CTRY Code	Name Shirt Number 1	Name Shirt Number 2
	RASIC L./TERZE L.	CRO	RASIC Lea	TERZE Lucijana
	GUSAROVA D./NYSTROM E.	CYP	GUSAROVA Daria	NYSTROM Erika
	KONSTANTOPOULOU Z./GUSAROVA A.	CYP	KONSTANTOPOULOU Zoi	GUSAROVA Alexandra
	ELGHOBASHY D./ABDELHADY M.	EGY	ELGHOBASHY Doaa	ABDELHADY Marwa
	MORENO MATVEEVA T./ALVAREZ MENDOZA	ESP	MORENO MATVEEVA Tania	ALVAREZ MENDOZA Daniela
	VIEIRA C./CHAMEREAU A.	FRA	VIEIRA Clemence	CHAMEREAU Aline
	DESCAMPS E./SOBEZALZ R.	FRA	DESCAMPS Elsa	SOBEZALZ Romane
	MATIOU D./TRIANAFYLLIDI E.	GRE	MATIOU Dionysia	TRIANAFYLLIDI Elisavet Ioanna
	PASCHALAKI M./ALEXOGLOU E.	GRE	PASCHALAKI Myrto	ALEXOGLOU Eleni
	BIANCHIN M./SCAMPOLI C.	ITA	BIANCHIN Margherita	SCAMPOLI Claudia
	ORSI TOTI R./BIANCHI G.	ITA	ORSI TOTI Reka	BIANCHI Giada
	JASHARI Y./AVDULLAHU M.	KOS	JASHARI Yllka	AVDULLAHU Melirona
	ISMAIL EL AKKARI S./HAMZE N.	LBN	ISMAIL EL AKKARI Sara	HAMZE Nour
	CHEIYKHO M./HAMZE M.	LBN	CHEIYKHO Mirna	HAMZE Mirvette
	SIAD M./YAKKI I.	MAR	SIAD Mahassine	YAKKI Imane
	LOVSIN T./KOTNIK T.	SLO	LOVSIN Tajda	KOTNIK Tjasa
	MITROVIC A./SKARIC N.	SRB	MITROVIC Ana Marija	SKARIC Nina

### LEGEND

(c) Captain

DSQ Disqualified



## Medallists

As of SAT 16 SEP 2023 at 13:45

Medal	CTRY	Name
GOLD	FRA - France	<b>Aye/Aye</b> 1 AYE Quincy 2 AYE Calvin
SILVER	ITA - Italy	<b>Benzi/Bonifazi</b> 1 BENZI Davide 2 BONIFAZI Carlo
BRONZE	POR - Portugal	<b>Campos/Pedrosa</b> 1 PEDROSA Joao 2 CAMPOS Hugo



Results Table - Preliminary Round

B4

Pool A

Date	Time	Match	Team 1	CTRY Code	Team 2	CTRY Code	Score	Match Duration
THU 14 SEP 2023	09:00	1	PEDROSA/CAMPOS	POR	KALLOUCHE/DEKKICHE	ALG	2-0 (21:18, 21:18)	45min
THU 14 SEP 2023	09:00	2	TERZOGLU/KANELLOS	GRE	FERRY/FERRY	MON	2-0 (21:11, 21:16)	39min
THU 14 SEP 2023	13:00	9	PEDROSA/CAMPOS	POR	TERZOGLU/KANELLOS	GRE	2-0 (21:16, 21:17)	34min
THU 14 SEP 2023	13:00	15	KALLOUCHE/DEKKICHE	ALG	FERRY/FERRY	MON	2-1 (21:15, 14:21, 15:13)	57min

Rank	Team	Matches				Sets			Points		
		Points	Played	Won	Lost	Won	Lost	Ratio	Won	Lost	Ratio
1	PEDROSA/CAMPOS POR	4	2	2	0	4	0	MAX	84	69	1.217
2	TERZOGLU/KANELLOS GRE	3	2	1	1	2	2	1.000	75	69	1.087
3	KALLOUCHE/DEKKICHE ALG	3	2	1	1	2	3	0.667	86	91	0.945
4	FERRY/FERRY MON	2	2	0	2	1	4	0.250	76	92	0.826

Pool B

Date	Time	Match	Team 1	CTRY Code	Team 2	CTRY Code	Score	Match Duration
THU 14 SEP 2023	11:00	3	BENZI/BONIFAZI	ITA	BEN HASSAN/GABSI	TUN	2-0 (21:15, 21:9)	35min
THU 14 SEP 2023	11:00	4	CHOUIKH BARBEZ/ALTWIES	FRA	ZORBIS/CHRYSOSTOMOU	CYP	2-0 (21:12, 21:10)	31min
THU 14 SEP 2023	15:00	11	BENZI/BONIFAZI	ITA	CHOUIKH BARBEZ/ALTWIES	FRA	2-1 (15:21, 21:19, 15:11)	1h4
THU 14 SEP 2023	15:00	12	BEN HASSAN/GABSI	TUN	ZORBIS/CHRYSOSTOMOU	CYP	1-2 (16:21, 21:18, 11:15)	55min

Rank	Team	Matches				Sets			Points		
		Points	Played	Won	Lost	Won	Lost	Ratio	Won	Lost	Ratio
1	BENZI/BONIFAZI ITA	4	2	2	0	4	1	4.000	93	75	1.240
2	CHOUIKH BARBEZ/ALTWIES FRA	3	2	1	1	3	2	1.500	93	73	1.274
3	ZORBIS/CHRYSOSTOMOU CYP	3	2	1	1	2	3	0.667	76	90	0.844
4	BEN HASSAN/GABSI TUN	2	2	0	2	1	4	0.250	72	96	0.750

Pool C

Date	Time	Match	Team 1	CTRY Code	Team 2	CTRY Code	Score	Match Duration
THU 14 SEP 2023	12:00	5	DAL CORSO/VISCOVICH	ITA	ZELENKA/SKORIN	CRO	2-0 (21:14, 21:15)	34min
THU 14 SEP 2023	12:00	6	KLASNIC/KOLARIC	SRB	ABDELRAHMAN/FARAG	EGY	2-0 (21:14, 21:13)	34min
THU 14 SEP 2023	16:00	13	DAL CORSO/VISCOVICH	ITA	KLASNIC/KOLARIC	SRB	2-0 (21:18, 21:17)	45min
THU 14 SEP 2023	16:00	14	ZELENKA/SKORIN	CRO	ABDELRAHMAN/FARAG	EGY	2-0 (21:14, 21:15)	37min

Rank	Team	Matches				Sets			Points		
		Points	Played	Won	Lost	Won	Lost	Ratio	Won	Lost	Ratio
1	DAL CORSO/VISCOVICH ITA	4	2	2	0	4	0	MAX	84	64	1.313
2	KLASNIC/KOLARIC SRB	3	2	1	1	2	2	1.000	77	69	1.116
3	ZELENKA/SKORIN CRO	3	2	1	1	2	2	1.000	71	71	1.000
4	ABDELRAHMAN/FARAG EGY	2	2	0	2	0	4	0.000	56	84	0.667

Pool D

Date	Time	Match	Team 1	CTRY Code	Team 2	CTRY Code	Score	Match Duration
THU 14 SEP 2023	10:00	7	NTALLAS/CHATZINIKOLAOU	GRE	MASKALI/YAKKI	MAR	2-0 (21:15, 21:14)	36min
THU 14 SEP 2023	10:00	8	AYE/AYE	FRA	MALIQUI/BAJRAMI	KOS	2-0 (21:14, 21:11)	31min
THU 14 SEP 2023	14:00	15	NTALLAS/CHATZINIKOLAOU	GRE	AYE/AYE	FRA	0-2 (11:21, 12:21)	35min
THU 14 SEP 2023	14:00	16	MASKALI/YAKKI	MAR	MALIQUI/BAJRAMI	KOS	1-2 (23:21, 20:22, 9:15)	58min



## Results Table - Preliminary Round

B4

Rank	Team		Matches				Sets			Points		
			Points	Played	Won	Lost	Won	Lost	Ratio	Won	Lost	Ratio
1	AYE/AYE	FRA	4	2	2	0	4	0	MAX	84	48	1.750
2	NTALLAS/CHATZINIKOLAOU	GRE	3	2	1	1	2	2	1.000	65	71	0.915
3	MALIQI/BAJRAMI	KOS	3	2	1	1	2	3	0.667	83	94	0.883
4	MASKALI/YAKKI	MAR	2	2	0	2	1	4	0.250	81	100	0.810



Results Table - Final Round

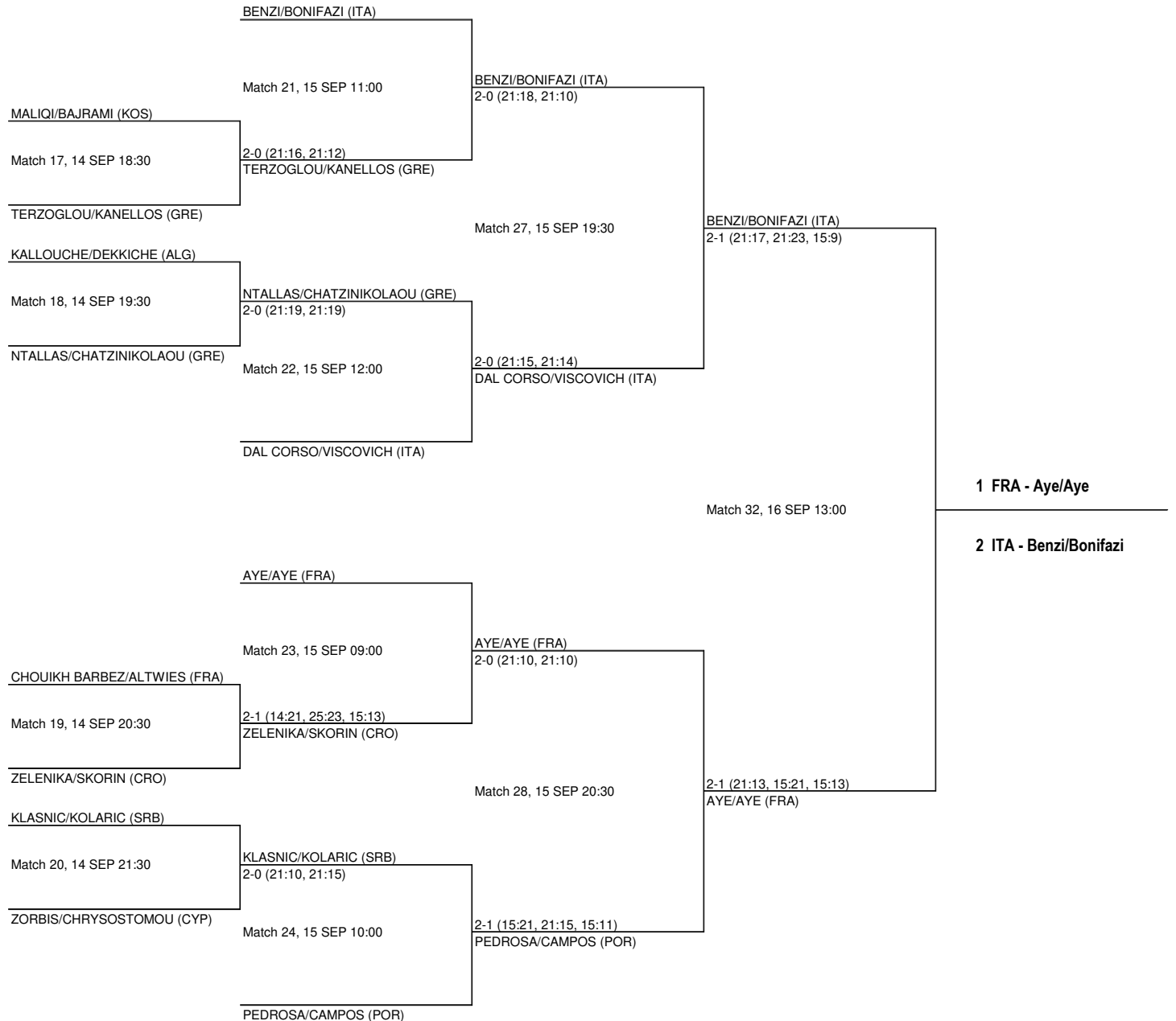
P4

1/8 of Final

1/4 of Final

Semi-finals

Gold-medal Match





**Results Table - Final Round**

**P4**

**Bronze-medal Match**

DAL CORSO/VISCOVICH (ITA)

Match 31, 16 SEP 10:30

PEDROSA/CAMPOS (POR)

3 POR - Campos/Pedrosa

4 ITA - Dal Corso/Viscovich

**Semifinals 5-8**

TERZOGLU/KANELLOS (GRE)

Match 25, 15 SEP 18:30

NTALLAS/CHATZINIKOLAOU (GRE)  
ZELENKA/SKORIN (CRO)

Match 26, 15 SEP 17:30

KLASNIC/KOLARIC (SRB)

**Final 5th-6th Place**

NTALLAS/CHATZINIKOLAOU (GRE)  
2-0 (23:21, 21:19)

Match 30, 16 SEP 10:10

2-0 (21:13, 21:16)  
KLASNIC/KOLARIC (SRB)

5 SRB - Kolaric/Klasnic

6 GRE - Ntallas/Chatzinikola

**Final 7th-8th Place**

TERZOGLU/KANELLOS (GRE)

Match 29, 16 SEP 09:20

ZELENKA/SKORIN (CRO)

7 CRO - Zelenika/Skorin

8 GRE - Kanellos/Terzoglou



WED 13 SEP 2023  
Start Time 10:01

**Results**  
**P2**

**MAS RODRIGUEZ/VERDU SANCHEZ (AND) vs HAMADACHE/BENFETIMA (ALG)**  
**0 2**

Team	Sets	1	2	Total
MAS RODRIGUEZ/VERDU SANCHEZ (AND)	0	18	14	32
HAMADACHE/BENFETIMA (ALG)	2	21	21	42
	<b>Playing Time</b>	20min	16min	37min

**TEAM AND PLAYER PERFORMANCES**

MAS RODRIGUEZ	VERDU SANCHEZ	Total	Scoring Skills	Total	HAMADACHE	BENFETIMA
12	22	34	Serve Attempts	40	16	24
5	2	7	Serve Faults	3	1	2
3	5	8	Serve Aces	9	4	5
10	4	14	Attack Successes	16	8	8
			Block Successes	4	1	3
		11	Opponent Errors	13		
		32	Total Points	42		

**LEGEND**

-





WED 13 SEP 2023  
Start Time 16:00 - End Time 16:38  
Match Duration 37min

**Results**  
**P2**

**ABDELRAHMAN/FARAG (EGY) vs HAMADACHE/BENFETIMA (ALG)**  
**2 0**

Team	Sets	1	2	Total
ABDELRAHMAN/FARAG (EGY)	2	21	21	42
HAMADACHE/BENFETIMA (ALG)	0	18	15	33
	<b>Playing Time</b>	20min	17min	37min

**TEAM AND PLAYER PERFORMANCES**

ABDELRAHMAN	FARAG	Total	Scoring Skills	Total	HAMADACHE	BENFETIMA
19	21	40	Serve Attempts	35	20	15
1	2	3	Serve Faults	7	2	5
	1	1	Serve Aces	2	2	
7	15	22	Attack Successes	18	14	4
1	1	2	Block Successes	3		3
		16	Opponent Errors	12		
		42	Total Points	33		

**LEGEND**

-



WED 13 SEP 2023  
Start Time 11:00 - End Time 11:53  
Match Duration 52min

**Results**  
**P2**

**BEN HASSAN/GABSI (TUN) vs SAVVIDIS/CHRYSOSTOMOU (CYP)**  
**2 1**

Team	Sets	1	2	3	Total
BEN HASSAN/GABSI (TUN)	2	21	24	15	60
SAVVIDIS/CHRYSOSTOMOU (CYP)	1	17	26	13	56
<b>Playing Time</b>		16min	21min	11min	49min

**TEAM AND PLAYER PERFORMANCES**

BEN HASSAN	GABSI	Total	Scoring Skills	Total	SAVVIDIS	CHRYSOSTOMOU
27	33	60	Serve Attempts	56	33	23
4	5	9	Serve Faults	7	5	2
3	5	8	Serve Aces	6	3	3
14	17	31	Attack Successes	24	9	15
4		4	Block Successes	3	1	2
		20	Opponent Errors	26		
		60	Total Points	56		

**LEGEND**

-



WED 13 SEP 2023  
Start Time 12:07 - End Time 12:44  
Match Duration 37min

**Results**  
**P2**

**ZELENIKA/SKORIN (CRO) vs SAMOUD/LEGLIZ (TUN)**  
**2 0**

Team	Sets	1	2	Total
ZELENIKA/SKORIN (CRO)	2	21	21	42
SAMOUD/LEGLIZ (TUN)	0	19	10	29
	Playing Time	20min	14min	35min

**TEAM AND PLAYER PERFORMANCES**

ZELENIKA	SKORIN	Total	Scoring Skills	Total	SAMOUD	LEGLIZ
19	21	40	Serve Attempts	31	16	15
5	1	6	Serve Faults	5	3	2
2	1	3	Serve Aces	1	1	
9	12	21	Attack Successes	14	9	5
6	3	9	Block Successes	2	1	1
		11	Opponent Errors	11		
		42	Total Points	29		

**LEGEND**

-



WED 13 SEP 2023  
Start Time 13:00 - End Time 13:44  
Match Duration 44min

**Results**  
**P2**

**KALLOUCHE/DEKKICHE (ALG) vs ABICHA/EL AZHARI (MAR)**  
**2 0**

Team	Sets	1	2	Total
KALLOUCHE/DEKKICHE (ALG)	2	22	21	43
ABICHA/EL AZHARI (MAR)	0	20	15	35
<b>Playing Time</b>		21min	22min	43min

**TEAM AND PLAYER PERFORMANCES**

KALLOUCHE	DEKKICHE	Total	Scoring Skills	Total	ABICHA	EL AZHARI
21	21	42	Serve Attempts	36	22	14
1	4	5	Serve Faults	4	2	2
2	2	4	Serve Aces	5	5	
15	11	26	Attack Successes	19	11	8
2	2	4	Block Successes	1		1
		11	Opponent Errors	9		
		43	Total Points	35		

**LEGEND**

-



THU 14 SEP 2023  
Start Time 9:01 - End Time 9:40  
Match Duration 39min

**Results**  
**P2**

**KANELLOS/TERZOGLOU (GRE) vs FERRY/FERRY (MON)**  
**2 0**

Team	Sets	1	2	Total
KANELLOS/TERZOGLOU (GRE)	2	21	21	42
FERRY/FERRY (MON)	0	11	16	27
	<b>Playing Time</b>	20min	17min	38min

**TEAM AND PLAYER PERFORMANCES**

KANELLOS	TERZOGLOU	Total	Scoring Skills	Total	FERRY	FERRY
27	13	40	Serve Attempts	29	15	14
4	1	5	Serve Faults	2	2	
1	2	3	Serve Aces	2	1	1
16	5	21	Attack Successes	12	6	6
1	3	4	Block Successes	1		1
		8	Opponent Errors	14		
		42	Total Points	27		

**LEGEND**

-



THU 14 SEP 2023  
Start Time 8:03 - End Time 8:48  
Match Duration 45min

## Results

### P2

**PEDROSA/CAMPOS (POR) vs KALLOUCHE/DEKKICHE (ALG)**  
**2 0**

Team	Sets	1	2	Total
PEDROSA/CAMPOS (POR)	2	21	21	42
KALLOUCHE/DEKKICHE (ALG)	0	18	18	36
	Playing Time	20min	23min	44min

### TEAM AND PLAYER PERFORMANCES

PEDROSA	CAMPOS	Total	Scoring Skills	Total	KALLOUCHE	DEKKICHE
19	21	40	Serve Attempts	38	21	17
2	3	5	Serve Faults	4		4
	4	4	Serve Aces	4	3	1
16	8	24	Attack Successes	21	12	9
			Block Successes			
		12	Opponent Errors	13		
		42	Total Points	36		

#### LEGEND

-



THU 14 SEP 2023  
Start Time 13:18 - End Time 13:53  
Match Duration 34min

**Results**  
**P2**

**PEDROSA/CAMPOS (POR) vs TERZOGLOU/KANELLOS (GRE)**  
**2 0**

Team	Sets	1	2	Total
PEDROSA/CAMPOS (POR)	2	21	21	42
TERZOGLOU/KANELLOS (GRE)	0	16	17	33
	<b>Playing Time</b>	16min	16min	33min

**TEAM AND PLAYER PERFORMANCES**

PEDROSA	CAMPOS	Total	Scoring Skills	Total	TERZOGLOU	KANELLOS
20	22	42	Serve Attempts	33	17	16
	3	3	Serve Faults	2		2
	2	2	Serve Aces	1		1
			Fastest Serve			

23	16	39	Attack Attempts	47	17	30
12	10	22	Attack Successes	20	7	13

3	3	6	Block Successes	1		1
		10	Opponent Errors	15		
		42	Total Points	33		

			Dig Successes			
--	--	--	---------------	--	--	--

**WEATHER CONDITIONS**

AIR TEMPERATURE:	°C / °F	HUMIDITY:	%
SAND TEMPERATURE:	0°C / 0°F	CONDITIONS:	
WIND DIRECTION:		BAROMETRIC PRESSURE:	0Mb
WIND SPEED:	0km/h / 0mph		

**LEGEND**

-



THU 14 SEP 2023  
Start Time 11:58 - End Time 12:56  
Match Duration 57min

**Results**  
**P2**

**KALLOUCHE/DEKKICHE (ALG) vs FERRY/FERRY (MON)**  
**2 1**

Team	Sets	1	2	3	Total
KALLOUCHE/DEKKICHE (ALG)	2	21	14	15	50
FERRY/FERRY (MON)	1	15	21	13	49
<b>Playing Time</b>		20min	17min	16min	55min

**TEAM AND PLAYER PERFORMANCES**

KALLOUCHE	DEKKICHE	Total	Scoring Skills	Total	FERRY	FERRY
26	22	48	Serve Attempts	50	24	26
7	4	11	Serve Faults	5	3	2
			Serve Aces			
			Fastest Serve			

27	13	40	Attack Attempts	39	17	22
	1	1	Attack Successes			

			Block Successes			
		15	Opponent Errors	15		
		50	Total Points	49		

			Dig Successes			
--	--	--	---------------	--	--	--

**WEATHER CONDITIONS**

AIR TEMPERATURE:	°C / °F	HUMIDITY:	%
SAND TEMPERATURE:	0°C / 0°F	CONDITIONS:	
WIND DIRECTION:		BAROMETRIC PRESSURE:	0Mb
WIND SPEED:	0km/h / 0mph		

**LEGEND**

-





THU 14 SEP 2023  
Start Time 11:47 - End Time 12:19  
Match Duration 31min

**Results**  
**P2**

**CHOUIKH BARBEZ/ALTWIES (FRA) vs ZORBIS/CHRYSOSTOMOU (CYP)**  
**2 0**

Team	Sets	1	2	Total
CHOUIKH BARBEZ/ALTWIES (FRA)	2	21	21	42
ZORBIS/CHRYSOSTOMOU (CYP)	0	12	10	22
<b>Playing Time</b>		11h47	15min	11h32

**TEAM AND PLAYER PERFORMANCES**

CHOUIKH BARBEZ	ALTWIES	Total	Scoring Skills	Total	ZORBIS	CHRYSOSTOMOU
15	25	40	Serve Attempts	24	11	13
2		2	Serve Faults	9	6	3
3	1	4	Serve Aces			
9	5	14	Attack Successes	13	6	7
3	1	4	Block Successes			
		18	Opponent Errors	10		
		42	Total Points	22		

**LEGEND**

-



THU 14 SEP 2023  
 Start Time 9:56 - End Time 10:32  
 Match Duration 35min

**Results**  
**P2**

**BENZI/BONIFAZI (ITA) vs BEN HASSAN/GABSI (TUN)**  
**2 0**

Team	Sets	1	2	Total
BENZI/BONIFAZI (ITA)	2	21	21	42
BEN HASSAN/GABSI (TUN)	0	15	9	24
<b>Playing Time</b>		21min	12min	33min

**TEAM AND PLAYER PERFORMANCES**

BENZI	BONIFAZI	Total	Scoring Skills	Total	BEN HASSAN	GABSI
17	23	40	Serve Attempts	26	12	14
3	2	5	Serve Faults	4	4	
2	1	3	Serve Aces	1	1	
16	7	23	Attack Successes	11	8	3
	1	1	Block Successes	1	1	
		13	Opponent Errors	10		
		42	Total Points	24		

**LEGEND**

-



THU 14 SEP 2023  
Start Time 14:56 - End Time 16:01  
Match Duration 1h4

**Results**  
**P2**

**BENZI/BONIFAZI (ITA) vs CHOUIKH BARBEZ/ALTWIES (FRA)**  
**2 1**

Team	Sets	1	2	3	Total
BENZI/BONIFAZI (ITA)	2	15	21	15	51
CHOUIKH BARBEZ/ALTWIES (FRA)	1	21	19	11	51
	<b>Playing Time</b>	18min	19min	14min	52min

**TEAM AND PLAYER PERFORMANCES**

BENZI	BONIFAZI	Total	Scoring Skills	Total	CHOUIKH BARBEZ	ALTWIES
26	25	51	Serve Attempts	51	28	23
2	3	5	Serve Faults	9	6	3
2	3	5	Serve Aces	1	1	
15	3	18	Attack Successes	21	11	10
	4	4	Block Successes			
		22	Opponent Errors	17		
		51	Total Points	51		

**LEGEND**

-



THU 14 SEP 2023  
Start Time 14:11 - End Time 15:07  
Match Duration 55min

**Results**  
**P2**

**BEN HASSAN/GABSI (TUN) vs ZORBIS/CHRYSOSTOMOU (CYP)**  
**1 2**

Team	Sets	1	2	3	Total
BEN HASSAN/GABSI (TUN)	1	16	21	11	48
ZORBIS/CHRYSOSTOMOU (CYP)	2	21	18	15	54
	<b>Playing Time</b>	20min	18min	14min	53min

**TEAM AND PLAYER PERFORMANCES**

BEN HASSAN	GABSI	Total	Scoring Skills	Total	ZORBIS	CHRYSOSTOMOU
23	26	49	Serve Attempts	53	30	23
7	3	10	Serve Faults	9	3	6
3		3	Serve Aces	3	2	1
10	10	20	Attack Successes	21	12	9
4		4	Block Successes	1		1
		18	Opponent Errors	23		
		48	Total Points	54		

LEGEND

-



THU 14 SEP 2023  
Start Time 12:30 - End Time 13:05  
Match Duration 34min

## Results

P2

DAL CORSO/VISCOVICH (ITA) vs ZELENKA/SKORIN (CRO)  
2 0

Team	Sets	1	2	Total
DAL CORSO/VISCOVICH (ITA)	2	21	21	42
ZELENKA/SKORIN (CRO)	0	14	15	29
<b>Playing Time</b>		16min	17min	34min

### TEAM AND PLAYER PERFORMANCES

DAL CORSO	VISCOVICH	Total	Scoring Skills	Total	ZELENKA	SKORIN
23	18	41	Serve Attempts	30	13	17
3	1	4	Serve Faults	5	4	1
1	1	2	Serve Aces	1	1	
10	10	20	Attack Successes	12	4	8
6		6	Block Successes	2	1	1
		12	Opponent Errors	13		
		42	Total Points	29		

#### LEGEND

-



THU 14 SEP 2023  
Start Time 11:02 - End Time 11:37  
Match Duration 34min

**Results**  
**P2**

**KLASNIC/KOLARIC (SRB) vs ABDELRAHMAN/FARAG (EGY)**  
**2 0**

Team	Sets	1	2	Total
KLASNIC/KOLARIC (SRB)	2	21	21	42
ABDELRAHMAN/FARAG (EGY)	0	14	13	27
	<b>Playing Time</b>	18min	14min	32min

**TEAM AND PLAYER PERFORMANCES**

KLASNIC	KOLARIC	Total	Scoring Skills	Total	ABDELRAHMAN	FARAG
25	16	41	Serve Attempts	28	12	16
7	6	13	Serve Faults	12	4	8
6	1	7	Serve Aces	1		1
8	6	14	Attack Successes	9	4	5
	2	2	Block Successes			
		16	Opponent Errors	16		
		42	Total Points	27		

**LEGEND**

-



THU 14 SEP 2023  
Start Time 16:08 - End Time 16:53  
Match Duration 45min

**Results**  
**P2**

**DAL CORSO/VISCOVICH (ITA) vs KLASNIC/KOLARIC (SRB)**  
**2 0**

Team	Sets	1	2	Total
DAL CORSO/VISCOVICH (ITA)	2	21	21	42
KLASNIC/KOLARIC (SRB)	0	18	17	35
<b>Playing Time</b>		24min	19min	44min

**TEAM AND PLAYER PERFORMANCES**

DAL CORSO	VISCOVICH	Total	Scoring Skills	Total	KLASNIC	KOLARIC
17	24	41	Serve Attempts	36	21	15
2		2	Serve Faults	6	5	1
1	1	2	Serve Aces	3	1	2
11	7	18	Attack Successes	20	7	13
6		6	Block Successes	2	1	1
		15	Opponent Errors	11		
		42	Total Points	35		

**LEGEND**

-



THU 14 SEP 2023  
Start Time 15:17 - End Time 15:54  
Match Duration 37min

**Results**  
**P2**

**ZELENIKA/SKORIN (CRO) vs ABDELRAHMAN/FARAG (EGY)**  
**2 0**

Team	Sets	1	2	Total
ZELENIKA/SKORIN (CRO)	2	21	21	42
ABDELRAHMAN/FARAG (EGY)	0	14	15	29
	Playing Time	16min	20min	36min

**TEAM AND PLAYER PERFORMANCES**

ZELENIKA	SKORIN	Total	Scoring Skills	Total	ABDELRAHMAN	FARAG
16	24	40	Serve Attempts	31	16	15
3	1	4	Serve Faults	3	2	1
			Serve Aces	1	1	
			Fastest Serve			
21	10	31	Attack Attempts	27	15	12
			Attack Successes			
			Block Successes	1	1	
		10	Opponent Errors	6		
		42	Total Points	29		
			Dig Successes			

**WEATHER CONDITIONS**

AIR TEMPERATURE:	°C / °F	HUMIDITY:	%
SAND TEMPERATURE:	0°C / 0°F	CONDITIONS:	
WIND DIRECTION:		BAROMETRIC PRESSURE:	0Mb
WIND SPEED:	0km/h / 0mph		

**LEGEND**

-





THU 14 SEP 2023  
Start Time 11:02 - End Time 11:38  
Match Duration 36min

**Results**  
**P2**

**NTALLAS/CHATZINIKOLAOU (GRE) vs MASKALI/YAKKI (MAR)**  
**2 0**

Team	Sets	1	2	Total
NTALLAS/CHATZINIKOLAOU (GRE)	2	21	21	42
MASKALI/YAKKI (MAR)	0	15	14	29
	<b>Playing Time</b>	19min	15min	34min

**TEAM AND PLAYER PERFORMANCES**

NTALLAS	CHATZINIKOLAOU	Total	Scoring Skills	Total	MASKALI	YAKKI
18	23	41	Serve Attempts	30	13	17
2	1	3	Serve Faults	5	2	3
	1	1	Serve Aces			
7	11	18	Attack Successes	15	11	4
			Block Successes	3		3
		20	Opponent Errors	10		
		42	Total Points	29		

**LEGEND**

-



THU 14 SEP 2023  
Start Time 9:03 - End Time 9:34  
Match Duration 31min

## Results

P2

AYE/AYE (FRA) vs MALIQI/BAJRAMI (KOS)  
2 0

Team	Sets	1	2	Total
AYE/AYE (FRA)	2	21	21	42
MALIQI/BAJRAMI (KOS)	0	14	11	25
	Playing Time	15min	14min	30min

### TEAM AND PLAYER PERFORMANCES

AYE	AYE	Total	Scoring Skills	Total	MALIQI	BAJRAMI
25	16	41	Serve Attempts	26	14	12
5	3	8	Serve Faults	1		1
5	4	9	Serve Aces	1		1
12	8	20	Attack Successes	12	1	11
	2	2	Block Successes	3	2	1
		9	Opponent Errors	9		
		42	Total Points	25		

#### LEGEND

-



THU 14 SEP 2023  
Start Time 14:01 - End Time 14:37  
Match Duration 35min

**Results**  
**P2**

**NTALLAS/CHATZINIKOLAOU (GRE) vs AYE/AYE (FRA)**  
**0 2**

Team	Sets	1	2	Total
NTALLAS/CHATZINIKOLAOU (GRE)	0	11	12	23
AYE/AYE (FRA)	2	21	21	42
<b>Playing Time</b>		19min	16min	35min

**TEAM AND PLAYER PERFORMANCES**

NTALLAS	CHATZINIKOLAOU	Total	Scoring Skills	Total	AYE	AYE
12	13	25	Serve Attempts	40	19	21
4	2	6	Serve Faults	4	2	2
	1	1	Serve Aces	1		1
7	5	12	Attack Successes	17	6	11
	1	1	Block Successes	3		3
		10	Opponent Errors	21		
		23	Total Points	42		

**LEGEND**

-



THU 14 SEP 2023  
 Start Time 13:07 - End Time 14:05  
 Match Duration 58min

**Results**  
**P2**

**MASKALI/YAKKI (MAR) vs MALIQI/BAJRAMI (KOS)**  
**1 2**

Team	Sets	1	2	3	Total
MASKALI/YAKKI (MAR)	1	23	20	9	52
MALIQI/BAJRAMI (KOS)	2	21	22	15	58
	<b>Playing Time</b>	23min	19min	13min	56min

**TEAM AND PLAYER PERFORMANCES**

MASKALI	YAKKI	Total	Scoring Skills	Total	MALIQI	BAJRAMI
29	24	53	Serve Attempts	57	29	28
2	4	6	Serve Faults	10	5	5
3		3	Serve Aces	4	4	
10	4	14	Attack Successes	24	13	11
	1	1	Block Successes	1	1	
		22	Opponent Errors	18		
		52	Total Points	58		

**LEGEND**

-



THU 14 SEP 2023  
Start Time 18:29 - End Time 19:02  
Match Duration 33min

**Results**  
**P2**

**MALIQI/BAJRAMI (KOS) vs TERZOGLOU/KANELLOS (GRE)**  
**0 2**

Team	Sets	1	2	Total
MALIQI/BAJRAMI (KOS)	0	16	12	28
TERZOGLOU/KANELLOS (GRE)	2	21	21	42
	<b>Playing Time</b>	16min	15min	32min

**TEAM AND PLAYER PERFORMANCES**

MALIQI	BAJRAMI	Total	Scoring Skills	Total	TERZOGLOU	KANELLOS
17	12	29	Serve Attempts	41	23	18
2	3	5	Serve Faults	6	4	2
3	2	5	Serve Aces	2	2	
			Attack Successes	1	1	
	1	1	Block Successes	1	1	
		14	Opponent Errors	17		
		28	Total Points	42		

**LEGEND**

-



THU 14 SEP 2023  
Start Time 19:25 - End Time 20:05  
Match Duration 39min

**Results**  
**P2**

**KALLOUCHE/DEKKICHE (ALG) vs NTALLAS/CHATZINIKOLAOU (GRE)**  
**0 2**

Team	Sets	1	2	Total
KALLOUCHE/DEKKICHE (ALG)	0	19	19	38
NTALLAS/CHATZINIKOLAOU (GRE)	2	21	21	42
	<b>Playing Time</b>	22min	17min	39min

**TEAM AND PLAYER PERFORMANCES**

KALLOUCHE	DEKKICHE	Total	Scoring Skills	Total	NTALLAS	CHATZINIKOLAOU
15	24	39	Serve Attempts	41	14	27
	2	2	Serve Faults	4	2	2
	1	1	Serve Aces	3	2	1
1	1	2	Attack Successes	3	2	1
	2	2	Block Successes	1	1	
		17	Opponent Errors	17		
		38	Total Points	42		

**LEGEND**

-



THU 14 SEP 2023  
 Start Time 20:29 - End Time 21:22  
 Match Duration 52min

**Results**  
**P2**

**CHOUIKH BARBEZ/ALTWIES (FRA) vs ZELENIKA/SKORIN (CRO)**  
 1 2

Team	Sets	1	2	3	Total
CHOUIKH BARBEZ/ALTWIES (FRA)	1	21	23	13	57
ZELENIKA/SKORIN (CRO)	2	14	25	15	54
	<b>Playing Time</b>	15min	20min	13min	50min

**TEAM AND PLAYER PERFORMANCES**

CHOUIKH BARBEZ	ALTWIES	Total	Scoring Skills	Total	ZELENIKA	SKORIN
28	30	58	Serve Attempts	53	25	28
4	3	7	Serve Faults	6	4	2
	3	3	Serve Aces	3	1	2
6	3	9	Attack Successes	3	3	
1	1	2	Block Successes	5	3	2
		32	Opponent Errors	26		
		57	Total Points	54		

**LEGEND**

-



THU 14 SEP 2023  
Start Time 21:28 - End Time 22:00  
Match Duration 32min

**Results**  
**P2**

**KLASNIC/KOLARIC (SRB) vs ZORBIS/CHRYSOSTOMOU (CYP)**  
**2 0**

Team	Sets	1	2	Total
KLASNIC/KOLARIC (SRB)	2	21	21	42
ZORBIS/CHRYSOSTOMOU (CYP)	0	10	15	25
<b>Playing Time</b>		17min	14min	31min

**TEAM AND PLAYER PERFORMANCES**

KLASNIC	KOLARIC	Total	Scoring Skills	Total	ZORBIS	CHRYSOSTOMOU
21	20	41	Serve Attempts	26	13	13
5	1	6	Serve Faults	5	2	3
3		3	Serve Aces	1		1
	3	3	Attack Successes	2	2	
			Block Successes			
		18	Opponent Errors	15		
		42	Total Points	25		

**LEGEND**

-





FRI 15 SEP 2023  
Start Time 11:14 - End Time 11:57  
Match Duration 43min

**Results**  
**P2**

**BENZI/BONIFAZI (ITA) vs TERZOGLOU/KANELLOS (GRE)**  
**2 0**

Team	Sets	1	2	Total
BENZI/BONIFAZI (ITA)	2	21	21	42
TERZOGLOU/KANELLOS (GRE)	0	18	10	28
	Playing Time	26min	15min	42min

**TEAM AND PLAYER PERFORMANCES**

BENZI	BONIFAZI	Total	Scoring Skills	Total	TERZOGLOU	KANELLOS
20	21	41	Serve Attempts	29	17	12
1	1	2	Serve Faults	3	2	1
			Serve Aces			
			Fastest Serve			
16	4	20	Attack Attempts	20	13	7
15	2	17	Attack Successes	15	12	3
	6	6	Block Successes	1	1	
		19	Opponent Errors	11		
		42	Total Points	28		
			Dig Successes			

**WEATHER CONDITIONS**

AIR TEMPERATURE:	°C / °F	HUMIDITY:	%
SAND TEMPERATURE:	0°C / 0°F	CONDITIONS:	
WIND DIRECTION:		BAROMETRIC PRESSURE:	0Mb
WIND SPEED:	0km/h / 0mph		

**LEGEND**

-



FRI 15 SEP 2023  
Start Time 12:07 - End Time 12:45  
Match Duration 38min

**Results**  
**P2**

**NTALLAS/CHATZINIKOLAOU (GRE) vs DAL CORSO/VISCOVICH (ITA)**  
**0 2**

Team	Sets	1	2	Total
NTALLAS/CHATZINIKOLAOU (GRE)	0	15	14	29
DAL CORSO/VISCOVICH (ITA)	2	21	21	42
<b>Playing Time</b>		18min	19min	38min

**TEAM AND PLAYER PERFORMANCES**

NTALLAS	CHATZINIKOLAOU	Total	Scoring Skills	Total	DAL CORSO	VISCOVICH
17	13	30	Serve Attempts	41	22	19
2	4	6	Serve Faults	5	4	1
			Serve Aces	1	1	
			Fastest Serve			
3	10	13	Attack Attempts	13	4	9
1	5	6	Attack Successes	10	3	7
3		3	Block Successes	8	6	2
		20	Opponent Errors	23		
		29	Total Points	42		
			Dig Successes			

**WEATHER CONDITIONS**

AIR TEMPERATURE:	°C / °F	HUMIDITY:	%
SAND TEMPERATURE:	0°C / 0°F	CONDITIONS:	
WIND DIRECTION:		BAROMETRIC PRESSURE:	0Mb
WIND SPEED:	0km/h / 0mph		

**LEGEND**

-



FRI 15 SEP 2023  
Start Time 8:55 - End Time 9:29  
Match Duration 33min

**Results**  
**P2**

**AYE/AYE (FRA) vs ZELENKA/SKORIN (CRO)**  
**2 0**

Team	Sets	1	2	Total
AYE/AYE (FRA)	2	21	21	42
ZELENKA/SKORIN (CRO)	0	10	10	20
	<b>Playing Time</b>	18min	14min	33min

**TEAM AND PLAYER PERFORMANCES**

AYE	AYE	Total	Scoring Skills	Total	ZELENKA	SKORIN
21	20	41	Serve Attempts	21	9	12
3	3	6	Serve Faults			
1	2	3	Serve Aces			
			Fastest Serve			
12	23	35	Attack Attempts	40	8	32
6	16	22	Attack Successes	9	2	7
1	7	8	Block Successes			
		9	Opponent Errors	11		
		42	Total Points	20		
			Dig Successes			

**WEATHER CONDITIONS**

AIR TEMPERATURE:	°C / °F	HUMIDITY:	%
SAND TEMPERATURE:	0°C / 0°F	CONDITIONS:	
WIND DIRECTION:		BAROMETRIC PRESSURE:	0Mb
WIND SPEED:	0km/h / 0mph		

**LEGEND**

-



FRI 15 SEP 2023  
Start Time 9:56 - End Time 10:55  
Match Duration 59min

**Results**  
**P2**

**KLASNIC/KOLARIC (SRB) vs PEDROSA/CAMPOS (POR)**  
**1 2**

Team	Sets	1	2	3	Total
KLASNIC/KOLARIC (SRB)	1	21	15	11	47
PEDROSA/CAMPOS (POR)	2	15	21	15	51
	Playing Time	23min	20min	14min	58min

**TEAM AND PLAYER PERFORMANCES**

KLASNIC	KOLARIC	Total	Scoring Skills	Total	PEDROSA	CAMPOS
26	22	48	Serve Attempts	50	22	28
2	2	4	Serve Faults	2		2
1		1	Serve Aces	2	1	1
			Fastest Serve			

24	7	31	Attack Attempts	30	13	17
19	6	25	Attack Successes	25	11	14
	2	2	Block Successes	2	2	
		18	Opponent Errors	23		
		47	Total Points	51		

			Dig Successes			
--	--	--	---------------	--	--	--

**WEATHER CONDITIONS**

AIR TEMPERATURE:	°C / °F	HUMIDITY:	%
SAND TEMPERATURE:	0°C / 0°F	CONDITIONS:	
WIND DIRECTION:		BAROMETRIC PRESSURE:	0Mb
WIND SPEED:	0km/h / 0mph		

**LEGEND**

-



FRI 15 SEP 2023  
Start Time 19:28 - End Time 20:27  
Match Duration 59min

**Results**  
**P2**

**BENZI/BONIFAZI (ITA) vs DAL CORSO/VISCOVICH (ITA)**  
**2 1**

Team	Sets	1	2	3	Total
BENZI/BONIFAZI (ITA)	2	21	21	15	57
DAL CORSO/VISCOVICH (ITA)	1	17	23	9	49
<b>Playing Time</b>		19min	23min	12min	56min

**TEAM AND PLAYER PERFORMANCES**

BENZI	BONIFAZI	Total	Scoring Skills	Total	DAL CORSO	VISCOVICH
26	29	55	Serve Attempts	51	24	27
4		4	Serve Faults	2	2	
2	1	3	Serve Aces	1		1
			Fastest Serve			
37	20	57	Attack Attempts	61	26	35
20	9	29	Attack Successes	30	16	14
2	8	10	Block Successes	3	3	
		11	Opponent Errors	17		
		57	Total Points	49		
			Dig Successes			

**WEATHER CONDITIONS**

AIR TEMPERATURE:	°C / °F	HUMIDITY:	%
SAND TEMPERATURE:	0°C / 0°F	CONDITIONS:	
WIND DIRECTION:		BAROMETRIC PRESSURE:	0Mb
WIND SPEED:	0km/h / 0mph		

**LEGEND**

-



FRI 15 SEP 2023  
 Start Time 20:34 - End Time 21:29  
 Match Duration 55min

**Results**

**P2**

**AYE/AYE (FRA) vs PEDROSA/CAMPOS (POR)**  
**2 1**

Team	Sets	1	2	3	Total
AYE/AYE (FRA)	2	21	15	15	51
PEDROSA/CAMPOS (POR)	1	13	21	13	47
<b>Playing Time</b>		20min	18min	13min	53min

**TEAM AND PLAYER PERFORMANCES**

AYE	AYE	Total	Scoring Skills	Total	PEDROSA	CAMPOS
31	20	51	Serve Attempts	47	27	20
1	3	4	Serve Faults	4	2	2
2		2	Serve Aces	3	3	
22	8	30	Attack Successes	22	14	8
	6	6	Block Successes	6	4	2
		13	Opponent Errors	17		
		51	Total Points	47		

**LEGEND**

-



FRI 15 SEP 2023  
Start Time 18:31 - End Time 19:09  
Match Duration 38min

**Results**  
**P2**

**TERZOGLOU/KANELLOS (GRE) vs NTALLAS/CHATZINIKOLAOU (GRE)**  
**0 2**

Team	Sets	1	2	Total
TERZOGLOU/KANELLOS (GRE)	0	21	19	40
NTALLAS/CHATZINIKOLAOU (GRE)	2	23	21	44
	Playing Time	19min	17min	37min

**TEAM AND PLAYER PERFORMANCES**

TERZOGLOU	KANELLOS	Total	Scoring Skills	Total	NTALLAS	CHATZINIKOLAOU
20	21	41	Serve Attempts	43	20	23
2	6	8	Serve Faults	6	3	3
1	2	3	Serve Aces	2		2
			Fastest Serve			
40	9	49	Attack Attempts	51	12	39
17	5	22	Attack Successes	25	6	19
1		1	Block Successes	5	3	2
		14	Opponent Errors	16		
		40	Total Points	44		
	1	1	Dig Successes			

**WEATHER CONDITIONS**

AIR TEMPERATURE:	°C / °F	HUMIDITY:	%
SAND TEMPERATURE:	0°C / 0°F	CONDITIONS:	
WIND DIRECTION:		BAROMETRIC PRESSURE:	0Mb
WIND SPEED:	0km/h / 0mph		

**LEGEND**

-



FRI 15 SEP 2023  
Start Time 17:34 - End Time 18:10  
Match Duration 36min

**Results**  
**P2**

**ZELENIKA/SKORIN (CRO) vs KLASNIC/KOLARIC (SRB)**  
**0 2**

Team	Sets	1	2	Total
ZELENIKA/SKORIN (CRO)	0	13	16	29
KLASNIC/KOLARIC (SRB)	2	21	21	42
	Playing Time	17min	18min	35min

**TEAM AND PLAYER PERFORMANCES**

ZELENIKA	SKORIN	Total	Scoring Skills	Total	KLASNIC	KOLARIC
14	16	30	Serve Attempts	41	26	15
3	1	4	Serve Faults	6	4	2
1		1	Serve Aces	8	8	
			Fastest Serve			
12	21	33	Attack Attempts	36	29	7
6	8	14	Attack Successes	15	8	7
2		2	Block Successes	3		3
		12	Opponent Errors	12		
		29	Total Points	42		
			Dig Successes			

**WEATHER CONDITIONS**

AIR TEMPERATURE:	°C / °F	HUMIDITY:	%
SAND TEMPERATURE:	0°C / 0°F	CONDITIONS:	
WIND DIRECTION:		BAROMETRIC PRESSURE:	0Mb
WIND SPEED:	0km/h / 0mph		

**LEGEND**

-





SAT 16 SEP 2023  
Start Time 12:56 - End Time 13:42  
Match Duration 45min

**Results**  
**P2**

**BENZI/BONIFAZI (ITA) vs AYE/AYE (FRA)**  
**0 2**

Team	Sets	1	2	Total
BENZI/BONIFAZI (ITA)	0	20	13	33
AYE/AYE (FRA)	2	22	21	43
<b>Playing Time</b>		26min	17min	44min

**TEAM AND PLAYER PERFORMANCES**

BENZI	BONIFAZI	Total	Scoring Skills	Total	AYE	AYE
20	15	35	Serve Attempts	41	22	19
	2	2	Serve Faults	3	2	1
			Serve Aces	3	2	1
14	8	22	Attack Successes	32	22	10
	5	5	Block Successes	2		2
		9	Opponent Errors	14		
		33	Total Points	43		

**LEGEND**

-



SAT 16 SEP 2023  
Start Time 10:30 - End Time 11:30  
Match Duration 1h

**Results**  
**P2**

**DAL CORSO/VISCOVICH (ITA) vs PEDROSA/CAMPOS (POR)**  
**1 2**

Team	Sets	1	2	3	Total
DAL CORSO/VISCOVICH (ITA)	1	22	21	13	56
PEDROSA/CAMPOS (POR)	2	24	19	15	58
	Playing Time	20min	21min	17min	58min

**TEAM AND PLAYER PERFORMANCES**

DAL CORSO		VISCOVICH		Total	Scoring Skills	Total	PEDROSA		CAMPOS	
27		30		57	Serve Attempts	57	27		30	
5		1		6	Serve Faults	8	4		4	
					Serve Aces	3	1		2	
					Fastest Serve					
33		44		77	Attack Attempts	82	49		33	
16		17		33	Attack Successes	34	18		16	
12				12	Block Successes	6	6			
				16	Opponent Errors	18				
				56	Total Points	58				
					Dig Successes					

**WEATHER CONDITIONS**

AIR TEMPERATURE:	°C / °F	HUMIDITY:	%
SAND TEMPERATURE:	0°C / 0°F	CONDITIONS:	
WIND DIRECTION:		BAROMETRIC PRESSURE:	0Mb
WIND SPEED:	0km/h / 0mph		

**LEGEND**

-



SAT 16 SEP 2023  
Start Time 10:06 - End Time 10:50  
Match Duration 44min

**Results**  
**P2**

**NTALLAS/CHATZINIKOLAOU (GRE) vs KLASNIC/KOLARIC (SRB)**  
**0 2**

Team	Sets	1	2	Total
NTALLAS/CHATZINIKOLAOU (GRE)	0	19	19	38
KLASNIC/KOLARIC (SRB)	2	21	21	42
<b>Playing Time</b>		23min	20min	43min

**TEAM AND PLAYER PERFORMANCES**

NTALLAS	CHATZINIKOLAOU	Total	Scoring Skills	Total	KLASNIC	KOLARIC
21	18	39	Serve Attempts	41	19	22
2	1	3	Serve Faults	3	1	2
3	2	5	Serve Aces	2	2	
			Fastest Serve			
32	21	53	Attack Attempts	32	27	5
13	12	25	Attack Successes	18	16	2
2		2	Block Successes	3		3
		9	Opponent Errors	19		
		38	Total Points	42		
			Dig Successes			

**WEATHER CONDITIONS**

AIR TEMPERATURE:	°C / °F	HUMIDITY:	%
SAND TEMPERATURE:	0°C / 0°F	CONDITIONS:	
WIND DIRECTION:		BAROMETRIC PRESSURE:	0Mb
WIND SPEED:	0km/h / 0mph		

**LEGEND**

-



SAT 16 SEP 2023  
Start Time 9:19 - End Time 9:59  
Match Duration 39min

**Results**  
**P2**

**TERZOGLOU/KANELLOS (GRE) vs ZELENKA/SKORIN (CRO)**  
**0 2**

Team	Sets	1	2	Total
TERZOGLOU/KANELLOS (GRE)	0	15	19	34
ZELENKA/SKORIN (CRO)	2	21	21	42
	Playing Time	18min	20min	38min

**TEAM AND PLAYER PERFORMANCES**

TERZOGLOU	KANELLOS	Total	Scoring Skills	Total	ZELENKA	SKORIN
20	16	36	Serve Attempts	40	17	23
3	3	6	Serve Faults	2	1	1
4	1	5	Serve Aces	7	3	4
			Fastest Serve			
30	12	42	Attack Attempts	33	20	13
12	8	20	Attack Successes	16	8	8
2		2	Block Successes	4	4	
		9	Opponent Errors	17		
		34	Total Points	42		
			Dig Successes			

**WEATHER CONDITIONS**

AIR TEMPERATURE:	°C / °F	HUMIDITY:	%
SAND TEMPERATURE:	0°C / 0°F	CONDITIONS:	
WIND DIRECTION:		BAROMETRIC PRESSURE:	0Mb
WIND SPEED:	0km/h / 0mph		

**LEGEND**

-



### Entry List By Event

As of TUE 12 SEP 2023 at 15:36

Seed	Team Name	CTRY Code	Name Shirt Number 1	Name Shirt Number 2
	HAMADACHE A./KALLOUCHE M.	ALG	HAMADACHE Ayoub	KALLOUCHE Mohamed-Islem
	BENFETIMA O./DEKKICHE A.	ALG	BENFETIMA Omar	DEKKICHE Ayyoub
	VERDU SANCHEZ G/MAS RODRIGUEZ X.	AND	VERDU SANCHEZ Gerard	MAS RODRIGUEZ Xavier
	ZELENKA H./SKORIN J.	CRO	ZELENKA Hrvoje	SKORIN Jurica
	ZORBIS C./CHRYSOSTOMOU G.	CYP	ZORBIS Charalambos	CHRYSOSTOMOU Georgios
	SAVIDIS A./CHRYSOSTOMOU A.	CYP	SAVIDIS Alexis	CHRYSOSTOMOU Anninos Alexios
	ABDELRAHMAN A./FARAG A.	EGY	ABDELRAHMAN Ahmed Azab	FARAG Ahmed
	AYE Q./AYE C.	FRA	AYE Quincy	AYE Calvin
	ALTWIES T./CHOUIKH BARBEZ	FRA	ALTWIES Tom	CHOUIKH BARBEZ Elouan
	KANELLOS I./TERZOGLU G.	GRE	KANELLOS Iason	TERZOGLU Georgios
	NTALLAS S./CHATZINIKOLAOU D.	GRE	NTALLAS Stavros	CHATZINIKOLAOU Dimitrios
	BENZI D./BONIFAZI C.	ITA	BENZI Davide	BONIFAZI Carlo
	DAL CORSO G./VISOVICH M.	ITA	DAL CORSO Gianluca	VISOVICH Marco
	BAJRAMI E./MALIQI E.	KOS	BAJRAMI Erion	MALIQI Ermal
	MASKALI N./YAKKI M.	MAR	MASKALI Naoufal	YAKKI Mohamed
	ABICHA M./EL AZHARI O.	MAR	ABICHA Mohammed	EL AZHARI Oussama
	FERRY P./FERRY V.	MON	FERRY Pascal	FERRY Vincent
	CAMPOS H./PEDROSA J.	POR	CAMPOS Hugo	PEDROSA Joao
	KOLARIC L./KLASNIC D.	SRB	KOLARIC Lazar	KLASNIC Dorde
	BEN HASSAN S./GABSI H.	TUN	BEN HASSAN Slim	GABSI Hassan
	SAMOUD A./LENGLIZ M.	TUN	SAMOUD Alaeddine	LENGLIZ Mohamed Aziz

**LEGEND**

(c) Captain

**DSQ** Disqualified



## Competition Schedule

As of FRI 15 SEP 2023 at 21:30

Day	Date	Session	Start Time	Phase	Match Teams
1	WED 13 SEP 2023	1	10:00	Women's Qualific. Matches Match 1	1 SIAD/YAKKI (MAR) - CHEIYKHO/HAMZE (LBN)
			10:00	Men's Qualific. Matches Match 2	2 MAS RODRIGUEZ/VERDU SANCHEZ (AND) - HAMADACHE/BENFETIMA
			11:00	Men's Qualific. Matches Match 2	10 BEN HASSAN/GABSI (TUN) - SAVVIDIS/CHRYSOSTOMOU (CYP)
			12:00	Men's Qualific. Matches Match 3	11 ZELENKA/SKORIN (CRO) - SAMOUD/LEGLIZ (TUN)
2	THU 14 SEP 2023	2	13:00	Men's Qualific. Matches Match 4	12 KALLOUCHE/DEKKICHE (ALG) - ABICHA/EL AZHARI (MAR)
			16:00	Men's Qualific. Matches Match 1	9 ABDELRAHMAN/FARAG (EGY) - HAMADACHE/BENFETIMA (ALG)
			9:00	Women's Mod. Pool Play Pool A	1 ALVAREZ MENDOZA/MORENO MATVEEVA (ESP) - SIAD/YAKKI (MAR)
			9:00	Women's Mod. Pool Play Pool A	2 DESCAMPS/SOBEZALZ (FRA) - ELGHOBASHY/ABDELHADY (EGY)
			9:00	Men's Mod. Pool Play Pool A	2 TERZOGLU/KANELLOS (GRE) - FERRY/FERRY (MON)
			9:00	Men's Mod. Pool Play Pool A	1 PEDROSA/CAMPOS (POR) - KALLOUCHE/DEKKICHE (ALG)
			10:00	Women's Mod. Pool Play Pool D	7 TRIANTAFYLIDIS/MATIOU (GRE) - JASHARI/AVDULLAHU (KOS)
			10:00	Women's Mod. Pool Play Pool D	8 VIEIRA/CHAMEREAU (FRA) - KONSTANTOPOULOU/GUSAROVA (CYP)
			10:00	Men's Mod. Pool Play Pool D	7 NTALLAS/CHATZINIKOLAOU (GRE) - MASKALI/YAKKI (MAR)
			10:00	Men's Mod. Pool Play Pool D	8 AYE/AYE (FRA) - MALIQI/BAJRAMI (KOS)
			11:00	Women's Mod. Pool Play Pool B	3 BIANCHIN/SCAMPOLI (ITA) - MITROVIC/SKARIC (SRB)
			11:00	Women's Mod. Pool Play Pool B	4 NYSTROM/GUSAROVA (CYP) - TERZE/RASIC (CRO)
			11:00	Men's Mod. Pool Play Pool B	4 CHOUIKH BARBEZ/ALTWIES (FRA) - ZORBIS/CHRYSOSTOMOU (CYP)
			11:00	Men's Mod. Pool Play Pool B	3 BENZI/BONIFAZI (ITA) - BEN HASSAN/GABSI (TUN)
			12:00	Women's Mod. Pool Play Pool C	5 KOTNIK/LOVSIN (SLO) - PASCHALAKI/ALEXOGLU (GRE)
			12:00	Women's Mod. Pool Play Pool C	6 ORSI TOTH/BIANCHI (ITA) - ISMAIL EL AKKARI/HAMZE (LBN)
			12:00	Men's Mod. Pool Play Pool C	5 DAL CORSO/VISCOVICH (ITA) - ZELENKA/SKORIN (CRO)
			12:00	Men's Mod. Pool Play Pool C	6 KLASNIC/KOLARIC (SRB) - ABDELRAHMAN/FARAG (EGY)
			13:00	Women's Mod. Pool Play Pool A	10 SIAD/YAKKI (MAR) - DESCAMPS/SOBEZALZ (FRA)
			13:00	Women's Mod. Pool Play Pool A	10 ALVAREZ MENDOZA/MORENO MATVEEVA (ESP) -
13:00	Men's Mod. Pool Play Pool A	9 PEDROSA/CAMPOS (POR) - TERZOGLU/KANELLOS (GRE)			
13:00	Men's Mod. Pool Play Pool A	15 KALLOUCHE/DEKKICHE (ALG) - FERRY/FERRY (MON)			
14:00	Women's Mod. Pool Play Pool D	15 TRIANTAFYLIDIS/MATIOU (GRE) - VIEIRA/CHAMEREAU (FRA)			
14:00	Women's Mod. Pool Play Pool D	16 JASHARI/AVDULLAHU (KOS) - KONSTANTOPOULOU/GUSAROVA (CYP)			
14:00	Men's Mod. Pool Play Pool D	15 NTALLAS/CHATZINIKOLAOU (GRE) - AYE/AYE (FRA)			
14:00	Men's Mod. Pool Play Pool D	16 MASKALI/YAKKI (MAR) - MALIQI/BAJRAMI (KOS)			
15:00	Women's Mod. Pool Play Pool B	11 BIANCHIN/SCAMPOLI (ITA) - NYSTROM/GUSAROVA (CYP)			
15:00	Women's Mod. Pool Play Pool B	12 MITROVIC/SKARIC (SRB) - TERZE/RASIC (CRO)			
15:00	Men's Mod. Pool Play Pool B	11 BENZI/BONIFAZI (ITA) - CHOUIKH BARBEZ/ALTWIES (FRA)			
15:00	Men's Mod. Pool Play Pool B	12 BEN HASSAN/GABSI (TUN) - ZORBIS/CHRYSOSTOMOU (CYP)			
16:00	Women's Mod. Pool Play Pool C	13 KOTNIK/LOVSIN (SLO) - ORSI TOTH/BIANCHI (ITA)			
16:00	Women's Mod. Pool Play Pool C	14 PASCHALAKI/ALEXOGLU (GRE) - ISMAIL EL AKKARI/HAMZE (LBN)			
16:00	Men's Mod. Pool Play Pool C	13 DAL CORSO/VISCOVICH (ITA) - KLASNIC/KOLARIC (SRB)			
16:00	Men's Mod. Pool Play Pool C	14 ZELENKA/SKORIN (CRO) - ABDELRAHMAN/FARAG (EGY)			
18:30	Women's 1/8 of Final 1/8 of Final 1	17 MITROVIC/SKARIC (SRB) - TRIANTAFYLIDIS/MATIOU (GRE)			
18:30	Men's 1/8 of Final 1/8 of Final 1	17 MALIQI/BAJRAMI (KOS) - TERZOGLU/KANELLOS (GRE)			
19:30	Women's 1/8 of Final 1/8 of Final 2	18 KONSTANTOPOULOU/GUSAROVA (CYP) - NYSTROM/GUSAROVA			
19:30	Men's 1/8 of Final 1/8 of Final 2	18 KALLOUCHE/DEKKICHE (ALG) - NTALLAS/CHATZINIKOLAOU (GRE)			
20:30	Women's 1/8 of Final 1/8 of Final 3	19 KOTNIK/LOVSIN (SLO) - ELGHOBASHY/ABDELHADY (EGY)			
20:30	Men's 1/8 of Final 1/8 of Final 3	19 CHOUIKH BARBEZ/ALTWIES (FRA) - ZELENKA/SKORIN (CRO)			
21:30	Women's 1/8 of Final 1/8 of Final 4	20 SIAD/YAKKI (MAR) - PASCHALAKI/ALEXOGLU (GRE)			
21:30	Men's 1/8 of Final 1/8 of Final 4	20 KLASNIC/KOLARIC (SRB) - ZORBIS/CHRYSOSTOMOU (CYP)			



## Competition Schedule

As of FRI 15 SEP 2023 at 21:30

Day	Date	Session	Start Time	Phase	Match Teams
3	FRI 15 SEP 2023	3	9:00	Women's 1/4 of Final Match 3	23 VIEIRA/CHAMEREAU (FRA) - PASCHALAKI/ALEXOGLU (GRE)
			9:00	Men's 1/4 of Final 1/4 of Final 3	23 AYE/AYE (FRA) - ZELENKA/SKORIN (CRO)
			10:00	Women's 1/4 of Final 1/4 of Final 1	21 DESCAMPS/SOBEZALZ (FRA) - TRIANTAFYLIDIS/MATIOU (GRE)
			10:00	Men's 1/4 of Final 1/4 of Final 4	24 KLASNIC/KOLARIC (SRB) - PEDROSA/CAMPOS (POR)
			11:00	Women's 1/4 of Final 1/4 of Final 2	22 NYSTROM/GUSAROVA (CYP) - ORSI TOTH/BIANCHI (ITA)
			11:00	Men's 1/4 of Final 1/4 of Final 1	21 BENZI/BONIFAZI (ITA) - TERZOGLOU/KANELLOS (GRE)
			12:00	Women's 1/4 of Final 1/4 of Final 4	24 KOTNIK/LOVSIN (SLO) - BIANCHIN/SCAMPOLI (ITA)
			12:00	Men's 1/4 of Final 1/4 of Final 2	22 NTALLAS/CHATZINIKOLAOU (GRE) - DAL CORSO/VISCOVICH (ITA)
			17:30	Women's Semifinals 5-8 Semi-final 1	25 DESCAMPS/SOBEZALZ (FRA) - NYSTROM/GUSAROVA (CYP)
			17:30	Men's Semifinals 5-8 Semi-final 2	26 ZELENKA/SKORIN (CRO) - KLASNIC/KOLARIC (SRB)
			18:30	Women's Semifinals 5-8 Semi-final 2	26 PASCHALAKI/ALEXOGLU (GRE) - KOTNIK/LOVSIN (SLO)
			18:30	Men's Semifinals 5-8 Semi-final 1	25 TERZOGLOU/KANELLOS (GRE) - NTALLAS/CHATZINIKOLAOU (GRE)
			19:30	Women's Semi-finals Semi-final 1	27 TRIANTAFYLIDIS/MATIOU (GRE) - ORSI TOTH/BIANCHI (ITA)
			19:30	Men's Semi-finals Semi-final 1	27 BENZI/BONIFAZI (ITA) - DAL CORSO/VISCOVICH (ITA)
			20:30	Women's Semi-finals Semi-final 2	28 VIEIRA/CHAMEREAU (FRA) - BIANCHIN/SCAMPOLI (ITA)
			20:30	Men's Semi-finals Semi-final 2	28 AYE/AYE (FRA) - PEDROSA/CAMPOS (POR)
			4	SAT 16 SEP 2023	4
9:20	Women's Final 7th-8th Place	29 NYSTROM/GUSAROVA (CYP) - PASCHALAKI/ALEXOGLU (GRE)			
9:20	Men's Final 7th-8th Place	29 TERZOGLOU/KANELLOS (GRE) - ZELENKA/SKORIN (CRO)			
10:10	Women's Final 5th-6th Place	30 DESCAMPS/SOBEZALZ (FRA) - KOTNIK/LOVSIN (SLO)			
10:10	Men's Final 5th-6th Place	30 NTALLAS/CHATZINIKOLAOU (GRE) - KLASNIC/KOLARIC (SRB)			
10:30	Men's Bronze-medal Match	31 DAL CORSO/VISCOVICH (ITA) - PEDROSA/CAMPOS (POR)			
11:40	Women's Gold-medal Match	32 ORSI TOTH/BIANCHI (ITA) - BIANCHIN/SCAMPOLI (ITA)			
13:00	Men's Gold-medal Match	32 BENZI/BONIFAZI (ITA) - AYE/AYE (FRA)			





## Officials

Function	Name	Organisation	
Technical Delegate	Pier Paolo MURGIONI		
Referee	Hassiba BAKOUR	ALG - Algeria	
	Tota DALIBOR	CRO - Croatia	
	Mohamed GAMAL	EGY - Egypt	
	Juan Antonio PEDROSA LOPEZ	ESP - Spain	
	Isabelle Emeline DUFOUR	FRA - France	
	Kyriaki GEORGAKI	GRE - Greece	
	Christos KOUVELOU	GRE - Greece	
	Eleni LIDORIKIOTI	GRE - Greece	
	Eleni TRAXALAKI	GRE - Greece	
	Bruno FRAPPICINI	ITA - Italy	
	Mustafa VALON	KOS - Kosovo	
	Hassan OUTIDRARINE	MAR - Morocco	
	Michael CHAMY	MON - Monaco	
	Sergio SA PEREIRA	POR - Portugal	
	Rok ZAJEC	SLO - Slovenia	
	Aida HLILA	TUN - Tunisia	
	Gevgios KATSIARAS	GRE - Greece	
	Christina KATERLI	GRE - Greece	
	Stylios GEORGIADIS	GRE - Greece	
	Nikoleta KOUNDOURAKI	GRE - Greece	
	Line Judge	Maria CHARITONIDOU	GRE - Greece
		Danai LONOXYLAKI	GRE - Greece
		Despoina DIMAKOPOULOU	GRE - Greece
		Georgios XYDAKIS	GRE - Greece
		Anastasia PAPADAKI	GRE - Greece
		Georgia PETROPOULOU	GRE - Greece
		Theodora KAPLANI	GRE - Greece
		Christos KOURTETSIS	GRE - Greece
		Eleftheria NIKOLAOU	GRE - Greece
		Dimitra OIKONOMOU	GRE - Greece
Nikolaos TOURKISTAS		GRE - Greece	
Antonios VENTRAS		GRE - Greece	
Evangelos ERVANITIS		GRE - Greece	
Athanasios TOLIOS		GRE - Greece	
Efthymios KALIMERAKIS		GRE - Greece	





# FINSWIMMING

RESULTS  
BOOK

3<sup>rd</sup>

MEDITERRANEAN  
BEACH GAMES



HERAKLION



## Medal Standings

RANK	NOC	NATION	WOMEN				MEN				MIXED				MEDALS				
			G	S	B	TOT	G	S	B	TOT	G	S	B	TOT	G	S	B	TOT	RNK
1	GRE	GREECE	3	2	4	9	4	2	2	8	1	1		2	8	5	6	19	1
2	ITA	ITALY	4	4	1	9	1	2	4	7	1		2	3	6	6	7	19	1
3	EGY	EGYPT	2	1		3	1	1	2	4	1			1	4	2	2	8	3
4	TUR	TURKEY			1	1	1	2		3					1	2	1	4	5
5	CRO	CROATIA		1	1	2	1			1			1	1	1	1	2	4	5
6	TUN	TUNISIA			1	1	1			2					1		2	3	7
7	FRA	FRANCE			1	1		2		2		2		2		4	1	5	4
8	ESP	SPAIN		1		1									1			1	8
<b>TOTAL</b>			9	9	9	27	9	9	9	27	3	3	3	9	21	21	21	63	

## Medallists by Event

MEDAL	SURNAME & NAME	DATE OF BIRTH	NOC	TIME	
-------	----------------	---------------	-----	------	--

### Women 100m Surface Swimming

GOLD	<b>TSIGKOIA Vasileia</b>	23 JUL 1997	<b>GRE</b>	<b>41.09</b>	GR
SILVER	<b>DESTEFANI Giorgia</b>	06 MAY 2006	<b>ITA</b>	<b>41.38</b>	
BRONZE	<b>BASSI Dora</b>	30 JAN 1993	<b>CRO</b>	<b>41.65</b>	

### Women 200m Surface Swimming

GOLD	<b>SEVIGNANI Silvia</b>	18 JUL 1997	<b>ITA</b>	<b>1:32.34</b>	
SILVER	<b>DESTEFANI Giorgia</b>	06 MAY 2006	<b>ITA</b>	<b>1:33.60</b>	
BRONZE	<b>TELIOUSI Ifigeneia</b>	26 MAY 2008	<b>GRE</b>	<b>1:34.19</b>	

### Women 400m Surface Swimming

GOLD	<b>SEVIGNANI Silvia</b>	18 JUL 1997	<b>ITA</b>	<b>3:20.01</b>	GR
SILVER	<b>KARATSIVI Athanasia</b>	22 DEC 2002	<b>GRE</b>	<b>3:22.23</b>	
BRONZE	<b>RAMAZANOGLU Adasu</b>	24 FEB 2007	<b>TUR</b>	<b>3:24.53</b>	

### Women 50m Bi-Fins

GOLD	<b>MAGOGA Viola</b>	22 MAY 2001	<b>ITA</b>	<b>22.30</b>	GR
SILVER	<b>PERAKI Georgia</b>	12 SEP 2006	<b>GRE</b>	<b>22.31</b>	
BRONZE	<b>PANTELOGLOU Lydia</b>	28 DEC 2007	<b>GRE</b>	<b>22.58</b>	

### Women 100m Bi-Fins

GOLD	<b>PERAKI Georgia</b>	12 SEP 2006	<b>GRE</b>	<b>48.83</b>	MR-GR
SILVER	<b>ABOULROUS Login</b>	04 NOV 2007	<b>EGY</b>	<b>49.07</b>	
BRONZE	<b>MAGOGA Viola</b>	22 MAY 2001	<b>ITA</b>	<b>49.39</b>	

### Women 200m Bi-Fins

GOLD	<b>ABOULROUS Login</b>	04 NOV 2007	<b>EGY</b>	<b>1:49.67</b>	GR
SILVER	<b>BELLI Silvia</b>	24 APR 2006	<b>ITA</b>	<b>1:49.81</b>	
BRONZE	<b>KAPERDA Giolanda</b>	12 SEP 2006	<b>GRE</b>	<b>1:50.19</b>	

### Women 50m AP

GOLD	<b>TSIGKOIA Vasileia</b>	23 JUL 1997	<b>GRE</b>	<b>16.89</b>	
SILVER	<b>BASSI Dora</b>	30 JAN 1993	<b>CRO</b>	<b>17.04</b>	
BRONZE	<b>VERGER Anais</b>	24 SEP 2000	<b>FRA</b>	<b>17.41</b>	

### Women 2km Bi-Fins

GOLD	<b>BELLI Silvia</b>	24 APR 2006	<b>ITA</b>	<b>22:37.4</b>
SILVER	<b>FARGAS MEXIA Sonia</b>	13 APR 1998	<b>ESP</b>	<b>23:17.5</b>
BRONZE	<b>BEN AHMED Sarra</b>	13 MAY 2009	<b>TUN</b>	<b>23:18.0</b>

### Women 4km Surface Swimming

GOLD	<b>HASSAN Gamila</b>	18 OCT 2005	<b>EGY</b>	<b>42:48.2</b>
SILVER	<b>ZAGHET Mara</b>	22 SEP 1995	<b>ITA</b>	<b>43:17.3</b>
BRONZE	<b>TSIANOU Sofia Anastasia</b>	15 NOV 2006	<b>GRE</b>	<b>45:35.6</b>

### Men 100m Surface Swimming

GOLD	<b>PANAGIOTIDIS Georgios</b>	28 DEC 2001	<b>GRE</b>	<b>35.48</b>
SILVER	<b>KALTSOUKALAS Georgios</b>	09 APR 2005	<b>GRE</b>	<b>35.98</b>
BRONZE	<b>ABDELRAHMAN Seifeldin</b>	11 SEP 2001	<b>EGY</b>	<b>36.58</b>

### Men 200m Surface Swimming

GOLD	<b>TOPARLAK Derin</b>	12 MAR 1997	<b>TUR</b>	<b>1:24.64</b>
SILVER	<b>ZUGMEYER Colas</b>	11 MAR 2001	<b>FRA</b>	<b>1:24.95</b>
BRONZE	<b>CARONNO Lorenzo</b>	21 JUN 2001	<b>ITA</b>	<b>1:25.29</b>

### Men 400m Surface Swimming

GOLD	<b>KALFIDIS Ilias</b>	10 JUN 2005	<b>GRE</b>	<b>3:05.11</b>
SILVER	<b>TOPARLAK Derin</b>	12 MAR 1997	<b>TUR</b>	<b>3:05.98</b>
BRONZE	<b>CARONNO Lorenzo</b>	21 JUN 2001	<b>ITA</b>	<b>3:07.49</b>

### Men 50m Bi-Fins

GOLD	<b>MARTIN Patrick</b>	17 MAR 2005	<b>ITA</b>	<b>19.44</b>
SILVER	<b>ROMANO Riccardo</b>	28 AUG 1998	<b>ITA</b>	<b>19.52</b>
BRONZE	<b>NEFFATI Youssef</b>	01 AUG 2001	<b>TUN</b>	<b>19.91</b>

### Men 100m Bi-Fins

GOLD	<b>NEFFATI Youssef</b>	01 AUG 2001	<b>TUN</b>	<b>42.52</b>	MR-GR
SILVER	<b>ROMANO Riccardo</b>	28 AUG 1998	<b>ITA</b>	<b>42.65</b>	
BRONZE	<b>MARTIN Patrick</b>	17 MAR 2005	<b>ITA</b>	<b>43.14</b>	

### Men 200m Bi-Fins

GOLD	<b>MARIC Ognjen</b>	04 NOV 2000	<b>CRO</b>	<b>1:36.68</b>
SILVER	<b>CHEDRU Sebastien</b>	05 OCT 1999	<b>FRA</b>	<b>1:36.93</b>
BRONZE	<b>RADWAN Ahmed</b>	08 DEC 2005	<b>EGY</b>	<b>1:38.06</b>

### Men 50m AP

GOLD	<b>PANAGIOTIDIS Georgios</b>	28 DEC 2001	<b>GRE</b>	<b>14.64</b>
SILVER	<b>SAYDAM Omer Faruk</b>	05 OCT 1999	<b>TUR</b>	<b>14.65</b>
BRONZE	<b>KALTSOUKALAS Georgios</b>	09 APR 2005	<b>GRE</b>	<b>14.96</b>

### Men 2km Bi-Fins

GOLD	<b>ELAMRAWY Marwan</b>	14 APR 1995	<b>EGY</b>	<b>20:50.8</b>
SILVER	<b>RADWAN Ahmed</b>	08 DEC 2005	<b>EGY</b>	<b>22:19.4</b>
BRONZE	<b>MANTZAKOS Georgios</b>	04 NOV 2005	<b>GRE</b>	<b>22:27.3</b>

### Men 4km Surface Swimming

GOLD	<b>ARMOUTSIS Marios</b>	21 AUG 2000	<b>GRE</b>	<b>38:43.5</b>
SILVER	<b>KALFIDIS Ilias</b>	10 JUN 2005	<b>GRE</b>	<b>38:44.9</b>
BRONZE	<b>DE CEGLIE Davide</b>	12 MAY 1990	<b>ITA</b>	<b>39:03.9</b>

### Mixed 4 x 100m Surface Swimming

GOLD	<b>GREECE</b>		<b>GRE</b>	<b>2:33.19</b>	MR-GR
	PANAGIOTIDIS Georgios	28 DEC 2001			
	TELIOUSI Ifigeneia	26 MAY 2008			
	KALTSOUKALAS Georgios	09 APR 2005			
	TSIGKOIA Vasileia	23 JUL 1997			
SILVER	<b>FRANCE</b>		<b>FRA</b>	<b>2:35.39</b>	
	ZUGMEYER Colas	11 MAR 2001			
	ROBISSON Oriane	03 JAN 2005			
	MEYER Hugo	04 NOV 1995			
	VERGER Anais	24 SEP 2000			
BRONZE	<b>ITALY</b>		<b>ITA</b>	<b>2:36.14</b>	
	ALICICCO Guglielmo	25 JAN 2001			
	CRIVELLO Valentina	28 JAN 2008			
	FIGINI Stefano	14 JUN 1987			
	DESTEFANI Giorgia	06 MAY 2006			

### Mixed 4 x 50 m Bi-Fins

GOLD	<b>ITALY</b>		<b>ITA</b>	<b>1:21.55</b>	MR-GR
	ROMANO Riccardo	28 AUG 1998			
	DESTEFANI Giorgia	06 MAY 2006			
	MARTIN Patrick	17 MAR 2005			
	MAGOGA Viola	22 MAY 2001			
SILVER	<b>FRANCE</b>		<b>FRA</b>	<b>1:23.17</b>	
	DE ZALDIVAR Theo	27 DEC 2001			
	FATRAS Emilie	23 SEP 2002			
	SALSANO Charles	30 SEP 2003			
	VERGER Anais	24 SEP 2000			

MEDAL	SURNAME & NAME	DATE OF BIRTH	NOC	TIME
BRONZE	<b>CROATIA</b>		<b>CRO</b>	<b>1:23.81</b>
	STRIKINAC Filip	25 JAN 1993		
	BASSI Dora	30 JAN 1993		
	MARIC Ognjen	04 NOV 2000		
	GALIC Gloria	28 DEC 2005		

### Mixed 4 x 2km Surface Swimming

GOLD	<b>EGYPT</b>		<b>EGY</b>	<b>1:19:06.7</b>
	ALI Mahmoud	01 MAY 2003		
	HAGRASS Nada	22 SEP 2005		
	YOUSSEF Ibrahim	21 DEC 2008		
SILVER	<b>GREECE</b>		<b>GRE</b>	<b>1:19:14.8</b>
	ARMOUTSIS Marios	21 AUG 2000		
	KARATSIVI Athanasia	22 DEC 2002		
	KALFIDIS Ilias	10 JUN 2005		
	TSIANOOU Sofia Anastasia	15 NOV 2006		
BRONZE	<b>ITALY</b>		<b>ITA</b>	<b>1:19:59.3</b>
	DE CEGLIE Davide	12 MAY 1990		
	SEVIGNANI Silvia	18 JUL 1997		
	CARONNO Lorenzo	21 JUN 2001		
	ZAGHET Mara	22 SEP 1995		

## Medallists

MEDAL	SURNAME & NAME	DATE OF BIRTH	NOC	TIME
-------	----------------	---------------	-----	------

### Women 50m AP

GOLD	<b>TSIGKOIA Vasileia</b>	23 JUL 1997	<b>GRE</b>	<b>16.89</b>
SILVER	<b>BASSI Dora</b>	30 JAN 1993	<b>CRO</b>	<b>17.04</b>
BRONZE	<b>VERGER Anais</b>	24 SEP 2000	<b>FRA</b>	<b>17.41</b>

## Results

RANK	LANE	SURNAME & NAME	NOC	BORN	R.T.	TIME	GAP	FINA PTS
------	------	----------------	-----	------	------	------	-----	-------------

14 SEP 2023 - 17:30

### Women 50m AP Final

MR	16.09	KTENA Sofia		1986	GRE	Volos (GRE)		06 MAY 2016
GR	16.34	KTENA Sofia		1986	GRE	Pescara (ITA)		01 SEP 2015

1	6	TSIGKOIA Vasileia	GRE	23 JUL 1997				<b>16.89</b>	
2	4	BASSI Dora	CRO	30 JAN 1993				<b>17.04</b>	0.15
3	5	VERGER Anais	FRA	24 SEP 2000				<b>17.41</b>	0.52
4	2	CRIVELLO Valentina	ITA	28 JAN 2008				<b>17.62</b>	0.73
5	7	FOURTON BELLINI Kalliste	FRA	18 JUN 2007				<b>17.78</b>	0.89
6	3	TELIOUSI Ifigeneia	GRE	26 MAY 2008				<b>17.79</b>	0.90
7	8	SEWILAM Salma	EGY	27 MAY 2008				<b>18.00</b>	1.11
8	1	HASSAN Gamila	EGY	18 OCT 2005				<b>18.48</b>	1.59

Issued: 14 SEP 2023 at 17:56



## Medallists

MEDAL SURNAME & NAME DATE OF BIRTH NOC TIME

### Women 50m Bi-Fins

GOLD	<b>MAGOGA Viola</b>	22 MAY 2001	<b>ITA</b>	<b>22.30</b>	GR
SILVER	<b>PERAKI Georgia</b>	12 SEP 2006	<b>GRE</b>	<b>22.31</b>	
BRONZE	<b>PANTELOGLOU Lydia</b>	28 DEC 2007	<b>GRE</b>	<b>22.58</b>	

## Results

RANK	LANE	SURNAME & NAME	NOC	BORN	R.T.	TIME	GAP	FINA PTS
------	------	----------------	-----	------	------	------	-----	-------------

14 SEP 2023 - 9:30

### Women 50m Bi-Fins Heats

MR	22.02	PANTELOGLOU Lydia	2007	GRE	Cairo (EGY)	23 JUN 2023
GR	22.34	MAGOGA Viola	2001	ITA	Patras (GRE)	26 AUG 2019

#### Heat 1 of 2

1	3	PERAKI Georgia	GRE	12 SEP 2006	22.46	
2	6	MAGOGA Viola	ITA	22 MAY 2001	22.83	0.37
3	4	PANTELOGLOU Lydia	GRE	28 DEC 2007	22.87	0.41
4	5	ONAL Ece Imge	TUR	28 JUL 2004	22.95	0.49
5	2	BEN SLAMA Ryhem	TUN	16 JAN 2004	23.94	1.48
6	7	BEN SLAMA Meyssa	TUN	21 FEB 2006	24.50	2.04
7	1	SANSOVINI Camilla	SMR	12 JUN 2002	24.66	2.20

Issued: 14 SEP 2023 at 9:41

#### Heat 2 of 2

1	2	ABOULROUS Login	EGY	04 NOV 2007	22.60	
2	3	GALIC Gloria	CRO	28 DEC 2005	22.99	0.39
3	6	FATRAS Emilie	FRA	23 SEP 2002	23.12	0.52
4	5	ISMAIL Basmala	EGY	10 NOV 2004	23.17	0.57
5	7	BELLI Silvia	ITA	24 APR 2006	23.78	1.18
6	1	GHAZI Lina	ALG	23 SEP 1998	27.66	5.06
7	8	FETISHAJ Ami Melek	ALB	18 JAN 2007	28.82	6.22

NOT CLASSIFIED

4	CHEBARAKA Majda	ALG	17 APR 2000	DNS
---	-----------------	-----	-------------	-----

Issued: 14 SEP 2023 at 9:43

## Results

RANK HEAT LANE SURNAME & NAME NOC BORN R.T. TIME GAP FINA PTS

14 SEP 2023 - 9:30

### Women 50m Bi-Fins Heats

MR	22.02	PANTELOGLOU Lydia	2007	GRE	Cairo (EGY)	23 JUN 2023
GR	22.34	MAGOVA Viola	2001	ITA	Patras (GRE)	26 AUG 2019

RANK	HEAT	LANE	SURNAME & NAME	NOC	BORN	R.T.	TIME	GAP	FINA PTS
1	1	3	PERAKI Georgia	GRE	12 SEP 2006		22.46		
2	2	2	ABOULROUS Login	EGY	04 NOV 2007		22.60	0.14	
3	1	6	MAGOVA Viola	ITA	22 MAY 2001		22.83	0.37	
4	1	4	PANTELOGLOU Lydia	GRE	28 DEC 2007		22.87	0.41	
5	1	5	ONAL Ece Imge	TUR	28 JUL 2004		22.95	0.49	
6	2	3	GALIC Gloria	CRO	28 DEC 2005		22.99	0.53	
7	2	6	FATRAS Emilie	FRA	23 SEP 2002		23.12	0.66	
8	2	5	ISMAIL Basmala	EGY	10 NOV 2004		23.17	0.71	
9	2	7	BELLI Silvia	ITA	24 APR 2006		23.78	1.32	
10	1	2	BEN SLAMA Ryhem	TUN	16 JAN 2004		23.94	1.48	
11	1	7	BEN SLAMA Meyssa	TUN	21 FEB 2006		24.50	2.04	
12	1	1	SANSOVINI Camilla	SMR	12 JUN 2002		24.66	2.20	
13	2	1	GHAZI Lina	ALG	23 SEP 1998		27.66	5.20	
14	2	8	FETISHAJ Ami Melek	ALB	18 JAN 2007		28.82	6.36	

NOT CLASSIFIED

2	4	CHEBARAKA Majda	ALG	17 APR 2000			DNS		
---	---	-----------------	-----	-------------	--	--	-----	--	--

Issued: 14 SEP 2023 at 9:44

## Results

RANK	LANE	SURNAME & NAME	NOC	BORN	R.T.	TIME	GAP	FINA PTS
------	------	----------------	-----	------	------	------	-----	-------------

14 SEP 2023 - 17:40

### Women 50m Bi-Fins Final

MR	22.02	PANTELOGLOU Lydia	2007	GRE	Cairo (EGY)	23 JUN 2023
GR	22.34	MAGOGA Viola	2001	ITA	Patras (GRE)	26 AUG 2019

### Final

RANK	LANE	SURNAME & NAME	NOC	BORN	TIME	GAP	FINA PTS
1	3	MAGOGA Viola	ITA	22 MAY 2001	22.30		GR
2	4	PERAKI Georgia	GRE	12 SEP 2006	22.31	0.01	
3	6	PANTELOGLOU Lydia	GRE	28 DEC 2007	22.58	0.28	
4	5	ABOULROUS Login	EGY	04 NOV 2007	22.84	0.54	
5	7	GALIC Gloria	CRO	28 DEC 2005	22.92	0.62	
6	1	FATRAS Emilie	FRA	23 SEP 2002	23.03	0.73	
7	2	ONAL Ece Imge	TUR	28 JUL 2004	23.09	0.79	
8	8	ISMAL Basmala	EGY	10 NOV 2004	23.41	1.11	

Issued: 14 SEP 2023 at 18:02

## Medallists

MEDAL SURNAME & NAME DATE OF BIRTH NOC TIME

### Women 100m Bi-Fins

GOLD	<b>PERAKI Georgia</b>	12 SEP 2006	<b>GRE</b>	<b>48.83</b>	MR-GR
SILVER	<b>ABOULROUS Login</b>	04 NOV 2007	<b>EGY</b>	<b>49.07</b>	
BRONZE	<b>MAGOVA Viola</b>	22 MAY 2001	<b>ITA</b>	<b>49.39</b>	

## Results

RANK	LANE	SURNAME & NAME	NOC	BORN	R.T.	50m	TIME	GAP	FINA PTS
------	------	----------------	-----	------	------	-----	------	-----	-------------

15 SEP 2023 - 10:00

### Women 100m Bi-Fins Heats

MR	49.18	MAMMI Elisa		1988	ITA	Kazan (RUS)		27 JUL 2010
GR	49.73	MAGOVA Viola		2001	ITA	Patras (GRE)		27 AUG 2019

#### Heat 1 of 2

1	3	MAGOVA Viola	ITA	22 MAY 2001	24.85	<b>50.83</b> 25.98	
2	4	KAPERDA Giolanda	GRE	12 SEP 2006	24.52	<b>50.92</b> 26.40	0.09
3	5	BELLI Silvia	ITA	24 APR 2006	24.83	<b>51.19</b> 26.36	0.36
4	6	ONAL Ece Imge	TUR	28 JUL 2004	24.88	<b>51.71</b> 26.83	0.88
5	2	ISMAIL Basmala	EGY	10 NOV 2004	23.94	<b>51.72</b> 27.78	0.89
6	1	FARGAS MEXIA Sonia	ESP	13 APR 1998	25.71	<b>53.20</b> 27.49	2.37
7	7	BEN SLAMA Meyssa	TUN	21 FEB 2006	25.40	<b>53.34</b> 27.94	2.51
8	8	GHAZI Lina	ALG	23 SEP 1998	28.95	<b>1:00.74</b> 31.79	9.91

Issued: 15 SEP 2023 at 10:06

#### Heat 2 of 2

1	6	ABOULROUS Login	EGY	04 NOV 2007	23.92	<b>49.52</b> 25.60		GR
2	5	PERAKI Georgia	GRE	12 SEP 2006	23.66	<b>49.98</b> 26.32	0.46	
3	2	FATRAS Emilie	FRA	23 SEP 2002	24.23	<b>50.69</b> 26.46	1.17	
4	4	GALIC Gloria	CRO	28 DEC 2005	24.45	<b>50.91</b> 26.46	1.39	
5	3	LEFEBVRE Louise	FRA	22 FEB 2003	24.90	<b>51.29</b> 26.39	1.77	
6	7	BEN SLAMA Ryhem	TUN	16 JAN 2004	24.87	<b>51.83</b> 26.96	2.31	
7	8	SANSOVINI Camilla	SMR	12 JUN 2002	25.78	<b>53.94</b> 28.16	4.42	
8	1	CHATER Sarra	ALG	29 JAN 2003	28.37	<b>58.66</b> 30.29	9.14	

Issued: 15 SEP 2023 at 10:10

## Results

RANK HEAT LANE SURNAME & NAME NOC BORN R.T. 50m TIME GAP FINA PTS

15 SEP 2023 - 10:00

### Women 100m Bi-Fins Heats

MR	GR	49.18	MAMMI Elisa	1988	ITA	Kazan (RUS)	27 JUL 2010	
GR	49.73	MAGOVA Viola	2001	ITA	Patras (GRE)	27 AUG 2019		
1	2	6	ABOULROUS Login	EGY	04 NOV 2007	23.92	<b>49.52</b> 25.60	GR
2	2	5	PERAKI Georgia	GRE	12 SEP 2006	23.66	<b>49.98</b> 26.32	0.46
3	2	2	FATRAS Emilie	FRA	23 SEP 2002	24.23	<b>50.69</b> 26.46	1.17
4	1	3	MAGOVA Viola	ITA	22 MAY 2001	24.85	<b>50.83</b> 25.98	1.31
5	2	4	GALIC Gloria	CRO	28 DEC 2005	24.45	<b>50.91</b> 26.46	1.39
6	1	4	KAPERDA Giolanda	GRE	12 SEP 2006	24.52	<b>50.92</b> 26.40	1.40
7	1	5	BELLI Silvia	ITA	24 APR 2006	24.83	<b>51.19</b> 26.36	1.67
8	2	3	LEFEBVRE Louise	FRA	22 FEB 2003	24.90	<b>51.29</b> 26.39	1.77
9	1	6	ONAL Ece Imge	TUR	28 JUL 2004	24.88	<b>51.71</b> 26.83	2.19
10	1	2	ISMAIL Basmala	EGY	10 NOV 2004	23.94	<b>51.72</b> 27.78	2.20
11	2	7	BEN SLAMA Ryhem	TUN	16 JAN 2004	24.87	<b>51.83</b> 26.96	2.31
12	1	1	FARGAS MEXIA Sonia	ESP	13 APR 1998	25.71	<b>53.20</b> 27.49	3.68
13	1	7	BEN SLAMA Meyssa	TUN	21 FEB 2006	25.40	<b>53.34</b> 27.94	3.82
14	2	8	SANSOVINI Camilla	SMR	12 JUN 2002	25.78	<b>53.94</b> 28.16	4.42
15	2	1	CHATER Sarra	ALG	29 JAN 2003	28.37	<b>58.66</b> 30.29	9.14
16	1	8	GHAZI Lina	ALG	23 SEP 1998	28.95	<b>1:00.74</b> 31.79	11.22

Issued: 15 SEP 2023 at 10:10

## Results

RANK LANE SURNAME & NAME NOC BORN R.T. 50m TIME GAP FINA PTS

15 SEP 2023 - 18:00

### Women 100m Bi-Fins Final

MR	49.18	MAMMI Elisa	1988	ITA	Kazan (RUS)	27 JUL 2010
GR	49.52	*ABOULROUS Login	2007	EGY	Heraklion (GRE)	15 SEP 2023

### Final

1	5	PERAKI Georgia	GRE	12 SEP 2006	23.27	<b>48.83</b>		MR-GR
						25.56		
2	4	ABOULROUS Login	EGY	04 NOV 2007	23.72	<b>49.07</b>	0.24	
						25.35		
3	6	MAGOGA Viola	ITA	22 MAY 2001	23.23	<b>49.39</b>	0.56	
						26.16		
4	2	GALIC Gloria	CRO	28 DEC 2005	23.72	<b>49.80</b>	0.97	
						26.08		
5	7	KAPERDA Giolanda	GRE	12 SEP 2006	23.93	<b>49.99</b>	1.16	
						26.06		
6	3	FATRAS Emilie	FRA	23 SEP 2002	23.99	<b>50.79</b>	1.96	
						26.80		
7	1	BELLI Silvia	ITA	24 APR 2006	24.42	<b>50.81</b>	1.98	
						26.39		
8	8	LEFEBVRE Louise	FRA	22 FEB 2003	24.81	<b>51.48</b>	2.65	
						26.67		

Issued: 15 SEP 2023 at 18:12



## Medallists

MEDAL SURNAME & NAME DATE OF BIRTH NOC TIME

### Women 200m Bi-Fins

GOLD	<b>ABOULROUS Login</b>	04 NOV 2007	<b>EGY</b>	<b>1:49.67</b>	GR
SILVER	<b>BELLI Silvia</b>	24 APR 2006	<b>ITA</b>	<b>1:49.81</b>	
BRONZE	<b>KAPERDA Giolanda</b>	12 SEP 2006	<b>GRE</b>	<b>1:50.19</b>	

## Results

RANK	LANE	SURNAME & NAME	NOC	BORN	R.T.	50m	100m	150m	TIME	GAP	FINA PTS
------	------	----------------	-----	------	------	-----	------	------	------	-----	-------------

14 SEP 2023 - 10:10

### Women 200m Bi-Fins Heats

MR	1:48.05	MAMMI Elisa			1988	ITA	Lignano Sabbiadoro (ITA)				16 AUG 2012
GR	1:50.63	MAMMI Elisa			1988	ITA	Patras (GRE)				26 AUG 2019

#### Heat 1 of 2

1	5	ABOULROUS Login	EGY	04 NOV 2007	25.13	53.21 28.08	1:22.68 29.47	<b>1:51.15</b> 28.47	
2	4	LEFEBVRE Louise	FRA	22 FEB 2003	25.52	53.69 28.17	1:23.02 29.33	<b>1:51.84</b> 28.82	0.69
3	3	FARGAS MEXIA Sonia	ESP	13 APR 1998	26.57	54.81 28.24	1:24.03 29.22	<b>1:53.49</b> 29.46	2.34
4	2	ONAL Ece Imge	TUR	28 JUL 2004	27.08	57.14 30.06	1:28.97 31.83	<b>2:01.16</b> 32.19	10.01
5	6	MAGOGA Viola	ITA	22 MAY 2001	28.43	1:00.39 31.96	1:33.22 32.83	<b>2:05.72</b> 32.50	14.57

NOT CLASSIFIED

7		CHEBARAKA Majda	ALG	17 APR 2000				<b>DNS</b>	
---	--	-----------------	-----	-------------	--	--	--	------------	--

Issued: 14 SEP 2023 at 10:18

#### Heat 2 of 2

1	5	KAPERDA Giolanda	GRE	12 SEP 2006	25.76	53.61 27.85	1:22.22 28.61	<b>1:50.99</b> 28.77	
2	6	ROBISSON Oriane	FRA	03 JAN 2005	26.33	54.37 28.04	1:23.30 28.93	<b>1:53.57</b> 30.27	2.58
3	2	ISMAIL Basmala	EGY	10 NOV 2004	26.29	55.24 28.95	1:24.90 29.66	<b>1:53.90</b> 29.00	2.91
4	4	BELLI Silvia	ITA	24 APR 2006	25.89	54.12 28.23	1:23.56 29.44	<b>1:53.94</b> 30.38	2.95
5	7	BEN AHMED Sarra	TUN	13 MAY 2009	26.61	55.89 29.28	1:25.92 30.03	<b>1:55.03</b> 29.11	4.04
6	3	BEN SLAMA Meyssa	TUN	21 FEB 2006	25.87	53.61 27.74	1:23.43 29.82	<b>1:56.74</b> 33.31	5.75
7	1	CHATER Sarra	ALG	29 JAN 2003	28.97	1:00.49 31.52	1:33.82 33.33	<b>2:07.74</b> 33.92	16.75

Issued: 14 SEP 2023 at 10:23

## Results

RANK HEAT LANE SURNAME & NAME NOC BORN R.T. 50m 100m 150m TIME GAP FINA PTS

14 SEP 2023 - 10:10

### Women 200m Bi-Fins Heats

MR	GR	1:48.05	MAMMI Elisa	1988	ITA	Lignano Sabbiadoro (ITA)	16 AUG 2012			
GR	1:50.63	MAMMI Elisa	1988	ITA	Patras (GRE)	26 AUG 2019				
1	2	5	<b>KAPERDA Giolanda</b>	GRE	12 SEP 2006	25.76	53.61 27.85	1:22.22 28.61	<b>1:50.99</b>	
2	1	5	<b>ABOULROUS Login</b>	EGY	04 NOV 2007	25.13	53.21 28.08	1:22.68 29.47	<b>1:51.15</b>	0.16
3	1	4	<b>LEFEBVRE Louise</b>	FRA	22 FEB 2003	25.52	53.69 28.17	1:23.02 29.33	<b>1:51.84</b>	0.85
4	1	3	<b>FARGAS MEXIA Sonia</b>	ESP	13 APR 1998	26.57	54.81 28.24	1:24.03 29.22	<b>1:53.49</b>	2.50
5	2	6	<b>ROBISSON Oriane</b>	FRA	03 JAN 2005	26.33	54.37 28.04	1:23.30 28.93	<b>1:53.57</b>	2.58
6	2	2	<b>ISMAIL Basmala</b>	EGY	10 NOV 2004	26.29	55.24 28.95	1:24.90 29.66	<b>1:53.90</b>	2.91
7	2	4	<b>BELLI Silvia</b>	ITA	24 APR 2006	25.89	54.12 28.23	1:23.56 29.44	<b>1:53.94</b>	2.95
8	2	7	<b>BEN AHMED Sarra</b>	TUN	13 MAY 2009	26.61	55.89 29.28	1:25.92 30.03	<b>1:55.03</b>	4.04
9	2	3	<b>BEN SLAMA Meyssa</b>	TUN	21 FEB 2006	25.87	53.61 27.74	1:23.43 29.82	<b>1:56.74</b>	5.75
10	1	2	<b>ONAL Ece Imge</b>	TUR	28 JUL 2004	27.08	57.14 30.06	1:28.97 31.83	<b>2:01.16</b>	10.17
11	1	6	<b>MAGOVA Viola</b>	ITA	22 MAY 2001	28.43	1:00.39 31.96	1:33.22 32.83	<b>2:05.72</b>	14.73
12	2	1	<b>CHATER Sarra</b>	ALG	29 JAN 2003	28.97	1:00.49 31.52	1:33.82 33.33	<b>2:07.74</b>	16.75

NOT CLASSIFIED

1 7 **CHEBARAKA Majda** ALG 17 APR 2000 **DNS**

Issued: 14 SEP 2023 at 10:24

## Results

RANK	LANE	SURNAME & NAME	NOC	BORN	R.T.	50m	100m	150m	TIME	GAP	FINA PTS
------	------	----------------	-----	------	------	-----	------	------	------	-----	-------------

14 SEP 2023 - 18:20

### Women 200m Bi-Fins Final

MR	1:48.05	MAMMI Elisa			1988	ITA	Lignano Sabbiadoro (ITA)				16 AUG 2012
GR	1:50.63	MAMMI Elisa			1988	ITA	Patras (GRE)				26 AUG 2019

### Final

1	5	<b>ABOULROUS Login</b>	EGY	04 NOV 2007	25.02	52.75 27.73	1:21.60 28.85	<b>1:49.67</b> 28.07			GR
2	7	<b>BELLI Silvia</b>	ITA	24 APR 2006	25.50	52.95 27.45	1:21.77 28.82	<b>1:49.81</b> 28.04	0.14		
3	4	<b>KAPERDA Giolanda</b>	GRE	12 SEP 2006	25.27	53.16 27.89	1:21.30 28.14	<b>1:50.19</b> 28.89	0.52		
4	3	<b>LEFEBVRE Louise</b>	FRA	22 FEB 2003	25.70	53.69 27.99	1:22.79 29.10	<b>1:51.13</b> 28.34	1.46		
5	6	<b>FARGAS MEXIA Sonia</b>	ESP	13 APR 1998	25.67	53.27 27.60	1:22.45 29.18	<b>1:52.88</b> 30.43	3.21		
6	8	<b>BEN SLAMA Meyssa</b>	TUN	21 FEB 2006	26.23	54.41 28.18	1:23.63 29.22	<b>1:53.88</b> 30.25	4.21		
7	1	<b>BEN AHMED Sarra</b>	TUN	13 MAY 2009	26.17	55.09 28.92	1:25.19 30.10	<b>1:54.14</b> 28.95	4.47		
8	2	<b>ISMAIL Basmala</b>	EGY	10 NOV 2004	25.60	54.83 29.23	1:26.11 31.28	<b>1:58.19</b> 32.08	8.52		

Issued: 14 SEP 2023 at 18:57

## Medallists

MEDAL	SURNAME & NAME	DATE OF BIRTH	NOC	TIME
-------	----------------	---------------	-----	------

### Women 2km Bi-Fins

GOLD	<b>BELLI Silvia</b>	24 APR 2006	<b>ITA</b>	<b>22:37.4</b>
SILVER	<b>FARGAS MEXIA Sonia</b>	13 APR 1998	<b>ESP</b>	<b>23:17.5</b>
BRONZE	<b>BEN AHMED Sarra</b>	13 MAY 2009	<b>TUN</b>	<b>23:18.0</b>

## Results

RANK	LANE	SURNAME & NAME	NOC	BORN	R.T.	1000m	TIME	GAP	FINA PTS
<b>Women 2km Bi-Fins Final</b>									
16 SEP 2023 - 9:45									
1	66	BELLI Silvia	ITA	24 APR 2006		11:15.3	<b>22:37.4</b> 11:22.1		
2	73	FARGAS MEXIA Sonia	ESP	13 APR 1998		11:36.2	<b>23:17.5</b> 11:41.3	40.0	
3	76	BEN AHMED Sarra	TUN	13 MAY 2009		11:42.2	<b>23:18.0</b> 11:35.8	40.6	
4	63	ABOULROUS Login	EGY	04 NOV 2007		11:34.9	<b>23:18.5</b> 11:43.6	41.0	
5	72	LEFEBVRE Louise	FRA	22 FEB 2003		11:36.1	<b>23:18.8</b> 11:42.7	41.3	
6	70	BEN SLAMA Ryhem	TUN	16 JAN 2004		11:42.6	<b>23:26.4</b> 11:43.8	48.9	
7	62	ISMAIL Basmala	EGY	10 NOV 2004		11:46.3	<b>23:35.7</b> 11:49.4	58.3	
8	61	ROBISSON Oriane	FRA	03 JAN 2005		11:49.4	<b>23:46.8</b> 11:57.4	1:09.4	
9	75	KAPERDA Giolanda	GRE	12 SEP 2006		11:53.8	<b>24:02.1</b> 12:08.3	1:24.7	
10	68	PERAKI Georgia	GRE	12 SEP 2006		12:37.2	<b>25:28.0</b> 12:50.8	2:50.5	
11	69	PANTELOGLOU Lydia	GRE	28 DEC 2007		12:54.2	<b>25:49.9</b> 12:55.7	3:12.4	
12	74	CHATER Sarra	ALG	29 JAN 2003		12:52.9	<b>25:56.1</b> 13:03.2	3:18.7	
13	65	ONAL Ece Imge	TUR	28 JUL 2004		13:55.1	<b>28:47.2</b> 14:52.1	6:09.8	
14	64	FATRAS Emilie	FRA	23 SEP 2002		14:08.4	<b>29:45.8</b> 15:37.4	7:08.4	
NOT CLASSIFIED									
	71	BEN SLAMA Meyssa <i>Crossed the cone line</i>	TUN	21 FEB 2006			<b>DSQ</b>		
	67	CHEBARAKA Majda	ALG	17 APR 2000			<b>DNS</b>		

Issued: 16 SEP 2023 at 10:29

## Medallists

MEDAL	SURNAME & NAME	DATE OF BIRTH	NOC	TIME
-------	----------------	---------------	-----	------

### Women 100m Surface Swimming

GOLD	<b>TSIGKOIA Vasileia</b>	23 JUL 1997	<b>GRE</b>	<b>41.09</b>	GR
SILVER	<b>DESTEFANI Giorgia</b>	06 MAY 2006	<b>ITA</b>	<b>41.38</b>	
BRONZE	<b>BASSI Dora</b>	30 JAN 1993	<b>CRO</b>	<b>41.65</b>	

## Results

RANK	LANE	SURNAME & NAME	NOC	BORN	R.T.	50m	TIME	GAP	FINA PTS
------	------	----------------	-----	------	------	-----	------	-----	-------------

15 SEP 2023 - 9:50

### Women 100m Surface Swimming Heats

MR	39.67	BRUNI Giulia	2008	ITA	Cairo (EGY)	21 JUN 2023
GR	41.17	DELIGIANNI Eirini	1992	GRE	Patras (GRE)	27 AUG 2019

#### Heat 1 of 2

1	6	HASSAN Gamila	EGY	18 OCT 2005	20.63	<b>41.94</b> 21.31	
2	4	VERGER Anais	FRA	24 SEP 2000	20.09	<b>41.95</b> 21.86	0.01
3	5	DESTEFANI Giorgia	ITA	06 MAY 2006	20.74	<b>42.48</b> 21.74	0.54
4	3	TELIOUSI Ifigeneia	GRE	26 MAY 2008	20.16	<b>42.63</b> 22.47	0.69
5	2	RAMAZANOGLU Adasu	TUR	24 FEB 2007	23.09	<b>47.95</b> 24.86	6.01

Issued: 15 SEP 2023 at 9:57

#### Heat 2 of 2

1	4	BASSI Dora	CRO	30 JAN 1993	20.60	<b>42.57</b> 21.97	
2	5	TSIGKOIA Vasileia	GRE	23 JUL 1997	20.10	<b>42.65</b> 22.55	0.08
3	6	CRIVELLO Valentina	ITA	28 JAN 2008	20.74	<b>42.86</b> 22.12	0.29
4	3	GERARD Pauline	FRA	28 JUL 1998	20.74	<b>43.36</b> 22.62	0.79
5	2	MOHAMED Mennatalla	EGY	07 SEP 2008	21.24	<b>43.77</b> 22.53	1.20

Issued: 15 SEP 2023 at 10:01



## Results

RANK	HEAT	LANE	SURNAME & NAME	NOC	BORN	R.T.	50m	TIME	GAP	FINA PTS
------	------	------	----------------	-----	------	------	-----	------	-----	-------------

15 SEP 2023 - 9:50

### Women 100m Surface Swimming Heats

MR	GR	39.67	BRUNI Giulia	2008	ITA	Cairo (EGY)	21 JUN 2023	
GR	41.17	DELIGIANNI Eirini	1992	GRE	Patras (GRE)	27 AUG 2019		
1	1	6	HASSAN Gamila	EGY	18 OCT 2005	20.63	<b>41.94</b> 21.31	
2	1	4	VERGER Anais	FRA	24 SEP 2000	20.09	<b>41.95</b> 21.86	0.01
3	1	5	DESTEFANI Giorgia	ITA	06 MAY 2006	20.74	<b>42.48</b> 21.74	0.54
4	2	4	BASSI Dora	CRO	30 JAN 1993	20.60	<b>42.57</b> 21.97	0.63
5	1	3	TELIOUSI Ifigeneia	GRE	26 MAY 2008	20.16	<b>42.63</b> 22.47	0.69
6	2	5	TSIGKOIA Vasileia	GRE	23 JUL 1997	20.10	<b>42.65</b> 22.55	0.71
7	2	6	CRIVELLO Valentina	ITA	28 JAN 2008	20.74	<b>42.86</b> 22.12	0.92
8	2	3	GERARD Pauline	FRA	28 JUL 1998	20.74	<b>43.36</b> 22.62	1.42
9	2	2	MOHAMED Mennatalla	EGY	07 SEP 2008	21.24	<b>43.77</b> 22.53	1.83
10	1	2	RAMAZANOGLU Adasu	TUR	24 FEB 2007	23.09	<b>47.95</b> 24.86	6.01

Issued: 15 SEP 2023 at 10:02

## Results

RANK LANE SURNAME & NAME NOC BORN R.T. 50m TIME GAP FINA PTS

15 SEP 2023 - 17:50

### Women 100m Surface Swimming Final

MR	39.67	BRUNI Giulia	2008	ITA	Cairo (EGY)	21 JUN 2023
GR	41.17	DELIGIANNI Eirini	1992	GRE	Patras (GRE)	27 AUG 2019

### Final

RANK	LANE	SURNAME & NAME	NOC	BORN	R.T.	50m	TIME	GAP	FINA PTS
1	7	TSIGKOIA Vasileia	GRE	23 JUL 1997		19.53	<b>41.09</b> 21.56		GR
2	3	DESTEFANI Giorgia	ITA	06 MAY 2006		19.97	<b>41.38</b> 21.41	0.29	
3	6	BASSI Dora	CRO	30 JAN 1993		20.11	<b>41.65</b> 21.54	0.56	
4	4	HASSAN Gamila	EGY	18 OCT 2005		20.34	<b>41.69</b> 21.35	0.60	
5	2	TELIOUSI Ifigeneia	GRE	26 MAY 2008		19.77	<b>41.72</b> 21.95	0.63	
6	1	CRIVELLO Valentina	ITA	28 JAN 2008		20.34	<b>42.46</b> 22.12	1.37	
7	5	VERGER Anais	FRA	24 SEP 2000		20.13	<b>42.52</b> 22.39	1.43	
8	8	GERARD Pauline	FRA	28 JUL 1998		20.44	<b>42.85</b> 22.41	1.76	

Issued: 15 SEP 2023 at 17:58

## Medallists

MEDAL	SURNAME & NAME	DATE OF BIRTH	NOC	TIME
-------	----------------	---------------	-----	------

### Women 200m Surface Swimming

GOLD	<b>SEVIGNANI Silvia</b>	18 JUL 1997	ITA	1:32.34
SILVER	<b>DESTEFANI Giorgia</b>	06 MAY 2006	ITA	1:33.60
BRONZE	<b>TELIOUSI Ifigeneia</b>	26 MAY 2008	GRE	1:34.19

## Results

RANK	LANE	SURNAME & NAME	NOC	BORN	R.T.	50m	100m	150m	TIME	GAP	FINA PTS
------	------	----------------	-----	------	------	-----	------	------	------	-----	-------------

14 SEP 2023 - 10:00

### Women 200m Surface Swimming Heats

MR	1:31.43	PANAGIOTIDOU Ioanna		1999	GRE	Volos (GRE)					06 MAY 2016
GR	1:32.12	HEITZ Camille		1986	FRA	Pescara (ITA)					01 SEP 2015

#### Heat 1 of 2

1	4	VERGER Anais	FRA	24 SEP 2000		21.95	45.31 23.36	1:09.70 24.39	<b>1:34.88</b>		
2	3	SEVIGNANI Silvia	ITA	18 JUL 1997		22.42	46.10 23.68	1:10.63 24.53	<b>1:34.96</b>	0.08	
3	6	HASSAN Gamila	EGY	18 OCT 2005		22.36	46.83 24.47	1:11.73 24.90	<b>1:35.32</b>	0.44	
4	2	RAMAZANOGLU Adasu	TUR	24 FEB 2007		22.68	46.92 24.24	1:11.94 25.02	<b>1:36.24</b>	1.36	
5	5	LACUNZA ELIZALDE Irati	ESP	10 JUN 1996		22.56	46.73 24.17	1:11.75 25.02	<b>1:37.63</b>	2.75	

Issued: 14 SEP 2023 at 10:08

#### Heat 2 of 2

1	3	DESTEFANI Giorgia	ITA	06 MAY 2006		22.35	45.73 23.38	1:10.39 24.66	<b>1:34.49</b>		
2	4	TELIOUSI Ifigeneia	GRE	26 MAY 2008		22.08	46.32 24.24	1:10.31 23.99	<b>1:34.77</b>	0.28	
3	6	KARATSIVI Athanasia	GRE	22 DEC 2002		23.21	46.71 23.50	1:11.23 24.52	<b>1:35.80</b>	1.31	
4	2	HAGRASS Nada	EGY	22 SEP 2005		22.85	46.70 23.85	1:11.27 24.57	<b>1:36.00</b>	1.51	
5	5	GERARD Pauline	FRA	28 JUL 1998		22.85	46.99 24.14	1:12.03 25.04	<b>1:37.42</b>	2.93	
6	7	TURKI Alya	TUN	06 FEB 2007		23.78	50.22 26.44	1:19.03 28.81	<b>1:48.00</b>	13.51	

Issued: 14 SEP 2023 at 10:13

## Results

RANK	HEAT	LANE	SURNAME & NAME	NOC	BORN	R.T.	50m	100m	150m	TIME	GAP	FINA PTS
------	------	------	----------------	-----	------	------	-----	------	------	------	-----	-------------

14 SEP 2023 - 10:00

### Women 200m Surface Swimming Heats

MR	GR	1:31.43	1:32.12	PANAGIOTIDOU Ioanna	HEITZ Camille	1999	1986	GRE	FRA	Volos (GRE)	Pescara (ITA)	06 MAY 2016	01 SEP 2015
1	2	3	<b>DESTEFANI Giorgia</b>	ITA	06 MAY 2006	22.35	45.73	1:10.39	<b>1:34.49</b>				
							23.38	24.66		24.10			
2	2	4	<b>TELIOUSI Ifigeneia</b>	GRE	26 MAY 2008	22.08	46.32	1:10.31	<b>1:34.77</b>	0.28			
							24.24	23.99		24.46			
3	1	4	<b>VERGER Anais</b>	FRA	24 SEP 2000	21.95	45.31	1:09.70	<b>1:34.88</b>	0.39			
							23.36	24.39		25.18			
4	1	3	<b>SEVIGNANI Silvia</b>	ITA	18 JUL 1997	22.42	46.10	1:10.63	<b>1:34.96</b>	0.47			
							23.68	24.53		24.33			
5	1	6	<b>HASSAN Gamila</b>	EGY	18 OCT 2005	22.36	46.83	1:11.73	<b>1:35.32</b>	0.83			
							24.47	24.90		23.59			
6	2	6	<b>KARATSIVI Athanasia</b>	GRE	22 DEC 2002	23.21	46.71	1:11.23	<b>1:35.80</b>	1.31			
							23.50	24.52		24.57			
7	2	2	<b>HAGRASS Nada</b>	EGY	22 SEP 2005	22.85	46.70	1:11.27	<b>1:36.00</b>	1.51			
							23.85	24.57		24.73			
8	1	2	<b>RAMAZANOGLU Adasu</b>	TUR	24 FEB 2007	22.68	46.92	1:11.94	<b>1:36.24</b>	1.75			
							24.24	25.02		24.30			
9	2	5	<b>GERARD Pauline</b>	FRA	28 JUL 1998	22.85	46.99	1:12.03	<b>1:37.42</b>	2.93			
							24.14	25.04		25.39			
10	1	5	<b>LACUNZA ELIZALDE Irati</b>	ESP	10 JUN 1996	22.56	46.73	1:11.75	<b>1:37.63</b>	3.14			
							24.17	25.02		25.88			
11	2	7	<b>TURKI Alya</b>	TUN	06 FEB 2007	23.78	50.22	1:19.03	<b>1:48.00</b>	13.51			
							26.44	28.81		28.97			

Issued: 14 SEP 2023 at 10:13

## Results

RANK	LANE	SURNAME & NAME	NOC	BORN	R.T.	50m	100m	150m	TIME	GAP	FINA PTS
------	------	----------------	-----	------	------	-----	------	------	------	-----	-------------

14 SEP 2023 - 18:10

## Women 200m Surface Swimming Final

MR	1:31.43	PANAGIOTIDOU Ioanna	1999	GRE	Volos (GRE)	06 MAY 2016
GR	1:32.12	HEITZ Camille	1986	FRA	Pescara (ITA)	01 SEP 2015

### Final

1	6	SEVIGNANI Silvia	ITA	18 JUL 1997	22.11	45.14 23.03	1:08.49 23.35	<b>1:32.34</b> 23.85	
2	4	DESTEFANI Giorgia	ITA	06 MAY 2006	22.24	44.91 22.67	1:09.34 24.43	<b>1:33.60</b> 24.26	1.26
3	5	TELIOUSI Ifigeneia	GRE	26 MAY 2008	21.85	45.38 23.53	1:09.05 23.67	<b>1:34.19</b> 25.14	1.85
4	3	VERGER Anais	FRA	24 SEP 2000	21.72	44.84 23.12	1:09.11 24.27	<b>1:34.27</b> 25.16	1.93
5	7	KARATSIVI Athanasia	GRE	22 DEC 2002	22.59	45.49 22.90	1:09.87 24.38	<b>1:34.71</b> 24.84	2.37
6	2	HASSAN Gamila	EGY	18 OCT 2005	22.52	46.91 24.39	1:11.86 24.95	<b>1:35.47</b> 23.61	3.13
7	1	HAGRASS Nada	EGY	22 SEP 2005	22.58	46.65 24.07	1:11.08 24.43	<b>1:35.51</b> 24.43	3.17
8	8	RAMAZANOGLU Adasu	TUR	24 FEB 2007	23.15	48.17 25.02	1:14.05 25.88	<b>1:38.53</b> 24.48	6.19

Issued: 14 SEP 2023 at 18:43

## Medallists

MEDAL	SURNAME & NAME	DATE OF BIRTH	NOC	TIME
-------	----------------	---------------	-----	------

### Women 400m Surface Swimming

GOLD	<b>SEVIGNANI Silvia</b>	18 JUL 1997	<b>ITA</b>	<b>3:20.01</b>	GR
SILVER	<b>KARATSIVI Athanasia</b>	22 DEC 2002	<b>GRE</b>	<b>3:22.23</b>	
BRONZE	<b>RAMAZANOGLU Adasu</b>	24 FEB 2007	<b>TUR</b>	<b>3:24.53</b>	

## Results

RANK	LANE	SURNAME & NAME			NOC	BORN					R.T.	TIME	GAP	FINA
	50m	100m	150m	200m	250m	300m	350m							PTS

15 SEP 2023 - 10:30

## Women 400m Surface Swimming Heats

MR	3:18.06	PANAGIOTIDOU Ioanna		1999	GRE	Annemasse (FRA)		06 JUL 2016
GR	3:21.82	BARON Loren		1994	FRA	Patras (GRE)		27 AUG 2019

### Heat 1 of 2

1	5	<b>HAGRASS Nada</b>	EGY	22 SEP 2005					<b>3:27.42</b>	
		23.74(1)	49.08(1)	1:15.49(1)	1:42.22(1)	2:08.99(1)	2:35.89(1)	3:02.10(1)		
			25.34	26.41	26.73	26.77	26.90	26.21	25.32	
2	4	<b>SEVIGNANI Silvia</b>	ITA	18 JUL 1997					<b>3:29.32</b>	1.90
		24.34(4)	49.63(2)	1:15.80(2)	1:42.34(2)	2:09.03(2)	2:36.16(3)	3:03.18(2)		
			25.29	26.17	26.54	26.69	27.13	27.02	26.14	
3	3	<b>LACUNZA ELIZALDE Irati</b>	ESP	10 JUN 1996					<b>3:29.79</b>	2.37
		24.62(5)	50.16(4)	1:16.27(4)	1:42.66(3)	2:09.20(3)	2:36.12(2)	3:03.39(3)		
			25.54	26.11	26.39	26.54	26.92	27.27	26.40	
4	6	<b>ROBISSON Oriane</b>	FRA	03 JAN 2005					<b>3:36.81</b>	9.39
		23.96(2)	49.86(3)	1:15.84(3)	1:42.88(4)	2:09.98(4)	2:38.11(4)	3:07.20(4)		
			25.90	25.98	27.04	27.10	28.13	29.09	29.91	
5	2	<b>TURKI Alya</b>	TUN	06 FEB 2007					<b>3:53.96</b>	26.54
		24.25(3)	51.76(5)	1:20.93(5)	1:51.24(5)	2:21.74(5)	2:52.80(5)	3:24.24(5)		
			27.51	29.17	30.31	30.50	31.06	31.44	29.72	

Issued: 15 SEP 2023 at 10:38

### Heat 2 of 2

1	4	<b>KARATSIVI Athanasia</b>	GRE	22 DEC 2002					<b>3:28.86</b>	
		24.16(1)	49.52(1)	1:15.23(1)	1:41.84(1)	2:09.11(1)	2:35.92(1)	3:03.46(1)		
			25.36	25.71	26.61	27.27	26.81	27.54	25.40	
2	5	<b>HASSAN Gamila</b>	EGY	18 OCT 2005					<b>3:28.90</b>	0.04
		24.26(2)	50.62(3)	1:17.21(3)	1:44.73(3)	2:11.95(3)	2:39.13(3)	3:04.90(3)		
			26.36	26.59	27.52	27.22	27.18	25.77	24.00	
3	3	<b>RAMAZANOGLU Adasu</b>	TUR	24 FEB 2007					<b>3:29.19</b>	0.33
		24.61(3)	50.48(2)	1:16.87(2)	1:43.81(2)	2:10.77(2)	2:38.02(2)	3:04.79(2)		
			25.87	26.39	26.94	26.96	27.25	26.77	24.40	
4	2	<b>FOURTON BELLINI Kalliste</b>	FRA	18 JUN 2007					<b>3:35.52</b>	6.66
		25.61(4)	52.06(4)	1:19.13(4)	1:46.82(4)	2:14.24(4)	2:41.99(4)	3:09.80(4)		
			26.45	27.07	27.69	27.42	27.75	27.81	25.72	

NOT CLASSIFIED

6		<b>TSIANOU Sofia Anastasia</b>	GRE	15 NOV 2006					<b>DSQ</b>	
		<i>False start</i>								

Issued: 15 SEP 2023 at 10:45



## Results

RANK	HEAT	LANE	SURNAME & NAME			NOC	BORN			R.T.	TIME	GAP	FINA PTS
		50m	100m	150m	200m	250m	300m	350m					

15 SEP 2023 - 10:30

## Women 400m Surface Swimming Heats

MR	3:18.06	PANAGIOTIDOU Ioanna	1999	GRE	Annemasse (FRA)	06 JUL 2016
GR	3:21.82	BARON Loren	1994	FRA	Patras (GRE)	27 AUG 2019

1	1	5	<b>HAGRASS Nada</b>	EGY	22 SEP 2005					<b>3:27.42</b>		
		23.74	49.08	1:15.49	1:42.22	2:08.99	2:35.89	3:02.10				
			25.34	26.41	26.73	26.77	26.90	26.21		25.32		
2	2	4	<b>KARATSIVI Athanasia</b>	GRE	22 DEC 2002					<b>3:28.86</b>	1.44	
		24.16	49.52	1:15.23	1:41.84	2:09.11	2:35.92	3:03.46				
			25.36	25.71	26.61	27.27	26.81	27.54		25.40		
3	2	5	<b>HASSAN Gamila</b>	EGY	18 OCT 2005					<b>3:28.90</b>	1.48	
		24.26	50.62	1:17.21	1:44.73	2:11.95	2:39.13	3:04.90				
			26.36	26.59	27.52	27.22	27.18	25.77		24.00		
4	2	3	<b>RAMAZANOGLU Adasu</b>	TUR	24 FEB 2007					<b>3:29.19</b>	1.77	
		24.61	50.48	1:16.87	1:43.81	2:10.77	2:38.02	3:04.79				
			25.87	26.39	26.94	26.96	27.25	26.77		24.40		
5	1	4	<b>SEVIGNANI Silvia</b>	ITA	18 JUL 1997					<b>3:29.32</b>	1.90	
		24.34	49.63	1:15.80	1:42.34	2:09.03	2:36.16	3:03.18				
			25.29	26.17	26.54	26.69	27.13	27.02		26.14		
6	1	3	<b>LACUNZA ELIZALDE Irati</b>	ESP	10 JUN 1996					<b>3:29.79</b>	2.37	
		24.62	50.16	1:16.27	1:42.66	2:09.20	2:36.12	3:03.39				
			25.54	26.11	26.39	26.54	26.92	27.27		26.40		
7	2	2	<b>FOURTON BELLINI Kalliste</b>	FRA	18 JUN 2007					<b>3:35.52</b>	8.10	
		25.61	52.06	1:19.13	1:46.82	2:14.24	2:41.99	3:09.80				
			26.45	27.07	27.69	27.42	27.75	27.81		25.72		
8	1	6	<b>ROBISSON Oriane</b>	FRA	03 JAN 2005					<b>3:36.81</b>	9.39	
		23.96	49.86	1:15.84	1:42.88	2:09.98	2:38.11	3:07.20				
			25.90	25.98	27.04	27.10	28.13	29.09		29.61		
9	1	2	<b>TURKI Alya</b>	TUN	06 FEB 2007					<b>3:53.96</b>	26.54	
		24.25	51.76	1:20.93	1:51.24	2:21.74	2:52.80	3:24.24				
			27.51	29.17	30.31	30.50	31.06	31.44		29.72		

NOT CLASSIFIED

2	6		<b>TSIANOU Sofia Anastasia</b>	GRE	15 NOV 2006					<b>DSQ</b>		
			<i>False start</i>									

Issued: 15 SEP 2023 at 10:46

## Unofficial Results

RANK	LANE	SURNAME & NAME			NOC	BORN			R.T.	TIME	GAP	FINA PTS
	50m	100m	150m	200m	250m	300m	350m					

15 SEP 2023 - 18:30

## Women 400m Surface Swimming Final

MR	3:18.06	PANAGIOTIDOU Ioanna	1999	GRE	Annemasse (FRA)	06 JUL 2016
GR	3:21.82	BARON Loren	1994	FRA	Patras (GRE)	27 AUG 2019

### Final

RANK	LANE	SURNAME & NAME	NOC	BORN	50m	100m	150m	200m	250m	300m	350m	TIME	GAP	FINA PTS
1	2	<b>SEVIGNANI Silvia</b>	ITA	18 JUL 1997	23.29(1)	48.00(1)	1:12.60(1)	1:38.05(1)	2:03.35(1)	2:29.18(1)	2:54.70(1)	<b>3:20.01</b>		GR
					24.71	24.60	25.45	25.30	25.83	25.52	25.31			
2	5	<b>KARATSIVI Athanasia</b>	GRE	22 DEC 2002	23.55(3)	48.06(2)	1:12.97(2)	1:38.24(2)	2:04.18(2)	2:29.93(2)	2:56.25(2)	<b>3:22.23</b>	2.22	
					24.51	24.91	25.27	25.94	25.75	26.32	25.98			
3	6	<b>RAMAZANOGLU Adasu</b>	TUR	24 FEB 2007	23.57(4)	48.60(3)	1:14.58(3)	1:40.70(3)	2:07.18(4)	2:33.89(4)	3:00.16(4)	<b>3:24.53</b>	4.52	
					25.03	25.98	26.12	26.48	26.71	26.27	24.37			
4	3	<b>HASSAN Gamila</b>	EGY	18 OCT 2005	23.41(2)	48.82(5)	1:14.84(5)	1:41.26(5)	2:07.88(5)	2:34.17(5)	3:00.52(5)	<b>3:25.13</b>	5.12	
					25.41	26.02	26.42	26.62	26.29	26.35	24.61			
5	4	<b>HAGRASS Nada</b>	EGY	22 SEP 2005	23.63(5)	48.69(4)	1:14.60(4)	1:40.75(4)	2:07.09(3)	2:33.53(3)	3:00.06(3)	<b>3:25.76</b>	5.75	
					25.06	25.91	26.15	26.34	26.44	26.53	25.70			
6	7	<b>LACUNZA ELIZALDE Irati</b>	ESP	10 JUN 1996	24.38(7)	50.22(7)	1:17.25(7)	1:44.47(6)	2:12.46(6)	2:39.55(6)	3:07.13(6)	<b>3:34.31</b>	14.30	
					25.84	27.03	27.22	27.99	27.99	27.09	27.58	27.18		
7	1	<b>FOURTON BELLINI Kalliste</b>	FRA	18 JUN 2007	24.20(6)	49.89(6)	1:16.90(6)	1:45.04(8)	2:13.01(8)	2:41.17(8)	3:09.32(8)	<b>3:36.67</b>	16.66	
					25.69	27.01	28.14	27.97	28.16	28.15	27.35			
8	8	<b>ROBISSON Oriane</b>	FRA	03 JAN 2005	24.70(8)	50.67(8)	1:17.60(8)	1:44.73(7)	2:12.80(7)	2:40.58(7)	3:09.17(7)	<b>3:37.73</b>	17.72	
					25.97	26.93	27.13	28.07	27.78	27.78	28.59	28.56		

Issued: 15 SEP 2023 at 18:58

## Medallists

MEDAL	SURNAME & NAME	DATE OF BIRTH	NOC	TIME
-------	----------------	---------------	-----	------

### Women 4km Surface Swimming

GOLD	<b>HASSAN Gamila</b>	18 OCT 2005	<b>EGY</b>	<b>42:48.2</b>
SILVER	<b>ZAGHET Mara</b>	22 SEP 1995	<b>ITA</b>	<b>43:17.3</b>
BRONZE	<b>TSIANOY Sofia Anastasia</b>	15 NOV 2006	<b>GRE</b>	<b>45:35.6</b>

## Results

RANK	LANE	SURNAME & NAME	NOC	BORN	R.T.	1000m	2000 m	3000 m	TIME	GAP	FINA PTS
<b>16 SEP 2023 - 8:05</b>											
<b>Women 4km Surface Swimming Final</b>											
1	21	<b>HASSAN Gamila</b>	EGY	18 OCT 2005		10:31.7	21:07.7 10:35.9	31:57.9 10:50.2	<b>42:48.2</b>		
2	28	<b>ZAGHET Mara</b>	ITA	22 SEP 1995		10:32.5	21:22.9 10:50.3	32:19.0 10:56.1	<b>43:17.3</b>	29.1	
3	27	<b>TSIANOU Sofia Anastasia</b>	GRE	15 NOV 2006		10:29.7	21:32.9 11:03.1	33:23.8 11:50.9	<b>45:35.6</b>	2:47.4	
4	22	<b>GERARD Pauline</b>	FRA	28 JUL 1998		11:02.8	22:36.1 11:33.2	34:13.9 11:37.8	<b>45:51.3</b>	3:03.1	
5	26	<b>FOURTON BELLINI Kalliste</b>	FRA	18 JUN 2007		11:09.0	22:46.4 11:37.4	34:16.0 11:29.5	<b>46:21.6</b>	3:33.4	
6	25	<b>TURKI Alya</b>	TUN	06 FEB 2007		11:40.6	23:41.0 12:00.3	35:42.2 12:01.1	<b>47:38.0</b>	4:49.8	
7	23	<b>RAMAZANOGLU Adasu</b>	TUR	24 FEB 2007		11:18.1	22:36.8 11:18.6	35:07.3 12:30.5	<b>48:01.7</b>	5:13.5	
NOT CLASSIFIED											
	24	<b>HAGRASS Nada</b> <i>Missed buoy</i>	EGY	22 SEP 2005					<b>DSQ</b>		

Issued: 16 SEP 2023 at 9:01

## Medallists

MEDAL	SURNAME & NAME	DATE OF BIRTH	NOC	TIME
-------	----------------	---------------	-----	------

### Men 50m AP

GOLD	PANAGIOTIDIS Georgios	28 DEC 2001	GRE	14.64
SILVER	SAYDAM Omer Faruk	05 OCT 1999	TUR	14.65
BRONZE	KALTSOUKALAS Georgios	09 APR 2005	GRE	14.96

## Results

RANK	LANE	SURNAME & NAME	NOC	BORN	R.T.	TIME	GAP	FINA PTS
------	------	----------------	-----	------	------	------	-----	-------------

15 SEP 2023 - 9:30

### Men 50m AP Heats

MR	14.17	KARETZOPOULOS Loukas		1991	GRE	Volos (GRE)		22 JUN 2016
GR	14.60	PIPINIAS Ioannis		1994	GRE	Patras (GRE)		27 AUG 2019

#### Heat 1 of 2

1	4	PANAGIOTIDIS Georgios	GRE	28 DEC 2001		14.73		
2	5	ABDELRAHMAN Seifeldin	EGY	11 SEP 2001		15.06	0.33	
3	6	ALICICCO Guglielmo	ITA	25 JAN 2001		15.19	0.46	
4	3	MEYER Hugo	FRA	04 NOV 1995		15.28	0.55	
5	2	ZUGMEYER Colas	FRA	11 MAR 2001		15.65	0.92	

NOT CLASSIFIED

7		BOUALI Redouane	ALG	29 OCT 2002		DNS		
1		KLZIE Ayman	SYR	07 JAN 1993		DNS		

Issued: 15 SEP 2023 at 9:39

#### Heat 2 of 2

1	5	SAYDAM Omer Faruk	TUR	05 OCT 1999		14.72		
2	4	KALTSOUKALAS Georgios	GRE	09 APR 2005		15.14	0.42	
3	2	HASSAN Tarek	EGY	15 DEC 2007		15.29	0.57	
4	3	STRIKINAC Filip	CRO	25 JAN 1993		15.42	0.70	
5	6	LAMA GARCIA Daniel	ESP	17 APR 1998		15.65	0.93	
6	7	ALLOUI Mohamed Amine	TUN	18 AUG 2007		16.50	1.78	

NOT CLASSIFIED

1		CHATER Zakaria Fethi	ALG	18 DEC 2001		DNS		
---	--	----------------------	-----	-------------	--	-----	--	--

Issued: 15 SEP 2023 at 9:43

## Results

RANK	HEAT	LANE	SURNAME & NAME	NOC	BORN	R.T.	TIME	GAP	FINA PTS
------	------	------	----------------	-----	------	------	------	-----	-------------

15 SEP 2023 - 9:30

### Men 50m AP Heats

MR	GR	14.17	14.60	KARETZOPOULOS Loukas	1991	GRE	Volos (GRE)	22 JUN 2016	
GR				PIPINIAS Ioannis	1994	GRE	Patras (GRE)	27 AUG 2019	
1	2	5	<b>SAYDAM Omer Faruk</b>	TUR	05 OCT 1999			<b>14.72</b>	
2	1	4	<b>PANAGIOTIDIS Georgios</b>	GRE	28 DEC 2001			<b>14.73</b> 0.01	
3	1	5	<b>ABDELRAHMAN Seifeldin</b>	EGY	11 SEP 2001			<b>15.06</b> 0.34	
4	2	4	<b>KALTSOUKALAS Georgios</b>	GRE	09 APR 2005			<b>15.14</b> 0.42	
5	1	6	<b>ALICICCO Guglielmo</b>	ITA	25 JAN 2001			<b>15.19</b> 0.47	
6	1	3	<b>MEYER Hugo</b>	FRA	04 NOV 1995			<b>15.28</b> 0.56	
7	2	2	<b>HASSAN Tarek</b>	EGY	15 DEC 2007			<b>15.29</b> 0.57	
8	2	3	<b>STRIKINAC Filip</b>	CRO	25 JAN 1993			<b>15.42</b> 0.70	
9	2	6	<b>LAMA GARCIA Daniel</b>	ESP	17 APR 1998			<b>15.65</b> 0.93	
9	1	2	<b>ZUGMEYER Colas</b>	FRA	11 MAR 2001			<b>15.65</b> 0.93	
11	2	7	<b>ALLOUI Mohamed Amine</b>	TUN	18 AUG 2007			<b>16.50</b> 1.78	
NOT CLASSIFIED									
	1	7	<b>BOUALI Redouane</b>	ALG	29 OCT 2002			<b>DNS</b>	
	2	1	<b>CHATER Zakaria Fethi</b>	ALG	18 DEC 2001			<b>DNS</b>	
	1	1	<b>KLZIE Ayman</b>	SYR	07 JAN 1993			<b>DNS</b>	

Issued: 15 SEP 2023 at 9:43

## Results

RANK	LANE	SURNAME & NAME	NOC	BORN	R.T.	TIME	GAP	FINA PTS
------	------	----------------	-----	------	------	------	-----	-------------

15 SEP 2023 - 17:30

### Men 50m AP Final

MR	14.17	KARETZOPOULOS Loukas		1991	GRE	Volos (GRE)		22 JUN 2016
GR	14.60	PIPINIAS Ioannis		1994	GRE	Patras (GRE)		27 AUG 2019

### Final

1	5	PANAGIOTIDIS Georgios	GRE	28 DEC 2001		<b>14.64</b>		
2	4	SAYDAM Omer Faruk	TUR	05 OCT 1999		<b>14.65</b>	0.01	
3	6	KALTSOUKALAS Georgios	GRE	09 APR 2005		<b>14.96</b>	0.32	
4	3	ABDELRAHMAN Seifeldin	EGY	11 SEP 2001		<b>15.07</b>	0.43	
5	1	HASSAN Tarek	EGY	15 DEC 2007		<b>15.09</b>	0.45	
6	8	STRIKINAC Filip	CRO	25 JAN 1993		<b>15.11</b>	0.47	
7	2	ALICICCO Guglielmo	ITA	25 JAN 2001		<b>15.20</b>	0.56	
8	7	MEYER Hugo	FRA	04 NOV 1995		<b>15.31</b>	0.67	

Issued: 15 SEP 2023 at 17:37



## Medallists

MEDAL	SURNAME & NAME	DATE OF BIRTH	NOC	TIME
-------	----------------	---------------	-----	------

### Men 50m Bi-Fins

GOLD	<b>MARTIN Patrick</b>	17 MAR 2005	<b>ITA</b>	<b>19.44</b>
SILVER	<b>ROMANO Riccardo</b>	28 AUG 1998	<b>ITA</b>	<b>19.52</b>
BRONZE	<b>NEFFATI Youssef</b>	01 AUG 2001	<b>TUN</b>	<b>19.91</b>

## Results

RANK	LANE	SURNAME & NAME	NOC	BORN	R.T.	TIME	GAP	FINA PTS
------	------	----------------	-----	------	------	------	-----	-------------

15 SEP 2023 - 9:40

### Men 50m Bi-Fins Heats

MR	19.04	ANTONIADIS Stefanos		1999	GRE	Thessaloniki (GRE)		05 JUN 2016
GR	19.33	BONIAS Christos		1998	GRE	Patras (GRE)		27 AUG 2019

#### Heat 1 of 2

1	4	MARTIN Patrick	ITA	17 MAR 2005		19.42		
2	5	SALSANO Charles	FRA	30 SEP 2003		20.29	0.87	
3	6	HASSAN Tarek	EGY	15 DEC 2007		21.44	2.02	
4	3	BOUALI Redouane	ALG	29 OCT 2002		21.70	2.28	
5	1	FETISHAJ Keis	ALB	09 SEP 1999		22.91	3.49	
6	2	BIN MOUSAJIBALI Munthir	LBA	27 DEC 1988		24.62	5.20	

NOT CLASSIFIED

7		KLZIE Ayman	SYR	07 JAN 1993		DNS		
---	--	-------------	-----	-------------	--	-----	--	--

Issued: 15 SEP 2023 at 9:47

#### Heat 2 of 2

1	4	DE ZALDIVAR Theo	FRA	27 DEC 2001		19.73		
2	3	NEFFATI Youssef	TUN	01 AUG 2001		20.01	0.28	
2	5	ROMANO Riccardo	ITA	28 AUG 1998		20.01	0.28	
4	6	RADWAN Ahmed	EGY	08 DEC 2005		20.61	0.88	
5	7	MANTZAKOS Georgios	GRE	04 NOV 2005		21.34	1.61	
6	1	FABBRI Federico	SMR	12 AUG 2002		23.50	3.77	
7	2	CHATER Zakaria Fethi	ALG	18 DEC 2001		25.17	5.44	

Issued: 15 SEP 2023 at 9:51

## Results

RANK	HEAT	LANE	SURNAME & NAME	NOC	BORN	R.T.	TIME	GAP	FINA PTS
------	------	------	----------------	-----	------	------	------	-----	-------------

15 SEP 2023 - 9:40

### Men 50m Bi-Fins Heats

MR	19.04	ANTONIADIS Stefanos	1999	GRE	Thessaloniki (GRE)	05 JUN 2016
GR	19.33	BONIAS Christos	1998	GRE	Patras (GRE)	27 AUG 2019

1	1	4	MARTIN Patrick	ITA	17 MAR 2005		19.42		
2	2	4	DE ZALDIVAR Theo	FRA	27 DEC 2001		19.73	0.31	
3	2	3	NEFFATI Youssef	TUN	01 AUG 2001		20.01	0.59	
3	2	5	ROMANO Riccardo	ITA	28 AUG 1998		20.01	0.59	
5	1	5	SALSANO Charles	FRA	30 SEP 2003		20.29	0.87	
6	2	6	RADWAN Ahmed	EGY	08 DEC 2005		20.61	1.19	
7	2	7	MANTZAKOS Georgios	GRE	04 NOV 2005		21.34	1.92	
8	1	6	HASSAN Tarek	EGY	15 DEC 2007		21.44	2.02	
9	1	3	BOUALI Redouane	ALG	29 OCT 2002		21.70	2.28	
10	1	1	FETISHAJ Keis	ALB	09 SEP 1999		22.91	3.49	
11	2	1	FABBRI Federico	SMR	12 AUG 2002		23.50	4.08	
12	1	2	BIN MOUSAJIBALI Munthir	LBA	27 DEC 1988		24.62	5.20	
13	2	2	CHATER Zakaria Fethi	ALG	18 DEC 2001		25.17	5.75	

NOT CLASSIFIED

1	7		KLZIE Ayman	SYR	07 JAN 1993		DNS		
---	---	--	-------------	-----	-------------	--	-----	--	--

Issued: 15 SEP 2023 at 9:52

## Results

RANK	LANE	SURNAME & NAME	NOC	BORN	R.T.	TIME	GAP	FINA PTS
------	------	----------------	-----	------	------	------	-----	-------------

15 SEP 2023 - 17:40

### Men 50m Bi-Fins Final

MR	19.04	ANTONIADIS Stefanos		1999	GRE	Thessaloniki (GRE)		05 JUN 2016
GR	19.33	BONIAS Christos		1998	GRE	Patras (GRE)		27 AUG 2019

### Final

1	4	MARTIN Patrick	ITA	17 MAR 2005		19.44		
2	6	ROMANO Riccardo	ITA	28 AUG 1998		19.52	0.08	
3	3	NEFFATI Youssef	TUN	01 AUG 2001		19.91	0.47	
4	2	SALSANO Charles	FRA	30 SEP 2003		19.98	0.54	
5	5	DE ZALDIVAR Theo	FRA	27 DEC 2001		20.02	0.58	
6	7	MANTZAKOS Georgios	GRE	04 NOV 2005		21.11	1.67	
7	1	FETISHAJ Keis	ALB	09 SEP 1999		22.54	3.10	
8	8	FABBRI Federico	SMR	12 AUG 2002		23.50	4.06	

Issued: 15 SEP 2023 at 17:44

## Medallists

MEDAL	SURNAME & NAME	DATE OF BIRTH	NOC	TIME
-------	----------------	---------------	-----	------

### Men 100m Bi-Fins

GOLD	<b>NEFFATI Youssef</b>	01 AUG 2001	<b>TUN</b>	<b>42.52</b>	MR+GR
SILVER	<b>ROMANO Riccardo</b>	28 AUG 1998	<b>ITA</b>	<b>42.65</b>	
BRONZE	<b>MARTIN Patrick</b>	17 MAR 2005	<b>ITA</b>	<b>43.14</b>	

## Results

RANK	LANE	SURNAME & NAME	NOC	BORN	R.T.	50m	TIME	GAP	FINA PTS
------	------	----------------	-----	------	------	-----	------	-----	-------------

14 SEP 2023 - 9:50

### Men 100m Bi-Fins Heats

MR	42.68	ANTONIADIS Stefanos		1999	GRE	Patras (GRE)			26 AUG 2019
GR	42.68	ANTONIADIS Stefanos		1999	GRE	Patras (GRE)			26 AUG 2019

#### Heat 1 of 2

1	4	MARTIN Patrick	ITA	17 MAR 2005		20.73	<b>43.32</b> 22.59		
2	6	RADWAN Ahmed	EGY	08 DEC 2005		20.97	<b>43.60</b> 22.63	0.28	
3	3	SALSANO Charles	FRA	30 SEP 2003		21.32	<b>44.05</b> 22.73	0.73	
4	2	CHIHID Ridha	TUN	10 FEB 2006		21.85	<b>46.04</b> 24.19	2.72	
5	5	BOUALI Redouane	ALG	29 OCT 2002		22.58	<b>46.39</b> 23.81	3.07	
6	1	FETISHAJ Keis	ALB	09 SEP 1999		23.87	<b>49.66</b> 25.79	6.34	
7	7	CHATER Zakaria Fethi	ALG	18 DEC 2001		25.81	<b>53.83</b> 28.02	10.51	

Issued: 14 SEP 2023 at 9:58

#### Heat 2 of 2

1	3	NEFFATI Youssef	TUN	01 AUG 2001		20.83	<b>43.17</b> 22.34		
2	5	DE ZALDIVAR Theo	FRA	27 DEC 2001		20.56	<b>43.53</b> 22.97	0.36	
3	4	ROMANO Riccardo	ITA	28 AUG 1998		20.87	<b>43.70</b> 22.83	0.53	
4	6	ALONSO TELLEZ Jose A.	ESP	13 JUN 1988		21.32	<b>44.36</b> 23.04	1.19	
5	7	MANTZAKOS Georgios	GRE	04 NOV 2005		22.30	<b>46.69</b> 24.39	3.52	
6	1	FABBRI Federico	SMR	12 AUG 2002		24.95	<b>52.86</b> 27.91	9.69	

NOT CLASSIFIED

2		KLZIE Ayman	SYR	07 JAN 1993					DNS
---	--	-------------	-----	-------------	--	--	--	--	-----

Issued: 14 SEP 2023 at 10:02

## Results

RANK	HEAT	LANE	SURNAME & NAME	NOC	BORN	R.T.	50m	TIME	GAP	FINA PTS
------	------	------	----------------	-----	------	------	-----	------	-----	-------------

14 SEP 2023 - 9:50

### Men 100m Bi-Fins Heats

MR	GR	42.68	ANTONIADIS Stefanos	1999	GRE	Patras (GRE)	26 AUG 2019	
GR	42.68	ANTONIADIS Stefanos	1999	GRE	Patras (GRE)	26 AUG 2019		
1	2	3	NEFFATI Youssef	TUN	01 AUG 2001	20.83	<b>43.17</b> 22.34	
2	1	4	MARTIN Patrick	ITA	17 MAR 2005	20.73	<b>43.32</b> 22.59	0.15
3	2	5	DE ZALDIVAR Theo	FRA	27 DEC 2001	20.56	<b>43.53</b> 22.97	0.36
4	1	6	RADWAN Ahmed	EGY	08 DEC 2005	20.97	<b>43.60</b> 22.63	0.43
5	2	4	ROMANO Riccardo	ITA	28 AUG 1998	20.87	<b>43.70</b> 22.83	0.53
6	1	3	SALSANO Charles	FRA	30 SEP 2003	21.32	<b>44.05</b> 22.73	0.88
7	2	6	ALONSO TELLEZ Jose A.	ESP	13 JUN 1988	21.32	<b>44.36</b> 23.04	1.19
8	1	2	CHIHU Ridha	TUN	10 FEB 2006	21.85	<b>46.04</b> 24.19	2.87
9	1	5	BOUALI Redouane	ALG	29 OCT 2002	22.58	<b>46.39</b> 23.81	3.22
10	2	7	MANTZAKOS Georgios	GRE	04 NOV 2005	22.30	<b>46.69</b> 24.39	3.52
11	1	1	FETISHAJ Keis	ALB	09 SEP 1999	23.87	<b>49.66</b> 25.79	6.49
12	2	1	FABBRI Federico	SMR	12 AUG 2002	24.95	<b>52.86</b> 27.91	9.69
13	1	7	CHATER Zakaria Fethi	ALG	18 DEC 2001	25.81	<b>53.83</b> 28.02	10.66
NOT CLASSIFIED								
	2	2	KLZIE Ayman	SYR	07 JAN 1993		<b>DNS</b>	

Issued: 14 SEP 2023 at 10:03

## Results

RANK	LANE	SURNAME & NAME	NOC	BORN	R.T.	50m	TIME	GAP	FINA PTS
------	------	----------------	-----	------	------	-----	------	-----	-------------

14 SEP 2023 - 18:00

### Men 100m Bi-Fins Final

MR	42.68	ANTONIADIS Stefanos	1999	GRE	Patras (GRE)	26 AUG 2019
GR	42.68	ANTONIADIS Stefanos	1999	GRE	Patras (GRE)	26 AUG 2019

### Final

1	4	NEFFATI Youssef	TUN	01 AUG 2001	20.00	<b>42.52</b> 22.52			MR+GR
2	2	ROMANO Riccardo	ITA	28 AUG 1998	20.18	<b>42.65</b> 22.47	0.13		
3	5	MARTIN Patrick	ITA	17 MAR 2005	20.58	<b>43.14</b> 22.56	0.62		
4	6	RADWAN Ahmed	EGY	08 DEC 2005	20.82	<b>43.52</b> 22.70	1.00		
5	3	DE ZALDIVAR Theo	FRA	27 DEC 2001	20.84	<b>43.63</b> 22.79	1.11		
6	7	SALSANO Charles	FRA	30 SEP 2003	21.47	<b>43.95</b> 22.48	1.43		
7	1	ALONSO TELLEZ Jose A.	ESP	13 JUN 1988	21.10	<b>44.24</b> 23.14	1.72		
8	8	CHIHI Ridha	TUN	10 FEB 2006	22.05	<b>46.32</b> 24.27	3.80		

Issued: 14 SEP 2023 at 18:29



## Medallists

MEDAL	SURNAME & NAME	DATE OF BIRTH	NOC	TIME
-------	----------------	---------------	-----	------

### Men 200m Bi-Fins

GOLD	<b>MARIC Ognjen</b>	04 NOV 2000	<b>CRO</b>	<b>1:36.68</b>
SILVER	<b>CHEDRU Sebastien</b>	05 OCT 1999	<b>FRA</b>	<b>1:36.93</b>
BRONZE	<b>RADWAN Ahmed</b>	08 DEC 2005	<b>EGY</b>	<b>1:38.06</b>

## Results

RANK	LANE	SURNAME & NAME	NOC	BORN	R.T.	50m	100m	150m	TIME	GAP	FINA PTS
------	------	----------------	-----	------	------	-----	------	------	------	-----	-------------

15 SEP 2023 - 10:20

### Men 200m Bi-Fins Heats

MR	1:35.58	DRYGOUTIS Konstantinos			1998	GRE	Patras (GRE)				27 AUG 2019
GR	1:35.58	DRYGOUTIS Konstantinos			1998	GRE	Patras (GRE)				27 AUG 2019

#### Heat 1 of 2

1	5	CHEDRU Sebastien	FRA	05 OCT 1999	24.07	50.80 26.73	1:15.91 25.11	<b>1:41.15</b> 25.24		
2	6	ALONSO TELLEZ Jose A.	ESP	13 JUN 1988	24.07	50.84 26.77	1:16.99 26.15	<b>1:42.01</b> 25.02	0.86	
3	4	MARIC Ognjen	CRO	04 NOV 2000	24.11	51.39 27.28	1:17.81 26.42	<b>1:43.14</b> 25.33	1.99	
4	2	CHIHU Ridha	TUN	10 FEB 2006	25.30	52.51 27.21	1:19.69 27.18	<b>1:45.41</b> 25.72	4.26	
5	7	MOUBARKI Mohamed Bachir	ALG	07 OCT 2000	24.96	53.15 28.19	1:23.37 30.22	<b>1:54.06</b> 30.69	12.91	

NOT CLASSIFIED

3		ROMANO Riccardo	ITA	28 AUG 1998					<b>DSQ</b>	
---	--	-----------------	-----	-------------	--	--	--	--	------------	--

15m +

Issued: 15 SEP 2023 at 10:26

#### Heat 2 of 2

1	5	RADWAN Ahmed	EGY	08 DEC 2005	24.38	51.43 27.05	1:18.31 26.88	<b>1:43.49</b> 25.18		
2	3	NEFFATI Youssef	TUN	01 AUG 2001	24.55	51.26 26.71	1:18.93 27.67	<b>1:43.85</b> 24.92	0.36	
3	2	MANTZAKOS Georgios	GRE	04 NOV 2005	24.83	51.82 26.99	1:18.78 26.96	<b>1:43.87</b> 25.09	0.38	
4	7	BOUALI Redouane	ALG	29 OCT 2002	24.06	50.27 26.21	1:17.68 27.41	<b>1:44.25</b> 26.57	0.76	

NOT CLASSIFIED

6		MARTIN Patrick	ITA	17 MAR 2005					<b>DSQ</b>	
4		KLZIE Ayman	SYR	07 JAN 1993					<b>DNS</b>	

15m +

Issued: 15 SEP 2023 at 10:31

## Results

RANK	HEAT	LANE	SURNAME & NAME	NOC	BORN	R.T.	50m	100m	150m	TIME	GAP	FINA PTS
------	------	------	----------------	-----	------	------	-----	------	------	------	-----	-------------

15 SEP 2023 - 10:20

### Men 200m Bi-Fins Heats

MR	GR	1:35.58	1:35.58	DRYGOUTIS Konstantinos	DRYGOUTIS Konstantinos	1998	1998	GRE	GRE	Patras (GRE)	Patras (GRE)	27 AUG 2019	27 AUG 2019
1	1	5	<b>CHEDRU Sebastien</b>	FRA	05 OCT 1999		24.07	50.80	1:15.91	<b>1:41.15</b>			
								26.73	25.11	25.24			
2	1	6	<b>ALONSO TELLEZ Jose A.</b>	ESP	13 JUN 1988		24.07	50.84	1:16.99	<b>1:42.01</b>	0.86		
								26.77	26.15	25.02			
3	1	4	<b>MARIC Ognjen</b>	CRO	04 NOV 2000		24.11	51.39	1:17.81	<b>1:43.14</b>	1.99		
								27.28	26.42	25.33			
4	2	5	<b>RADWAN Ahmed</b>	EGY	08 DEC 2005		24.38	51.43	1:18.31	<b>1:43.49</b>	2.34		
								27.05	26.88	25.18			
5	2	3	<b>NEFFATI Youssef</b>	TUN	01 AUG 2001		24.55	51.26	1:18.93	<b>1:43.85</b>	2.70		
								26.71	27.67	24.92			
6	2	2	<b>MANTZAKOS Georgios</b>	GRE	04 NOV 2005		24.83	51.82	1:18.78	<b>1:43.87</b>	2.72		
								26.99	26.96	25.09			
7	2	7	<b>BOUALI Redouane</b>	ALG	29 OCT 2002		24.06	50.27	1:17.68	<b>1:44.25</b>	3.10		
								26.21	27.41	26.57			
8	1	2	<b>CHIHI Ridha</b>	TUN	10 FEB 2006		25.30	52.51	1:19.69	<b>1:45.41</b>	4.26		
								27.21	27.18	25.72			
9	1	7	<b>MOUBARKI Mohamed Bachir</b>	ALG	07 OCT 2000		24.96	53.15	1:23.37	<b>1:54.06</b>	12.91		
								28.19	30.22	30.69			

#### NOT CLASSIFIED

1	3	<b>ROMANO Riccardo</b>	ITA	28 AUG 1998						<b>DSQ</b>			
		15m +											
2	6	<b>MARTIN Patrick</b>	ITA	17 MAR 2005						<b>DSQ</b>			
		15m +											
2	4	<b>KLZIE Ayman</b>	SYR	07 JAN 1993						<b>DNS</b>			

Issued: 15 SEP 2023 at 10:32

## Results

RANK	LANE	SURNAME & NAME	NOC	BORN	R.T.	50m	100m	150m	TIME	GAP	FINA PTS
------	------	----------------	-----	------	------	-----	------	------	------	-----	-------------

15 SEP 2023 - 18:20

### Men 200m Bi-Fins Final

MR	1:35.58	DRYGOUTIS Konstantinos			1998	GRE	Patras (GRE)				27 AUG 2019
GR	1:35.58	DRYGOUTIS Konstantinos			1998	GRE	Patras (GRE)				27 AUG 2019

### Final

1	3	MARIC Ognjen	CRO	04 NOV 2000	22.89	47.86 24.97	1:12.56 24.70	<b>1:36.68</b>		
2	4	CHEDRU Sebastien	FRA	05 OCT 1999	23.43	48.39 24.96	1:13.11 24.72	<b>1:36.93</b>	0.25	
3	6	RADWAN Ahmed	EGY	08 DEC 2005	22.74	48.91 26.17	1:14.61 25.70	<b>1:38.06</b>	1.38	
4	2	NEFFATI Youssef	TUN	01 AUG 2001	22.92	47.92 25.00	1:13.20 25.28	<b>1:38.51</b>	1.83	
5	5	ALONSO TELLEZ Jose A.	ESP	13 JUN 1988	23.54	49.06 25.52	1:15.22 26.16	<b>1:40.03</b>	3.35	
6	7	MANTZAKOS Georgios	GRE	04 NOV 2005	23.60	49.70 26.10	1:16.79 27.09	<b>1:42.74</b>	6.06	
7	1	BOUALI Redouane	ALG	29 OCT 2002	23.12	48.71 25.59	1:15.73 27.02	<b>1:43.54</b>	6.86	
8	8	CHIHI Ridha	TUN	10 FEB 2006	24.02	49.83 25.81	1:17.30 27.47	<b>1:44.20</b>	7.52	

Issued: 15 SEP 2023 at 18:40

## Medallists

MEDAL	SURNAME & NAME	DATE OF BIRTH	NOC	TIME
-------	----------------	---------------	-----	------

### Men 2km Bi-Fins

GOLD	<b>ELAMRAWY Marwan</b>	14 APR 1995	<b>EGY</b>	<b>20:50.8</b>
SILVER	<b>RADWAN Ahmed</b>	08 DEC 2005	<b>EGY</b>	<b>22:19.4</b>
BRONZE	<b>MANTZAKOS Georgios</b>	04 NOV 2005	<b>GRE</b>	<b>22:27.3</b>

## Results

RANK	LANE	SURNAME & NAME	NOC	BORN	R.T.	1000m	TIME	GAP	FINA PTS
<b>Men 2km Bi-Fins Final</b>									
16 SEP 2023 - 9:15									
1	49	<b>ELAMRAWY Marwan</b>	EGY	14 APR 1995		10:24.2	<b>20:50.8</b> 10:26.5		
2	44	<b>RADWAN Ahmed</b>	EGY	08 DEC 2005		11:14.8	<b>22:19.4</b> 11:04.6	1:28.5	
3	48	<b>MANTZAKOS Georgios</b>	GRE	04 NOV 2005		11:19.5	<b>22:27.3</b> 11:07.7	1:36.4	
4	52	<b>CHEDRU Sebastien</b>	FRA	05 OCT 1999		11:24.0	<b>22:35.8</b> 11:11.8	1:45.0	
5	43	<b>OMRANE Ahmed</b>	TUN	29 JUN 2006		11:22.0	<b>23:06.6</b> 11:44.6	2:15.8	
6	50	<b>ALONSO TELLEZ Jose A.</b>	ESP	13 JUN 1988		11:57.5	<b>23:26.1</b> 11:28.6	2:35.3	
7	47	<b>BOUALI Redouane</b>	ALG	29 OCT 2002		11:41.4	<b>23:26.2</b> 11:44.7	2:35.3	
8	41	<b>LAMA GARCIA Daniel</b>	ESP	17 APR 1998		11:57.6	<b>23:49.5</b> 11:51.9	2:58.7	
9	51	<b>CHIHID Ridha</b>	TUN	10 FEB 2006		11:44.7	<b>23:50.1</b> 12:05.4	2:59.2	
10	53	<b>MOUBARKI Mohamed Bachir</b>	ALG	07 OCT 2000		12:03.7	<b>24:39.3</b> 12:35.6	3:48.5	
11	45	<b>SALSANO Charles</b>	FRA	30 SEP 2003		12:17.4	<b>24:46.7</b> 12:29.2	3:55.9	
12	54	<b>DURDEVIC Nikola</b>	CRO	28 OCT 2004		11:21.0	<b>25:10.4</b> 13:49.3	4:19.5	
NOT CLASSIFIED									
	42	<b>CARONNO Lorenzo</b>	ITA	21 JUN 2001			<b>DNF</b>		
	46	<b>DE ZALDIVAR Theo</b>	FRA	27 DEC 2001			<b>DNF</b>		

## Medallists

MEDAL	SURNAME & NAME	DATE OF BIRTH	NOC	TIME
-------	----------------	---------------	-----	------

### Men 100m Surface Swimming

GOLD	PANAGIOTIDIS Georgios	28 DEC 2001	GRE	35.48
SILVER	KALTSOUKALAS Georgios	09 APR 2005	GRE	35.98
BRONZE	ABDELRAHMAN Seifeldin	11 SEP 2001	EGY	36.58

## Results

RANK	LANE	SURNAME & NAME	NOC	BORN	R.T.	50m	TIME	GAP	FINA PTS
------	------	----------------	-----	------	------	-----	------	-----	-------------

14 SEP 2023 - 9:40

### Men 100m Surface Swimming Heats

MR	33.94	KARETZOPOULOS Loukas	1991	GRE	Volos (GRE)	27 JUN 2016
GR	35.30	NOIR Alexandre	1994	FRA	Pescara (ITA)	01 SEP 2015

#### Heat 1 of 2

1	5	ABDELRAHMAN Seifeldin	EGY	11 SEP 2001	17.01	<b>36.09</b> 19.08	
2	4	KALTSOUKALAS Georgios	GRE	09 APR 2005	17.89	<b>36.26</b> 18.37	0.17
3	3	HASSAN Tarek	EGY	15 DEC 2007	18.04	<b>37.37</b> 19.33	1.28
4	6	FIGINI Stefano	ITA	14 JUN 1987	18.04	<b>37.39</b> 19.35	1.30
5	7	LAMA GARCIA Daniel	ESP	17 APR 1998	18.41	<b>38.31</b> 19.90	2.22
6	2	SAYDAM Omer Faruk	TUR	05 OCT 1999	19.51	<b>43.23</b> 23.72	7.14

Issued: 14 SEP 2023 at 9:48

#### Heat 2 of 2

1	5	MEYER Hugo	FRA	04 NOV 1995	17.44	<b>36.44</b> 19.00	
2	3	PANAGIOTIDIS Georgios	GRE	28 DEC 2001	16.67	<b>36.65</b> 19.98	0.21
3	2	ALICICCO Guglielmo	ITA	25 JAN 2001	17.25	<b>36.97</b> 19.72	0.53
4	6	ZUGMEYER Colas	FRA	11 MAR 2001	18.26	<b>37.15</b> 18.89	0.71
5	7	ALLOUI Mohamed Amine	TUN	18 AUG 2007	18.74	<b>39.37</b> 20.63	2.93

NOT CLASSIFIED

4		STRIKINAC Filip	CRO	25 JAN 1993		<b>DSQ</b>	
1		KLZIE Ayman	SYR	07 JAN 1993		<b>DNS</b>	

Issued: 14 SEP 2023 at 9:53



## Results

RANK HEAT LANE SURNAME & NAME NOC BORN R.T. 50m TIME GAP FINA PTS

14 SEP 2023 - 9:40

### Men 100m Surface Swimming Heats

MR	33.94	KARETZOPOULOS Loukas	1991	GRE	Volos (GRE)	27 JUN 2016
GR	35.30	NOIR Alexandre	1994	FRA	Pescara (ITA)	01 SEP 2015

RANK	HEAT	LANE	SURNAME & NAME	NOC	BORN	R.T.	50m	TIME	GAP	FINA PTS
1	1	5	ABDELRAHMAN Seifeldin	EGY	11 SEP 2001		17.01	<b>36.09</b> 19.08		
2	1	4	KALTSOUKALAS Georgios	GRE	09 APR 2005		17.89	<b>36.26</b> 18.37	0.17	
3	2	5	MEYER Hugo	FRA	04 NOV 1995		17.44	<b>36.44</b> 19.00	0.35	
4	2	3	PANAGIOTIDIS Georgios	GRE	28 DEC 2001		16.67	<b>36.65</b> 19.98	0.56	
5	2	2	ALICICCO Guglielmo	ITA	25 JAN 2001		17.25	<b>36.97</b> 19.72	0.88	
6	2	6	ZUGMEYER Colas	FRA	11 MAR 2001		18.26	<b>37.15</b> 18.89	1.06	
7	1	3	HASSAN Tarek	EGY	15 DEC 2007		18.04	<b>37.37</b> 19.33	1.28	
8	1	6	FIGINI Stefano	ITA	14 JUN 1987		18.04	<b>37.39</b> 19.35	1.30	
9	1	7	LAMA GARCIA Daniel	ESP	17 APR 1998		18.41	<b>38.31</b> 19.90	2.22	
10	2	7	ALLOUI Mohamed Amine	TUN	18 AUG 2007		18.74	<b>39.37</b> 20.63	3.28	
11	1	2	SAYDAM Omer Faruk	TUR	05 OCT 1999		19.51	<b>43.23</b> 23.72	7.14	

#### NOT CLASSIFIED

2	4		STRIKINAC Filip	CRO	25 JAN 1993			<b>DSQ</b>		
2	1		KLZIE Ayman	SYR	07 JAN 1993			<b>DNS</b>		

Issued: 14 SEP 2023 at 9:54

## Results

RANK LANE SURNAME & NAME NOC BORN R.T. 50m TIME GAP FINA PTS

14 SEP 2023 - 17:50

### Men 100m Surface Swimming Final

MR	33.94	KARETZOPOULOS Loukas	1991	GRE	Volos (GRE)	27 JUN 2016
GR	35.30	NOIR Alexandre	1994	FRA	Pescara (ITA)	01 SEP 2015

### Final

1	6	PANAGIOTIDIS Georgios	GRE	28 DEC 2001	16.22	<b>35.48</b> 19.26	
2	5	KALTSOUKALAS Georgios	GRE	09 APR 2005	17.19	<b>35.98</b> 18.79	0.50
3	4	ABDELRAHMAN Seifeldin	EGY	11 SEP 2001	17.20	<b>36.58</b> 19.38	1.10
4	1	HASSAN Tarek	EGY	15 DEC 2007	17.35	<b>36.96</b> 19.61	1.48
5	2	ALICICCO Guglielmo	ITA	25 JAN 2001	17.09	<b>37.13</b> 20.04	1.65
6	7	ZUGMEYER Colas	FRA	11 MAR 2001	17.92	<b>37.42</b> 19.50	1.94
7	8	LAMA GARCIA Daniel	ESP	17 APR 1998	18.08	<b>37.74</b> 19.66	2.26

NOT CLASSIFIED

3		MEYER Hugo	FRA	04 NOV 1995		<b>DSQ</b>	
---	--	------------	-----	-------------	--	------------	--

15m +

Issued: 14 SEP 2023 at 18:17

## Medallists

MEDAL	SURNAME & NAME	DATE OF BIRTH	NOC	TIME
-------	----------------	---------------	-----	------

### Men 200m Surface Swimming

GOLD	<b>TOPARLAK Derin</b>	12 MAR 1997	<b>TUR</b>	<b>1:24.64</b>
SILVER	<b>ZUGMEYER Colas</b>	11 MAR 2001	<b>FRA</b>	<b>1:24.95</b>
BRONZE	<b>CARONNO Lorenzo</b>	21 JUN 2001	<b>ITA</b>	<b>1:25.29</b>

## Results

RANK	LANE	SURNAME & NAME	NOC	BORN	R.T.	50m	100m	150m	TIME	GAP	FINA PTS
------	------	----------------	-----	------	------	-----	------	------	------	-----	-------------

15 SEP 2023 - 10:10

### Men 200m Surface Swimming Heats

MR	1:20.37	FIGINI Stefano		1987	ITA	Lignano Sabbiadoro (ITA)	19 AUG 2012
GR	1:22.33	CHRISTOFORIDIS Christos		1995	GRE	Pescara (ITA)	02 SEP 2015

#### Heat 1 of 2

1	4	TOPARLAK Derin	TUR	12 MAR 1997	21.01	42.96 21.95	1:04.82 21.86	<b>1:26.53</b>	
2	5	FIGINI Stefano	ITA	14 JUN 1987	20.34	41.89 21.55	1:04.47 22.58	<b>1:26.69</b>	0.16
3	6	STIPKOVIC Vid	CRO	01 JUL 2000	20.98	42.71 21.73	1:05.43 22.72	<b>1:27.01</b>	0.48
4	3	PRUDHOMME Vincent	FRA	18 SEP 2001	19.99	41.45 21.46	1:04.31 22.86	<b>1:27.15</b>	0.62
5	2	ALOUJ Mohamed Amine	TUN	18 AUG 2007	20.70	42.97 22.27	1:06.82 23.85	<b>1:31.01</b>	4.48

Issued: 15 SEP 2023 at 10:15

#### Heat 2 of 2

1	2	ALI Mahmoud	EGY	01 MAY 2003	19.94	41.19 21.25	1:03.64 22.45	<b>1:26.24</b>	
2	3	CARONNO Lorenzo	ITA	21 JUN 2001	20.78	42.07 21.29	1:04.13 22.06	<b>1:26.33</b>	0.09
3	6	ABDELRAHMAN Seifeldin	EGY	11 SEP 2001	21.18	43.48 22.30	1:05.95 22.47	<b>1:27.45</b>	1.21
4	5	ZUGMEYER Colas	FRA	11 MAR 2001	20.78	43.04 22.26	1:05.84 22.80	<b>1:28.46</b>	2.22
5	4	KALTSOUKALAS Georgios	GRE	09 APR 2005	21.50	44.07 22.57	1:06.81 22.74	<b>1:29.06</b>	2.82

NOT CLASSIFIED

7		KLZIE Ayman	SYR	07 JAN 1993					<b>DNS</b>
---	--	-------------	-----	-------------	--	--	--	--	------------

Issued: 15 SEP 2023 at 10:20

## Results

RANK	HEAT	LANE	SURNAME & NAME	NOC	BORN	R.T.	50m	100m	150m	TIME	GAP	FINA PTS
------	------	------	----------------	-----	------	------	-----	------	------	------	-----	-------------

15 SEP 2023 - 10:10

### Men 200m Surface Swimming Heats

MR	1:20.37	FIGINI Stefano	1987	ITA	Lignano Sabbiadoro (ITA)	19 AUG 2012				
GR	1:22.33	CHRISTOFORIDIS Christos	1995	GRE	Pescara (ITA)	02 SEP 2015				
1	2	2	<b>ALI Mahmoud</b>	EGY	01 MAY 2003	19.94	41.19	1:03.64	<b>1:26.24</b>	
							21.25	22.45	22.60	
2	2	3	<b>CARONNO Lorenzo</b>	ITA	21 JUN 2001	20.78	42.07	1:04.13	<b>1:26.33</b>	0.09
							21.29	22.06	22.20	
3	1	4	<b>TOPARLAK Derin</b>	TUR	12 MAR 1997	21.01	42.96	1:04.82	<b>1:26.53</b>	0.29
							21.95	21.86	21.71	
4	1	5	<b>FIGINI Stefano</b>	ITA	14 JUN 1987	20.34	41.89	1:04.47	<b>1:26.69</b>	0.45
							21.55	22.58	22.22	
5	1	6	<b>STIPKOVIC Vid</b>	CRO	01 JUL 2000	20.98	42.71	1:05.43	<b>1:27.01</b>	0.77
							21.73	22.72	21.58	
6	1	3	<b>PRUDHOMME Vincent</b>	FRA	18 SEP 2001	19.99	41.45	1:04.31	<b>1:27.15</b>	0.91
							21.46	22.86	22.84	
7	2	6	<b>ABDELRAHMAN Seifeldin</b>	EGY	11 SEP 2001	21.18	43.48	1:05.95	<b>1:27.45</b>	1.21
							22.30	22.47	21.50	
8	2	5	<b>ZUGMEYER Colas</b>	FRA	11 MAR 2001	20.78	43.04	1:05.84	<b>1:28.46</b>	2.22
							22.26	22.80	22.62	
9	2	4	<b>KALTSOUKALAS Georgios</b>	GRE	09 APR 2005	21.50	44.07	1:06.81	<b>1:29.06</b>	2.82
							22.57	22.74	22.25	
10	1	2	<b>ALLOUI Mohamed Amine</b>	TUN	18 AUG 2007	20.70	42.97	1:06.82	<b>1:31.01</b>	4.77
							22.27	23.85	24.19	
NOT CLASSIFIED										
	2	7	<b>KLZIE Ayman</b>	SYR	07 JAN 1993				<b>DNS</b>	

Issued: 15 SEP 2023 at 10:21

## Results

RANK	LANE	SURNAME & NAME	NOC	BORN	R.T.	50m	100m	150m	TIME	GAP	FINA PTS
------	------	----------------	-----	------	------	-----	------	------	------	-----	-------------

15 SEP 2023 - 18:10

### Men 200m Surface Swimming Final

MR	1:20.37	FIGINI Stefano		1987	ITA	Lignano Sabbiadoro (ITA)	19 AUG 2012
GR	1:22.33	CHRISTOFORIDIS Christos		1995	GRE	Pescara (ITA)	02 SEP 2015

### Final

1	3	TOPARLAK Derin	TUR	12 MAR 1997	20.04	41.07 21.03	1:02.61 21.54	<b>1:24.64</b> 22.03	
2	8	ZUGMEYER Colas	FRA	11 MAR 2001	19.94	41.53 21.59	1:03.35 21.82	<b>1:24.95</b> 21.60	0.31
3	5	CARONNO Lorenzo	ITA	21 JUN 2001	19.94	41.24 21.30	1:03.02 21.78	<b>1:25.29</b> 22.27	0.65
4	6	FIGINI Stefano	ITA	14 JUN 1987	19.84	41.00 21.16	1:03.02 22.02	<b>1:25.83</b> 22.81	1.19
5	4	ALI Mahmoud	EGY	01 MAY 2003	19.54	40.64 21.10	1:02.93 22.29	<b>1:26.22</b> 23.29	1.58
6	1	ABDELRAHMAN Seifeldin	EGY	11 SEP 2001	19.61	41.56 21.95	1:04.22 22.66	<b>1:26.65</b> 22.43	2.01
7	2	STIPKOVIC Vid	CRO	01 JUL 2000	20.50	42.04 21.54	1:04.77 22.73	<b>1:27.65</b> 22.88	3.01
8	7	PRUDHOMME Vincent	FRA	18 SEP 2001	20.28	41.77 21.49	1:04.57 22.80	<b>1:28.39</b> 23.82	3.75

Issued: 15 SEP 2023 at 18:26

## Medallists

MEDAL	SURNAME & NAME	DATE OF BIRTH	NOC	TIME
-------	----------------	---------------	-----	------

### Men 400m Surface Swimming

GOLD	<b>KALFIDIS Ilias</b>	10 JUN 2005	<b>GRE</b>	<b>3:05.11</b>
SILVER	<b>TOPARLAK Derin</b>	12 MAR 1997	<b>TUR</b>	<b>3:05.98</b>
BRONZE	<b>CARONNO Lorenzo</b>	21 JUN 2001	<b>ITA</b>	<b>3:07.49</b>

## Results

RANK	LANE	SURNAME & NAME			NOC	BORN					R.T.	TIME	GAP	FINA	PTS
	50m	100m	150m	200m	250m	300m	350m								

14 SEP 2023 - 10:20

### Men 400m Surface Swimming Heats

MR	2:57.07	FIGINI Stefano	1987	ITA	Lignano Sabbiadoro (ITA)	16 AUG 2012
GR	3:01.58	CHRISTOFORIDIS Christos	1995	GRE	Pescara (ITA)	01 SEP 2015

#### Heat 1 of 2

1	3	<b>ARMOUTSIS Marios</b>	GRE	21 AUG 2000					<b>3:11.47</b>	
		22.16(4) 45.24(3) 23.08 24.02		1:09.26(3) 24.37 24.65		2:23.25(3) 24.97		2:48.05(3) 24.80		23.42
2	4	<b>KALFIDIS Ilias</b>	GRE	10 JUN 2005					<b>3:11.51</b>	0.04
		21.89(2) 45.17(2) 23.28 23.99		1:09.16(2) 23.84 24.76		2:22.82(2) 25.06		2:48.08(4) 25.26		23.43
3	6	<b>YOUSSEF Ibrahim</b>	EGY	21 DEC 2008					<b>3:11.65</b>	0.18
		21.94(3) 45.56(4) 23.62 24.33		1:09.89(4) 24.14 24.54		2:23.29(4) 24.72		2:48.01(2) 24.72		23.64
4	5	<b>ALI Mahmoud</b>	EGY	01 MAY 2003					<b>3:12.13</b>	0.66
		21.84(1) 45.09(1) 23.25 23.53		1:08.62(1) 24.28 24.66		2:22.77(1) 25.21		2:47.96(1) 25.19		24.17
5	7	<b>OMRANE Ahmed</b>	TUN	29 JUN 2006					<b>3:43.94</b>	32.47
		23.54(5) 49.22(5) 25.68 27.97		1:17.19(5) 28.86 29.94		2:45.71(5) 29.72		3:15.28(5) 29.57		28.66

NOT CLASSIFIED

2	<b>KLZIE Ayman</b>	SYR	07 JAN 1993						<b>DNS</b>	
---	--------------------	-----	-------------	--	--	--	--	--	------------	--

Issued: 14 SEP 2023 at 10:33

#### Heat 2 of 2

1	4	<b>TOPARLAK Derin</b>	TUR	12 MAR 1997					<b>3:09.26</b>	
		21.72(1) 45.02(1) 23.30 23.42		1:08.44(1) 23.77 23.83		2:20.35(1) 24.31		2:44.93(1) 24.58		24.33
2	5	<b>CARONNO Lorenzo</b>	ITA	21 JUN 2001					<b>3:12.58</b>	3.32
		21.80(2) 45.07(2) 23.27 23.86		1:08.93(2) 23.94 24.48		2:22.31(2) 24.96		2:47.98(2) 25.67		24.60
3	2	<b>STIPKOVIC Vid</b>	CRO	01 JUL 2000					<b>3:12.96</b>	3.70
		22.47(5) 46.38(6) 23.91 24.22		1:10.60(4) 24.36 25.49		2:25.43(5) 24.98		2:50.44(5) 25.01		22.52
4	3	<b>PRUDHOMME Vincent</b>	FRA	18 SEP 2001					<b>3:13.07</b>	3.81
		22.13(3) 45.57(3) 23.44 24.13		1:09.70(3) 24.11 24.81		2:23.38(3) 24.76		2:49.07(3) 25.69		24.00
5	6	<b>DE CEGNIE Davide</b>	ITA	12 MAY 1990					<b>3:14.69</b>	5.43
		22.47(5) 46.26(5) 23.79 24.39		1:10.65(5) 24.51 24.64		2:25.04(4) 25.24		2:50.22(4) 25.18		24.47
6	7	<b>ALLOUI Mohamed Amine</b>	TUN	18 AUG 2007					<b>3:19.52</b>	10.26
		22.44(4) 46.24(4) 23.80 24.61		1:10.85(6) 24.96 25.98		2:28.28(6) 26.49		2:54.55(6) 26.27		24.97

Issued: 14 SEP 2023 at 10:39



## Results

RANK	HEAT	LANE	SURNAME & NAME			NOC	BORN			R.T.	TIME	GAP	FINA PTS
		50m	100m	150m	200m	250m	300m	350m					

14 SEP 2023 - 10:20

### Men 400m Surface Swimming Heats

MR	2:57.07		FIGINI Stefano		1987	ITA	Lignano Sabbiadoro (ITA)		16 AUG 2012
GR	3:01.58		CHRISTOFORIDIS Christos		1995	GRE	Pescara (ITA)		01 SEP 2015
1	2	4	<b>TOPARLAK Derin</b>	TUR	12 MAR 1997				<b>3:09.26</b>
		21.72	45.02	1:08.44	1:32.21	1:56.04	2:20.35	2:44.93	
			23.30	23.42	23.77	23.83	24.31	24.58	24.33
2	1	3	<b>ARMOUTSIS Marios</b>	GRE	21 AUG 2000				<b>3:11.47</b>
		22.16	45.24	1:09.26	1:33.63	1:58.28	2:23.25	2:48.05	2.21
			23.08	24.02	24.37	24.65	24.97	24.80	23.42
3	1	4	<b>KALFIDIS Ilias</b>	GRE	10 JUN 2005				<b>3:11.51</b>
		21.89	45.17	1:09.16	1:33.00	1:57.76	2:22.82	2:48.08	2.25
			23.28	23.99	23.84	24.76	25.06	25.26	23.43
4	1	6	<b>YOUSSEF Ibrahim</b>	EGY	21 DEC 2008				<b>3:11.65</b>
		21.94	45.56	1:09.89	1:34.03	1:58.57	2:23.29	2:48.01	2.39
			23.62	24.33	24.14	24.54	24.72	24.72	23.64
5	1	5	<b>ALI Mahmoud</b>	EGY	01 MAY 2003				<b>3:12.13</b>
		21.84	45.09	1:08.62	1:32.90	1:57.56	2:22.77	2:47.96	2.87
			23.25	23.53	24.28	24.66	25.21	25.19	24.17
6	2	5	<b>CARONNO Lorenzo</b>	ITA	21 JUN 2001				<b>3:12.58</b>
		21.80	45.07	1:08.93	1:32.87	1:57.35	2:22.31	2:47.98	3.32
			23.27	23.86	23.94	24.48	24.96	25.67	24.60
7	2	2	<b>STIPKOVIC Vid</b>	CRO	01 JUL 2000				<b>3:12.96</b>
		22.47	46.38	1:10.60	1:34.96	2:00.45	2:25.43	2:50.44	3.70
			23.91	24.22	24.36	25.49	24.98	25.01	22.52
8	2	3	<b>PRUDHOMME Vincent</b>	FRA	18 SEP 2001				<b>3:13.07</b>
		22.13	45.57	1:09.70	1:33.81	1:58.62	2:23.38	2:49.07	3.81
			23.44	24.13	24.11	24.81	24.76	25.69	24.00
9	2	6	<b>DE CEGLIE Davide</b>	ITA	12 MAY 1990				<b>3:14.69</b>
		22.47	46.26	1:10.65	1:35.16	1:59.80	2:25.04	2:50.22	5.43
			23.79	24.39	24.51	24.64	25.24	25.18	24.47
10	2	7	<b>ALLOU Mohamed Amine</b>	TUN	18 AUG 2007				<b>3:19.52</b>
		22.44	46.24	1:10.85	1:35.81	2:01.79	2:28.28	2:54.55	10.26
			23.80	24.61	24.96	25.98	26.49	26.27	24.97
11	1	7	<b>OMRANE Ahmed</b>	TUN	29 JUN 2006				<b>3:43.94</b>
		23.54	49.22	1:17.19	1:46.05	2:15.99	2:45.71	3:15.28	34.68
			25.68	27.97	28.86	29.94	29.72	29.57	28.66
NOT CLASSIFIED									
	1	2	<b>KLZIE Ayman</b>	SYR	07 JAN 1993				<b>DNS</b>

Issued: 14 SEP 2023 at 10:40

## Results

RANK	LANE	SURNAME & NAME			NOC	BORN			R.T.	TIME	GAP	FINA PTS
	50m	100m	150m	200m	250m	300m	350m					

14 SEP 2023 - 18:30

### Men 400m Surface Swimming Final

<b>MR</b>	<b>2:57.07</b>	<b>FIGINI Stefano</b>		1987	ITA	Lignano Sabbiadoro (ITA)	16 AUG 2012
<b>GR</b>	<b>3:01.58</b>	<b>CHRISTOFORIDIS Christos</b>		1995	GRE	Pescara (ITA)	01 SEP 2015

### Final

RANK	LANE	SURNAME & NAME	NOC	BORN	50m	100m	150m	200m	250m	300m	350m	TIME	GAP	PTS
1	3	<b>KALFIDIS Ilias</b>	GRE	10 JUN 2005	21.15(3)	43.51(3)	1:06.67(3)	1:30.52(4)	1:53.74(3)	2:17.52(2)	2:41.51(2)	<b>3:05.11</b>		
					22.36	23.16	23.85	23.22	23.78	23.99	23.60			
2	4	<b>TOPARLAK Derin</b>	TUR	12 MAR 1997	20.95(2)	43.17(1)	1:05.73(1)	1:28.75(1)	1:52.07(1)	2:15.80(1)	2:39.92(1)	<b>3:05.98</b>	0.87	
					22.22	22.56	23.02	23.32	23.73	24.12	26.06			
3	7	<b>CARONNO Lorenzo</b>	ITA	21 JUN 2001	21.35(4)	43.81(4)	1:06.76(4)	1:30.25(3)	1:53.92(4)	2:18.26(4)	2:43.36(4)	<b>3:07.49</b>	2.38	
					22.46	22.95	23.49	23.67	24.34	25.10	24.13			
4	2	<b>ALI Mahmoud</b>	EGY	01 MAY 2003	20.84(1)	43.22(2)	1:06.08(2)	1:29.63(2)	1:53.29(2)	2:17.94(3)	2:43.19(3)	<b>3:10.26</b>	5.15	
					22.38	22.86	23.55	23.66	24.65	25.25	27.07			
5	8	<b>PRUDHOMME Vincent</b>	FRA	18 SEP 2001	21.66(5)	45.02(7)	1:08.75(7)	1:32.92(6)	1:57.44(6)	2:21.98(5)	2:46.73(5)	<b>3:10.73</b>	5.62	
					23.36	23.73	24.17	24.52	24.54	24.75	24.00			
6	5	<b>ARMOUTSIS Marios</b>	GRE	21 AUG 2000	21.79(7)	44.65(5)	1:08.11(5)	1:32.49(5)	1:57.00(5)	2:22.32(6)	2:47.63(6)	<b>3:12.47</b>	7.36	
					22.86	23.46	24.38	24.51	25.32	25.31	24.84			
7	6	<b>YOUSSEF Ibrahim</b>	EGY	21 DEC 2008	21.76(6)	44.78(6)	1:08.72(6)	1:34.08(7)	1:58.87(7)	2:24.12(7)	2:49.09(7)	<b>3:13.16</b>	8.05	
					23.02	23.94	25.36	24.79	25.25	24.97	24.07			
8	1	<b>STIPKOVIC Vid</b>	CRO	01 JUL 2000	22.06(8)	45.33(8)	1:09.47(8)	1:34.97(8)	2:01.33(8)	2:27.60(8)	2:54.12(8)	<b>3:21.35</b>	16.24	
					23.27	24.14	25.50	26.36	26.27	26.52	27.23			

Issued: 14 SEP 2023 at 19:12

## Medallists

MEDAL	SURNAME & NAME	DATE OF BIRTH	NOC	TIME
-------	----------------	---------------	-----	------

### Men 4km Surface Swimming

GOLD	<b>ARMOUTSIS Marios</b>	21 AUG 2000	<b>GRE</b>	<b>38:43.5</b>
SILVER	<b>KALFIDIS Ilias</b>	10 JUN 2005	<b>GRE</b>	<b>38:44.9</b>
BRONZE	<b>DE CEGLIE Davide</b>	12 MAY 1990	<b>ITA</b>	<b>39:03.9</b>

## Results

RANK	LANE	SURNAME & NAME	NOC	BORN	R.T.	1000m	2000 m	3000 m	TIME	GAP	FINA PTS
<b>Men 4km Surface Swimming Final</b>											
16 SEP 2023 - 8:00											
1	11	ARMOUTSIS Marios	GRE	21 AUG 2000		9:33.1	19:20.0 9:46.8	29:13.6 9:53.6	<b>38:43.5</b> 9:29.9		
2	10	KALFIDIS Ilias	GRE	10 JUN 2005		9:35.1	19:21.8 9:46.6	29:15.5 9:53.7	<b>38:44.9</b> 9:29.4	1.4	
3	9	DE CEGLIE Davide	ITA	12 MAY 1990		9:40.5	19:24.0 9:43.4	29:19.2 9:55.2	<b>39:03.9</b> 9:44.6	20.4	
4	5	TOPARLAK Derin	TUR	12 MAR 1997		9:43.7	19:29.2 9:45.4	29:29.3 10:00.1	<b>39:25.7</b> 9:56.3	42.1	
5	12	ALI Mahmoud	EGY	01 MAY 2003		9:43.5	19:52.0 10:08.5	30:12.5 10:20.5	<b>40:21.0</b> 10:08.5	1:37.5	
6	4	STIPKOVIC Vid	CRO	01 JUL 2000		10:15.6	20:45.8 10:30.1	31:48.2 11:02.4	<b>42:46.8</b> 10:58.5	4:03.2	
7	13	PRUDHOMME Vincent	FRA	18 SEP 2001		10:10.6	20:53.0 10:42.3	31:50.6 10:57.5	<b>42:50.0</b> 10:59.4	4:06.5	
8	3	ALOUJ Mohamed Amine	TUN	18 AUG 2007		10:20.6	20:56.0 10:35.3	32:35.7 11:39.7	<b>43:47.6</b> 11:11.9	5:04.1	
NOT CLASSIFIED											
1		MEYER Hugo	FRA	04 NOV 1995					<b>DNF</b>		
8		YOUSSEF Ibrahim <i>Lost equipment</i>	EGY	21 DEC 2008					<b>DSQ</b>		
2		ZUGMEYER Colas	FRA	11 MAR 2001					<b>DNS</b>		

Issued: 16 SEP 2023 at 8:59

## Medallists

MEDAL	SURNAME & NAME	DATE OF BIRTH	NOC	TIME
-------	----------------	---------------	-----	------

### Mixed 4 x 50 m Bi-Fins

GOLD	<b>ITALY</b>		<b>ITA</b>	<b>1:21.55</b>	MR-GR
	ROMANO Riccardo	28 AUG 1998			
	DESTEFANI Giorgia	06 MAY 2006			
	MARTIN Patrick	17 MAR 2005			
SILVER	<b>FRANCE</b>		<b>FRA</b>	<b>1:23.17</b>	
	DE ZALDIVAR Theo	27 DEC 2001			
	FATRAS Emilie	23 SEP 2002			
	SALSANO Charles	30 SEP 2003			
BRONZE	<b>CROATIA</b>		<b>CRO</b>	<b>1:23.81</b>	
	VERGER Anais	24 SEP 2000			
	STRIKINAC Filip	25 JAN 1993			
	BASSI Dora	30 JAN 1993			
	MARIC Ognjen	04 NOV 2000			
	GALIC Gloria	28 DEC 2005			

## Results

RANK HEAT LANE NOC RELAY R.T. 50m TIME GAP FINA  
SURNAME & NAME BORN PTS

15 SEP 2023 - 10:40

### Mixed 4 x 50 m Bi-Fins Heats

MR	1:23.43	ITALY	ITA	Patras (GRE)	27 AUG 2019
GR	1:23.43	ITALY	ITA	Patras (GRE)	27 AUG 2019
1	1	4	<b>CRO CROATIA</b>		<b>1:26.51</b>
			DURDEVIC Nikola (M) 28 OCT 2004	21.80	21.80
			BASSI Dora (W) 30 JAN 1993	22.80	44.60
			STRIKINAC Filip (M) 25 JAN 1993	19.35	1:03.95
			GALIC Gloria (W) 28 DEC 2005	22.56	1:26.51
2	2	5	<b>EGY EGYPT</b>		<b>1:26.76</b> 0.25
			RADWAN Ahmed (M) 08 DEC 2005	20.73	20.73
			ISMAIL Basmala (W) 10 NOV 2004	23.08	43.81
			HASSAN Tarek (M) 15 DEC 2007	20.31	1:04.12
			ABOULROUS Login (W) 04 NOV 2007	22.64	1:26.76
3	2	6	<b>GRE GREECE</b>		<b>1:27.34</b> 0.83
			KALTSOUKALAS Georgios (M) 09 APR 2005	21.59	21.59
			PANTELOGLOU Lydia (W) 28 DEC 2007	22.30	43.89
			MANTZAKOS Georgios (M) 04 NOV 2005	20.85	1:04.74
			PERAKI Georgia (W) 12 SEP 2006	22.60	1:27.34
4	1	5	<b>TUN TUNISIA</b>		<b>1:28.21</b> 1.70
			NEFFATI Youssef (M) 01 AUG 2001	20.05	20.05
			BEN SLAMA Meyssa (W) 21 FEB 2006	23.99	44.04
			CHIHID Ridha (M) 10 FEB 2006	20.51	1:04.55
			BEN SLAMA Ryhem (W) 16 JAN 2004	23.66	1:28.21
5	2	2	<b>FRA FRANCE</b>		<b>1:28.28</b> 1.77
			CHEDRU Sebastien (M) 05 OCT 1999	20.95	20.95
			ROBISSON Oriane (W) 03 JAN 2005	24.19	45.14
			PRUDHOMME Vincent (M) 18 SEP 2001	19.92	1:05.06
			GERARD Pauline (W) 28 JUL 1998	23.22	1:28.28
6	1	3	<b>ESP SPAIN</b>		<b>1:29.53</b> 3.02
			ALONSO TELLEZ Jose A. (M) 13 JUN 1988	20.67	20.67
			LACUNZA ELIZALDE Irati (W) 10 JUN 1996	24.52	45.19
			LAMA GARCIA Daniel (M) 17 APR 1998	20.11	1:05.30
			FARGAS MEXIA Sonia (W) 13 APR 1998	24.23	1:29.53
7	2	4	<b>ITA ITALY</b>		<b>1:35.06</b> 8.55
			ROMANO Riccardo (M) 28 AUG 1998	20.95	20.95
			DESTEFANI Giorgia (W) 06 MAY 2006	23.80	44.75
			MARTIN Patrick (M) 17 MAR 2005	21.70	1:06.45
			MAGOGA Viola (W) 22 MAY 2001	28.61	1:35.06
8	1	6	<b>ALG ALGERIA</b>		<b>1:40.97</b> 14.46
			BOUALI Redouane (M) 29 OCT 2002	21.84	21.84
			CHATER Sarra (W) 29 JAN 2003	27.41	49.25
			MOUBARKI Mohamed Bachir (M) 07 OCT 2000	23.85	1:13.10
			GHAZI Lina (W) 23 SEP 1998	27.87	1:40.97
9	2	3	<b>TUR TURKIYE</b>		<b>1:47.22</b> 20.71
			SAYDAM Omer Faruk (M) 05 OCT 1999	29.72	29.72
			RAMAZANOGLU Adasu (W) 24 FEB 2007	26.68	56.40
			TOPARLAK Derin (M) 12 MAR 1997	27.76	1:24.16
			ONAL Ece Imge (W) 28 JUL 2004	23.06	1:47.22

Issued: 15 SEP 2023 at 10:57

## Results

RANK	LANE	NOC	RELAY	SURNAME & NAME	BORN	R.T.	50m	TIME	GAP	FINA	PTS
------	------	-----	-------	----------------	------	------	-----	------	-----	------	-----

15 SEP 2023 - 10:40

### Mixed 4 x 50 m Bi-Fins Heats

MR	1:23.43	ITALY	ITA	Patras (GRE)	27 AUG 2019
GR	1:23.43	ITALY	ITA	Patras (GRE)	27 AUG 2019

#### Heat 1 of 2

1	4	<b>CRO CROATIA</b>						<b>1:26.51</b>		
		DURDEVIC Nikola	(M)	28 OCT 2004		21.80		21.80		
		BASSI Dora	(W)	30 JAN 1993		22.80		44.60		
		STRIKINAC Filip	(M)	25 JAN 1993		19.35		1:03.95		
		GALIC Gloria	(W)	28 DEC 2005		22.56		1:26.51		
2	5	<b>TUN TUNISIA</b>						<b>1:28.21</b>	1.70	
		NEFFATI Youssef	(M)	01 AUG 2001		20.05		20.05		
		BEN SLAMA Meysa	(W)	21 FEB 2006		23.99		44.04		
		CHIH Rihda	(M)	10 FEB 2006		20.51		1:04.55		
		BEN SLAMA Ryhem	(W)	16 JAN 2004		23.66		1:28.21		
3	3	<b>ESP SPAIN</b>						<b>1:29.53</b>	3.02	
		ALONSO TELLEZ Jose A.	(M)	13 JUN 1988		20.67		20.67		
		LACUNZA ELIZALDE Irati	(W)	10 JUN 1996		24.52		45.19		
		LAMA GARCIA Daniel	(M)	17 APR 1998		20.11		1:05.30		
		FARGAS MEXIA Sonia	(W)	13 APR 1998		24.23		1:29.53		
4	6	<b>ALG ALGERIA</b>						<b>1:40.97</b>	14.46	
		BOUALI Redouane	(M)	29 OCT 2002		21.84		21.84		
		CHATER Sarra	(W)	29 JAN 2003		27.41		49.25		
		MOUBARKI Mohamed Bachir	(M)	07 OCT 2000		23.85		1:13.10		
		GHAZI Lina	(W)	23 SEP 1998		27.87		1:40.97		

Issued: 15 SEP 2023 at 10:51

#### Heat 2 of 2

1	5	<b>EGY EGYPT</b>						<b>1:26.76</b>		
		RADWAN Ahmed	(M)	08 DEC 2005		20.73		20.73		
		ISMAIL Basmala	(W)	10 NOV 2004		23.08		43.81		
		HASSAN Tarek	(M)	15 DEC 2007		20.31		1:04.12		
		ABOULROUS Login	(W)	04 NOV 2007		22.64		1:26.76		
2	6	<b>GRE GREECE</b>						<b>1:27.34</b>	0.58	
		KALTSOUKALAS Georgios	(M)	09 APR 2005		21.59		21.59		
		PANTELOGLOU Lydia	(W)	28 DEC 2007		22.30		43.89		
		MANTZAKOS Georgios	(M)	04 NOV 2005		20.85		1:04.74		
		PERAKI Georgia	(W)	12 SEP 2006		22.60		1:27.34		
3	2	<b>FRA FRANCE</b>						<b>1:28.28</b>	1.52	
		CHEDRU Sebastien	(M)	05 OCT 1999		20.95		20.95		
		ROBISSON Oriane	(W)	03 JAN 2005		24.19		45.14		
		PRUDHOMME Vincent	(M)	18 SEP 2001		19.92		1:05.06		
		GERARD Pauline	(W)	28 JUL 1998		23.22		1:28.28		
4	4	<b>ITA ITALY</b>						<b>1:35.06</b>	8.30	
		ROMANO Riccardo	(M)	28 AUG 1998		20.95		20.95		
		DESTEFANI Giorgia	(W)	06 MAY 2006		23.80		44.75		
		MARTIN Patrick	(M)	17 MAR 2005		21.70		1:06.45		
		MAGOGA Viola	(W)	22 MAY 2001		28.61		1:35.06		
5	3	<b>TUR TURKIYE</b>						<b>1:47.22</b>	20.46	
		SAYDAM Omer Faruk	(M)	05 OCT 1999		29.72		29.72		
		RAMAZANOGLU Adasu	(W)	24 FEB 2007		26.68		56.40		
		TOPARLAK Derin	(M)	12 MAR 1997		27.76		1:24.16		
		ONAL Ece Imge	(W)	28 JUL 2004		23.06		1:47.22		

Issued: 15 SEP 2023 at 10:56

## Results

RANK	LANE	SURNAME & NAME	NOC	BORN	R.T.	50m	100m	150m	TIME	GAP	FINA PTS
------	------	----------------	-----	------	------	-----	------	------	------	-----	-------------

15 SEP 2023 - 18:40

### Mixed 4 x 50 m Bi-Fins Final

MR	1:23.43	ITALY	ITA	Patras (GRE)	27 AUG 2019
GR	1:23.43	ITALY	ITA	Patras (GRE)	27 AUG 2019

### Final

RANK	LANE	NOC	50m	100m	150m	TIME	GAP	FINA PTS
1	1	ITALY	19.46	41.25	59.91	<b>1:21.55</b>		MR-GR
				21.79	18.66	21.64		
				21.79	18.66	21.64		
				21.79	18.66	21.64		
2	2	FRANCE	19.68	41.86	1:00.62	<b>1:23.17</b>	1.62	
				22.18	18.76	22.55		
				22.18	18.76	22.55		
				22.18	18.76	22.55		
3	4	CROATIA	19.98	42.22	1:01.59	<b>1:23.81</b>	2.26	
				22.24	19.37	22.22		
				22.24	19.37	22.22		
				22.24	19.37	22.22		
4	3	GREECE	20.21	42.43	1:02.68	<b>1:24.26</b>	2.71	
				22.22	20.25	21.58		
				22.22	20.25	21.58		
				22.22	20.25	21.58		
5	5	EGYPT	20.46	43.30	1:02.78	<b>1:25.24</b>	3.69	
				22.84	19.48	22.46		
				22.84	19.48	22.46		
				22.84	19.48	22.46		
6	6	TUNISIA	19.58	43.21	1:03.50	<b>1:26.79</b>	5.24	
				23.63	20.29	23.29		
				23.63	20.29	23.29		
				23.63	20.29	23.29		
7	7	SPAIN	20.20	44.10	1:04.04	<b>1:27.57</b>	6.02	
				23.90	19.94	23.53		
				23.90	19.94	23.53		
				23.90	19.94	23.53		
8	8	ALGERIA				<b>1:40.97</b>	19.42	

Issued: 15 SEP 2023 at 19:17



## Medallists

MEDAL SURNAME & NAME DATE OF BIRTH NOC TIME

### Mixed 4 x 100m Surface Swimming

GOLD	<b>GREECE</b>		<b>GRE</b>	<b>2:33.19</b>	MR-GR
	PANAGIOTIDIS Georgios	28 DEC 2001			
	TELIOUSI Ifigeneia	26 MAY 2008			
	KALTSOUKALAS Georgios	09 APR 2005			
	TSIGKOIA Vasileia	23 JUL 1997			
SILVER	<b>FRANCE</b>		<b>FRA</b>	<b>2:35.39</b>	
	ZUGMEYER Colas	11 MAR 2001			
	ROBISSON Oriane	03 JAN 2005			
	MEYER Hugo	04 NOV 1995			
	VERGER Anais	24 SEP 2000			
BRONZE	<b>ITALY</b>		<b>ITA</b>	<b>2:36.14</b>	
	ALICICCO Guglielmo	25 JAN 2001			
	CRIVELLO Valentina	28 JAN 2008			
	FIGINI Stefano	14 JUN 1987			
	DESTEFANI Giorgia	06 MAY 2006			

## Results

RANK LANE NOC RELAY R.T. 50m 100m TIME GAP FINA PTS  
SURNAME & NAME BORN

14 SEP 2023 - 18:40

### Mixed 4 x 100m Surface Swimming Final

MR	GR	2:33.66	GREECE	GRE	Patras (GRE)	26 AUG 2019			
1	2	<b>GRE GREECE</b>							
		PANAGIOTIDIS Georgios	(M)	28 DEC 2001	16.19	35.62	35.62		
		TELIOUSI Ifigeneia	(W)	26 MAY 2008	19.94	42.14	1:17.76		
		KALTSOUKALAS Georgios	(M)	09 APR 2005	16.83	34.86	1:52.62		
		TSIGKOIA Vasileia	(W)	23 JUL 1997	19.11	40.57	2:33.19		
2	6	<b>FRA FRANCE</b>					<b>2:35.39</b>	2.20	
		ZUGMEYER Colas	(M)	11 MAR 2001	17.83	36.57	36.57		
		ROBISSON Oriane	(W)	03 JAN 2005	19.54	42.26	1:18.83		
		MEYER Hugo	(M)	04 NOV 1995	16.76	35.67	1:54.50		
		VERGER Anais	(W)	24 SEP 2000	19.25	40.89	2:35.39		
3	4	<b>ITA ITALY</b>					<b>2:36.14</b>	2.95	
		ALICICCO Guglielmo	(M)	25 JAN 2001	17.91	37.04	37.04		
		CRIVELLO Valentina	(W)	28 JAN 2008	19.42	42.07	1:19.11		
		FIGINI Stefano	(M)	14 JUN 1987	16.77	36.92	1:56.03		
		DESTEFANI Giorgia	(W)	06 MAY 2006	18.98	40.11	2:36.14		
4	5	<b>EGY EGYPT</b>					<b>2:38.28</b>	5.09	
		ABDELRAHMAN Seifeldin	(M)	11 SEP 2001	16.71	36.06	36.06		
		MOHAMED Mennatalla	(W)	07 SEP 2008	20.23	44.92	1:20.98		
		HASSAN Tarek	(M)	15 DEC 2007	17.02	36.91	1:57.89		
		HASSAN Gamila	(W)	18 OCT 2005	19.32	40.39	2:38.28		
5	3	<b>TUR TURKIYE</b>					<b>2:55.63</b>	22.44	
		SAYDAM Omer Faruk	(M)	05 OCT 1999	18.05	40.13	40.13		
		ONAL Ece Imge	(W)	28 JUL 2004	23.13	49.41	1:29.54		
		TOPARLAK Derin	(M)	12 MAR 1997	19.79	42.62	2:12.16		
		RAMAZANOGLU Adasu	(W)	24 FEB 2007	20.84	43.47	2:55.63		

Issued: 14 SEP 2023 at 19:28

## Medallists

MEDAL	SURNAME & NAME	DATE OF BIRTH	NOC	TIME
-------	----------------	---------------	-----	------

### Mixed 4 x 2km Surface Swimming

GOLD	<b>EGYPT</b>		<b>EGY</b>	<b>1:19:06.7</b>
	ALI Mahmoud	01 MAY 2003		
	HAGRASS Nada	22 SEP 2005		
	YOUSSEF Ibrahim	21 DEC 2008		
SILVER	<b>GREECE</b>		<b>GRE</b>	<b>1:19:14.8</b>
	ARMOUTSIS Marios	21 AUG 2000		
	KARATSIVI Athanasia	22 DEC 2002		
	KALFIDIS Ilias	10 JUN 2005		
BRONZE	<b>ITALY</b>		<b>ITA</b>	<b>1:19:59.3</b>
	DE CEGLIE Davide	12 MAY 1990		
	SEVIGNANI Silvia	18 JUL 1997		
	CARONNO Lorenzo	21 JUN 2001		
	ZAGHET Mara	22 SEP 1995		

## Results

RANK	LANE	SURNAME & NAME	NOC	BORN	R.T.	2000m	4000m	6000m	TIME	GAP	FINA PTS
<b>16 SEP 2023 - 16:00</b>											
<b>Mixed 4 x 2km Surface Swimming Final</b>											
1	20	<b>EGYPT</b>	EGY			19:16.7	39:38.8 20:22.1	58:57.0 19:18.2	<b>1:19:06.7</b> 20:09.7		
2	40	<b>GREECE</b>	GRE			19:16.2	39:42.2 20:26.0	58:19.5 18:37.3	<b>1:19:14.8</b> 20:55.2	8.0	
3	50	<b>ITALY</b>	ITA			19:21.6	40:15.1 20:53.5	:00:04.8 19:49.7	<b>1:19:59.3</b> 19:54.5	52.5	
4	30	<b>FRANCE</b>	FRA			20:06.2	42:51.6 22:45.4	:02:28.9 19:37.3	<b>1:23:43.5</b> 21:14.6	4:36.8	
5	60	<b>TURKIYE</b>	TUR			19:11.8	41:25.5 22:13.7	:07:07.2 25:41.7	<b>-1 Lap</b>		
NOT CLASSIFIED											
	10	<b>ALGERIA</b>	ALG						<b>DNS</b>		

Issued: 16 SEP 2023 at 17:56



# 3x3 BASKETBALL

RESULTS  
BOOK

3<sup>rd</sup>  
MEDITERRANEAN  
BEACH GAMES





## Medallists by event

As of TUE 12 SEP 2023 at 22:57

Event	Date	Medal	Name	Country Code
Women	TUE 12 SEP 2023	Gold	<b>GREECE</b> CHATZIVASILEIOU Ioanna KORRE Zoi MANGINA Eleftheria ANASTASOPOULOU Christina	GRE
		Silver	<b>SLOVENIA</b> MEGLIC STEHARNIK Tiana PINTAR Eliza PAVLIC Zala PEREZ Yeisy Alexandra	SLO
		Bronze	<b>CROATIA</b> UJEVIC Ivana PRNJAK Nina DUJIC Nikolina SOLDO Marija	CRO



## Medallists by event

As of TUE 12 SEP 2023 at 22:57

Event	Date	Medal	Name	Country Code
Men	TUE 12 SEP 2023	Gold	<b>GREECE</b> BARMPAS Dimitrios PETRIDIS Ilias KALIANIOTIS Georgios ZARKADOULAS Vasileios	GRE
		Silver	<b>CROATIA</b> JURICKI Luka ANTOLIC Borna SEDLAR Roko JACOVIC Jakov	CRO
		Bronze	<b>SLOVENIA</b> GERBEC Martin ZIZMOND Matevz HASKIC Elmir OBERLAJT Jaka	SLO



## Competition Schedule

As of MON 11 SEP 2023 at 22:35

Date	Start Time	Estimated Finish Time	Teams	Gender	Phase	Game No.	
SUN 10 SEP 2023	19:00	19:20	KOS vs MKD	Men	Preliminary Group A	1	
	19:25	19:45	SLO vs EGY	Men	Preliminary Group B	2	
	19:50	20:10	KOS vs CRO	Men	Preliminary Group A	3	
	20:15	20:35	TUN vs ALG	Men	Preliminary Group B	4	
	20:40	21:00	MKD vs CRO	Men	Preliminary Group A	5	
	21:05	21:25	TUN vs KOS	Women	Preliminary Group A	6	
	21:30	21:50	EGY vs ALG	Men	Preliminary Group B	7	
	21:55	22:15	GRE vs MKD	Men	Preliminary Group A	8	
	22:20	22:40	GRE vs EGY	Women	Preliminary Group B	9	
MON 11 SEP 2023	19:00	19:20	SLO vs TUN	Men	Preliminary Group B	10	
	19:25	19:45	CRO vs KOS	Women	Preliminary Group A	12	
	19:50	20:10	GRE vs KOS	Men	Preliminary Group A	13	
	20:15	20:35	SLO vs GRE	Women	Preliminary Group B	15	
	20:40	21:00	TUN vs CRO	Women	Preliminary Group A	16	
	21:05	21:25	CRO vs GRE	Men	Preliminary Group A	17	
	21:30	21:50	ALG vs SLO	Men	Preliminary Group B	18	
	TUE 12 SEP 2023	19:00	19:20	CRO vs SLO	Women	Semi-finals	19
		19:30	19:50	GRE vs TUN	Women	Semi-finals	20
20:00		20:20	GRE vs SLO	Men	Semi-finals	21	
20:30		20:50	ALG vs CRO	Men	Semi-finals	22	
21:00		21:20	LSF1 vs LSF2	Women	Bronze-medal Match	23	
21:30		21:50	LSF1 vs LSF2	Men	Bronze-medal Match	24	
22:00		22:20	WSF1 vs WSF2	Women	Gold-medal Match	25	
22:30	22:50	WSF1 vs WSF2	Men	Gold-medal Match	26		

**LEGEND**

No. Number





## Competition Officials

As of MON 11 SEP 2023

Function	Name	Gender	Organisation
Technical Delegate	Kosta ILIEV		
Referee	Jure LESAR		SLO - Slovenia
	Tomislav PRPIC		CRO - Croatia
	Oussama AIMEUR		ALG - Algeria
	Ioannis MALAMAS		GRE - Greece
	Mohamed Habib GHARBI		TUN - Tunisia

### LEGEND

-



## Medallists

As of TUE 12 SEP 2023 at 22:24

Gold	Silver	Bronze
<b>GRE - Greece</b> 4 CHATZIVASILEIOU Ioanna 11 KORRE Zoi 15 MANGINA Eleftheria 19 ANASTASOPOULOU Christina	<b>SLO - Slovenia</b> 1 MEGLIC STEHARNIK Tiana 5 PINTAR Eliza 10 PAVLIC Zala 12 PEREZ Yeisy Alexandra	<b>CRO - Croatia</b> 5 UJEVIC Ivana 7 PRNJAK Nina 12 DUJIC Nikolina 13 SOLDI Marija



## Team Roster

As of TUE 12 SEP 2023 at 19:03

### CRO - Croatia

No.	Name	Height	Date of Birth	Age	Club	Int. Matches
5	UJEVIC Ivana		21 FEB 2000	23	ZKK Pula Moviter	
7	PRNJAK Nina		21 SEP 2002	20	ZKK Split	
12	DUJIC Nikolina		1 JUN 2000	23	ZKK Split	
13	SOLDO Marija		11 JUN 2001	22	ZKK Medvescak	
<b>Team averages</b>				<b>22.0</b>		

#### Team Uniform Color

Light White  
Dark Red

#### LEGEND

**G** Guard                      **No.** Uniform Number                      **Pos** Playing position                      **F** Forward



## Team Roster

As of TUE 12 SEP 2023 at 19:03

### EGY - Egypt

No.	Name	Height	Date of Birth	Age	Club	Int. Matches
0	ABDELAAL Radwa		24 SEP 2003	19	Smouha Club	
0	BADAWY Ingy		8 JUL 2001	22	Smouha Club	
0	HARB Hoda		12 DEC 2000	22	National Bank Club	
0	YASSINE Hager		22 SEP 2003	19	Alexandria Union Club	
<b>Team averages</b>				20.5		

#### LEGEND

**G** Guard      **No.** Uniform Number      **Pos** Playing position      **F** Forward



## Team Roster

As of TUE 12 SEP 2023 at 19:03

### GRE - Greece

No.	Name	Height	Date of Birth	Age	Club	Int. Matches
4	CHATZIVASILEIOU Ioanna		11 APR 2000	23	NOC Greece	
11	KORRE Zoi		14 JUL 2000	23	NOC Greece	
15	MANGINA Eleftheria		29 JUN 2000	23	NOC Greece	
19	ANASTASOPOULOU Christina		25 NOV 2002	20	NOC Greece	
Team averages				22.3		

### Team Uniform Color

Light White

Dark Blue

### LEGEND

G	Guard	No.	Uniform Number	Pos	Playing position	F	Forward
---	-------	-----	----------------	-----	------------------	---	---------



## Team Roster

As of TUE 12 SEP 2023 at 19:03

### KOS - Kosovo

No.	Name	Height	Date of Birth	Age	Club	Int. Matches
6	RRAHAMI Agnesa		21 JAN 2002	21	KBF Prishtina	
7	MARTINAJ Besjana		26 SEP 2000	22	KBF Prishtina	
11	VRANICI Sara		26 DEC 2002	20	KBF Bashkimi	
22	SELMANI Anile		5 SEP 2004	19	KBF United Basket	
Team averages				20.5		

### Team Uniform Color

Light White  
Dark Blue

### LEGEND

G Guard      No. Uniform Number      Pos Playing position      F Forward



## Team Roster

As of TUE 12 SEP 2023 at 19:03

SLO - Slovenia

No.	Name	Height	Date of Birth	Age	Club	Int. Matches
1	MEGLIC STEHARNIK Tiana		24 DEC 2003	19		
5	PINTAR Eliza		29 NOV 2002	20		
10	PAVLIC Zala		22 MAY 2002	21		
12	PEREZ Yeisy Alexandra		12 MAR 2002	21	ZKK Domzale	
Team averages				20.3		

### Team Uniform Color

Light White

Dark Blue

### LEGEND

G	Guard	No.	Uniform Number	Pos	Playing position	F	Forward
---	-------	-----	----------------	-----	------------------	---	---------



## Team Roster

As of TUE 12 SEP 2023 at 19:03

### TUN - Tunisia

No.	Name	Height	Date of Birth	Age	Club	Int. Matches
1	EL ABED Darine		25 JAN 2002	21	ESCB	
12	NASRI Nour El Houda		14 FEB 2004	19	CSFB	
13	JEDIDI BAGANE Abir		28 MAR 2001	22	ASFJ	
24	BEN RHOUMA Hibet Allah		11 APR 2002	21	AH	
<b>Team averages</b>				<b>20.8</b>		

#### Team Uniform Color

**Light**      White  
**Dark**         Red

#### LEGEND

G	Guard	No.	Uniform Number	Pos	Playing position	F	Forward
---	-------	-----	----------------	-----	------------------	---	---------





## Pool standings

As of MON 11 SEP 2023 at 21:23

Group A					Games				Points				
Rank		CRO	TUN	KOS	Played	Won	Lost	%Won	For	Against	Diff.	Class.	Avg. P.
1	CRO	---	9 - 5	17 - 6	2	2	0	100	26	11	15	4	13.0
2	TUN	5 - 9	---	18 - 14	2	1	1	50	23	23	0	2	11.5
3	KOS	6 - 17	14 - 18	---	2	0	2	0	20	35	-15	0	10.0

Group B					Games				Points				
Rank		GRE	SLO	EGY	Played	Won	Lost	%Won	For	Against	Diff.	Class.	Avg. P.
1	GRE	---	8 - 6	0 - 0	1	2	0	100	8	6	2	4	8.0
2	SLO	6 - 8	---	0 - 0	1	1	1	50	6	8	-2	2	6.0
WDR	EGY	0 - 0	0 - 0	---									

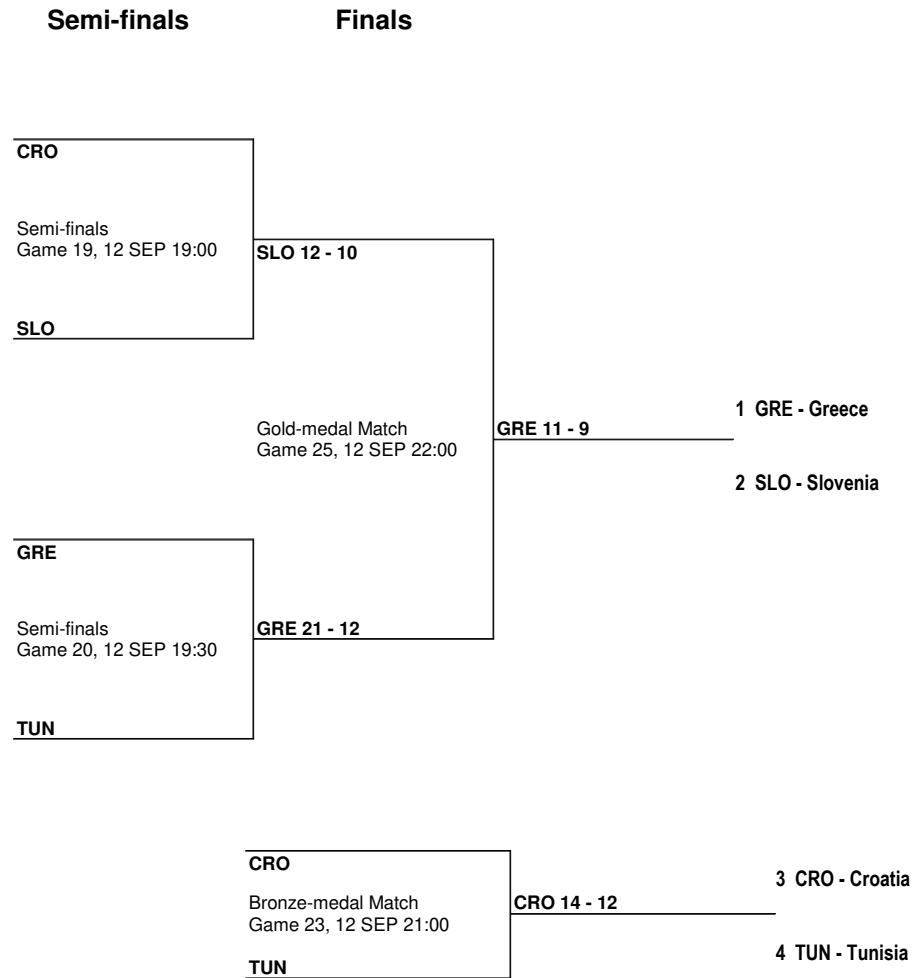
## Games Schedule

Date	Start time	Phase	Game	Teams	Result
SUN 10 SEP	21:05	Preliminary Group A	6	TUN - KOS	18 - 14
SUN 10 SEP	22:20	Preliminary Group B	9	GRE - EGY	0 - 0
MON 11 SEP	19:25	Preliminary Group A	12	CRO - KOS	17 - 6
MON 11 SEP	20:15	Preliminary Group B	15	SLO - GRE	6 - 8
MON 11 SEP	20:40	Preliminary Group A	16	TUN - CRO	5 - 9



## Brackets

As of TUE 12 SEP 2023 at 22:23





SUN 10 SEP 2023  
Start time 21:05

## Results

Game Duration: 22:50

### TUN 18 vs 14 KOS

Referee: Oussama AIMEUR (ALG)  
Referee: Tomislav PRPIC (CRO)

TUN 18  
KOS 14

#### TUN - Tunisia

No.	Name	MIN	PTS	S-EFF	1 Point		2 Points		Free Throws		Rebounds			AS	TO	ST	BS	PF	FD	+/-
					M/A	%	M/A	%	M/A	%	OR	DR	TOT							
1	EL ABED Darine	4:42	1	0.20	1/2	50	0/1	0	0/2	0	1	2	3						1	-1
*12	NASRI Nour El Houda	9:35	3	0.30	3/9	33			0/1	0	3	5	8	1	1		2	2	1	4
*13	JEDIDI BAGANE Abir	7:42	9	0.50	6/10	60	0/4	0	3/4	75	7	3	10	3	5	4	1	1	3	7
*24	BEN RHOUMA Hibet Allah	9:18	5	0.31	3/5	60	0/6	0	2/5	40	1	1	2	1	3				4	5
Team																				
Totals			18	0.37	13/26	50	0/11	0	5/12	42	12	11	23	5	9	4	3	3	9	

#### KOS - Kosovo

No.	Name	MIN	PTS	S-EFF	1 Point		2 Points		Free Throws		Rebounds			AS	TO	ST	BS	PF	FD	+/-
					M/A	%	M/A	%	M/A	%	OR	DR	TOT							
*6	RRAHAMI Agnesa	9:33	8	0.73	2/4	50	3/7	43			2	2	4	1	2	2		1	1	-2
*7	MARTINAJ Besiana	7:04	1	0.25	0/2	0	0/1	0	1/1	100		5	5	2	4			1	1	3
*11	VRANICI Sara	8:41	5	0.63	4/7	57			1/1	100	2	2	4		4			4	1	-6
22	SELMANI Anile	6:31	0	0.00	0/4	0	0/1	0			2	4	6	1	1	1		3		-2
Team																				
Totals			14	0.50	6/17	35	3/9	33	2/2	100	4	13	17	4	11	3		9	3	

	TUN	KOS
Team Fouls	3	9
Teams Fouls at 7		6:27
Teams Fouls at 10		
Technical Fouls		
Unsportsmanlike Fouls		

	TUN	KOS
Biggest lead	5	6
Biggest scoring run	10-0 (15-11)	3-0 (2-5)
Lead changes		1

#### LEGEND

%	Shooting Percentage	*	Game Starters	+/-	Plus Minus	AS	Assists
BS	Blocked Shots	DR	Defensive Rebounds	EFF	Efficiency	FD	Fouls Drawn
M/A	Made/Attempts	MIN	Minutes Played	OR	Offensive Rebounds	PF	Fouls
PTS	Points	ST	Steals	TO	Turnovers	TOT	Total Rebounds



MON 11 SEP 2023  
Start time 19:25

## Results

Game Duration: 20:51

### CRO 17 vs 6 KOS

Referee: Jure LESAR (SLO)  
Referee: GHARBI M. (TUN)

CRO	17
KOS	6

#### CRO - Croatia

No.	Name	MIN	PTS	S-EFF	1 Point		2 Points		Free Throws		Rebounds			AS	TO	ST	BS	PF	FD	+/-
					M/A	%	M/A	%	M/A	%	OR	DR	TOT							
*5	UJEVIC Ivana	8:52	3	0.43	2/2	100	0/2	0	1/3	33	1	4	5	5	4		2	3	5	10
7	PRNJAK Nina	7:34	3	0.60	3/3	100	0/2	0				1	1	1	1			1		9
*12	DUJIC Nikolina	6:53	4	0.57	4/7	57					1	2	3	3	1		2	1		5
*13	SOLDO Marija	7:49	7	0.58	4/8	50			3/4	75	2	2	4	2	3	2		1	3	9
Team																				
Totals			17	0.55	13/20	65	0/4	0	4/7	57	4	9	13	11	9	2	4	6	8	

#### KOS - Kosovo

No.	Name	MIN	PTS	S-EFF	1 Point		2 Points		Free Throws		Rebounds			AS	TO	ST	BS	PF	FD	+/-
					M/A	%	M/A	%	M/A	%	OR	DR	TOT							
*6	RRAHAMI Agnesa	10:00	4	0.33	2/3	67	1/9	11				3	3		4	2	1	5		-11
*7	MARTINAJ Besiana	10:00	2	0.40	2/3	67	0/1	0	0/1	0		2	2	1	4	2		1	3	-11
11	VRANICI Sara	0:00																		
*22	SELMANI Anile	10:00	0	0.00	0/4	0	0/1	0			2	4	6		2	1		2	3	-11
Team																				
Totals			6	0.27	4/10	40	1/11	9	0/1	0	2	9	11	1	10	5	1	8	6	

	CRO	KOS
Team Fouls	6	8
Teams Fouls at 7		4:48
Teams Fouls at 10		
Technical Fouls		
Unsportsmanlike Fouls		

	CRO	KOS
Biggest lead	11	
Biggest scoring run	9-0 (13-4)	2-0 (4-4)
Lead changes		2

#### LEGEND

%	Shooting Percentage	*	Game Starters	+/-	Plus Minus	AS	Assists
BS	Blocked Shots	DR	Defensive Rebounds	EFF	Efficiency	FD	Fouls Drawn
M/A	Made/Attempts	MIN	Minutes Played	OR	Offensive Rebounds	PF	Fouls
PTS	Points	ST	Steals	TO	Turnovers	TOT	Total Rebounds



MON 11 SEP 2023  
Start time 20:40

## Results

Game Duration: 25:08

### TUN 5 vs 9 CRO

Referee: Ioannis MALAMAS (GRE)  
Referee: Oussama AIMEUR (ALG)

TUN	5
CRO	9

#### TUN - Tunisia

No.	Name	MIN	PTS	S-EFF	1 Point		2 Points		Free Throws		Rebounds			AS	TO	ST	BS	PF	FD	+/-
					M/A	%	M/A	%	M/A	%	OR	DR	TOT							
1	EL ABED Darine	4:24	0	0.00	0/2	0			0/1	0	1	2	3			1			1	
*12	NASRI Nour El Houda	9:56	1	0.13	1/7	14			0/1	0	4		4	2	1			4	2	-4
*13	JEDIDI BAGANE Abir	8:41	3	0.27	3/8	38	0/3	0			5	3	8		3	2	1	2		-3
*24	BEN RHOUMA Hibet Allah	8:37	1	0.14	0/3	0	0/1	0	1/3	33	1	2	3	1	3			1	5	-5
Team																				
Totals			5	0.17	4/20	20	0/4	0	1/5	20	11	7	18	3	7	3	1	7	8	

#### CRO - Croatia

No.	Name	MIN	PTS	S-EFF	1 Point		2 Points		Free Throws		Rebounds			AS	TO	ST	BS	PF	FD	+/-
					M/A	%	M/A	%	M/A	%	OR	DR	TOT							
*5	UJEVIC Ivana	9:10	2	0.22	1/6	17			1/3	33	1	2	3	2	4			3	2	3
7	PRNJAK Nina	3:05	1	0.50	1/2	50					1		1		2			1	1	1
*12	DUJIC Nikolina	8:43	2	0.67	2/3	67						4	4		3	1	1	2	2	5
*13	SOLDO Marija	10:00	4	0.40	3/7	43	0/1	0	1/2	50	3	1	4	2	2	2	1	2	2	4
Team																				
Totals			9	0.38	7/18	39	0/1	0	2/5	40	5	7	12	4	11	3	2	8	7	

	TUN	CRO
Team Fouls	7	8
Teams Fouls at 7	9:43	9:24
Teams Fouls at 10		
Technical Fouls		
Unsportsmanlike Fouls		

	TUN	CRO
Biggest lead	1	4
Biggest scoring run	1-0 (1-0)	5-0 (5-9)
Lead changes	4	

#### LEGEND

%	Shooting Percentage	*	Game Starters	+/-	Plus Minus	AS	Assists
BS	Blocked Shots	DR	Defensive Rebounds	EFF	Efficiency	FD	Fouls Drawn
M/A	Made/Attempts	MIN	Minutes Played	OR	Offensive Rebounds	PF	Fouls
PTS	Points	ST	Steals	TO	Turnovers	TOT	Total Rebounds



MON 11 SEP 2023  
Start time 20:15

## Results

Game Duration: 22:52

### SLO 6 vs 8 GRE (6-6; 0-2)

Referee: GHARBI M. (TUN)  
Referee: Tomislav PRPIC (CRO)

		OT	
SLO	6	6	
GRE	6	8	

#### SLO - Slovenia

No.	Name	MIN	PTS	S-EFF	1 Point		2 Points		Free Throws		Rebounds			AS	TO	ST	BS	PF	FD	+/-
					M/A	%	M/A	%	M/A	%	OR	DR	TOT							
1	MEGLIC STEHARNIK Tiana	8:22	1	0.14	1/5	20	0/2	0			1	5	6	1	1	1	1	1	1	-1
5	PINTAR Eliza	7:46	2	0.40	2/4	50	0/1	0			2	2	4	1	3	1		1		-3
*10	PAVLIC Zala	6:40	0	0.00	0/1	0	0/2	0			1	2	3	2	4		1	1		-2
*12	PEREZ Yeisy Alexandra	7:19	3	0.20	3/11	27	0/3	0	0/1	0	1	7	8		3	1		3	3	
Team																				
Totals			6	0.20	6/21	29	0/8	0	0/1	0	5	16	21	4	11	3	2	6	4	

#### GRE - Greece

No.	Name	MIN	PTS	S-EFF	1 Point		2 Points		Free Throws		Rebounds			AS	TO	ST	BS	PF	FD	+/-
					M/A	%	M/A	%	M/A	%	OR	DR	TOT							
4	CHATZIVASILEIOU Ioanna	7:33	1	0.10	1/6	17	0/4	0			3	4	7	3	2					2
*11	KORRE Zoi	6:33	1	0.09	1/6	17	0/3	0	0/2	0	3	3	6		2			3	2	
*15	MANGINA Eleftheria	8:20	3	0.38	3/7	43			0/1	0		5	5				1	1	2	1
*19	ANASTASOPOULOU Christina	8:33	3	0.38	2/6	33	0/1	0	1/1	100	1	5	6	3	3				2	3
Team																				
Totals			8	0.22	7/25	28	0/8	0	1/4	25	7	17	24	6	5	2	1	4	6	

	SLO	GRE
Team Fouls	6	4
Teams Fouls at 7		
Teams Fouls at 10		
Technical Fouls		
Unsportsmanlike Fouls		

	SLO	GRE
Biggest lead	1	3
Biggest scoring run	3-0 (3-2)	4-0 (3-6)
Lead changes		1

#### LEGEND

%	Shooting Percentage	*	Game Starters	+/-	Plus Minus	AS	Assists
BS	Blocked Shots	DR	Defensive Rebounds	EFF	Efficiency	FD	Fouls Drawn
M/A	Made/Attempts	MIN	Minutes Played	OR	Offensive Rebounds	PF	Fouls
PTS	Points	ST	Steals	TO	Turnovers	TOT	Total Rebounds



TUE 12 SEP 2023  
Start time 19:00

## Results

Game Duration: 17:33

### CRO 10 vs 12 SLO

Referee: GHARBI M. (TUN)  
Referee: Ioannis MALAMAS (GRE)

CRO	10
SLO	12

#### CRO - Croatia

No.	Name	MIN	PTS	S-EFF	1 Point		2 Points		Free Throws		Rebounds			AS	TO	ST	BS	PF	FD	+/-
					M/A	%	M/A	%	M/A	%	OR	DR	TOT							
*5	UJEVIC Ivana	8:56	3	0.27	2/8	25	0/2	0	1/1	100	3	3	6	1	2	1		1	2	-3
7	PRNJAK Nina	4:11										1	1		2					
*12	DUJIC Nikolina	9:26	2	0.50	1/3	33			1/1	100		3	3	1				2	2	-1
*13	SOLDO Marija	7:36	5	0.45	3/8	38	1/3	33			2	2	4		1	2			1	-2
Team																				
Totals			10	0.38	6/19	32	1/5	20	2/2	100	5	9	14	2	5	3		3	5	

#### SLO - Slovenia

No.	Name	MIN	PTS	S-EFF	1 Point		2 Points		Free Throws		Rebounds			AS	TO	ST	BS	PF	FD	+/-
					M/A	%	M/A	%	M/A	%	OR	DR	TOT							
*1	MEGLIC STEHARNIK Tiana	7:39	1	0.11	1/7	14	0/2	0			2	1	3		2	1	1	4		
5	PINTAR Eliza	6:45	3	0.43	2/6	33			1/1	100	2	1	3	1	2	1		1	1	2
*10	PAVLIC Zala	8:13	1	0.20	1/5	20					2	4	6	1				1		1
*12	PEREZ Yeisy Alexandra	7:33	7	0.64	5/7	71	0/2	0	2/2	100	3	4	7	1	2				2	3
Team																				
Totals			12	0.38	9/25	36	0/4	0	3/3	100	9	10	19	3	6	2	1	6	3	

	CRO	SLO
Team Fouls	3	6
Teams Fouls at 7		
Teams Fouls at 10		
Technical Fouls		
Unsportsmanlike Fouls		

	CRO	SLO
Biggest lead	2	2
Biggest scoring run	3-0 (5-3)	2-0 (2-3)
Lead changes	5	

#### LEGEND

%	Shooting Percentage	*	Game Starters	+/-	Plus Minus	AS	Assists
BS	Blocked Shots	DR	Defensive Rebounds	EFF	Efficiency	FD	Fouls Drawn
M/A	Made/Attempts	MIN	Minutes Played	OR	Offensive Rebounds	PF	Fouls
PTS	Points	ST	Steals	TO	Turnovers	TOT	Total Rebounds



TUE 12 SEP 2023  
Start time 19:30

## Results

Game Duration: 20:34

### GRE 21 vs 12 TUN

Referee: Oussama AIMEUR (ALG)  
Referee: Jure LESAR (SLO)

GRE	21
TUN	12

#### GRE - Greece

No.	Name	MIN	PTS	S-EFF	1 Point		2 Points		Free Throws		Rebounds			AS	TO	ST	BS	PF	FD	+/-
					M/A	%	M/A	%	M/A	%	OR	DR	TOT							
4	CHATZIVASILEIOU Ioanna	6:36	3	0.50	1/3	33	1/3	33				2	2	2	1	1				7
*11	KORRE Zoi	6:52	7	0.58	2/3	67	1/5	20	3/4	75	2	2	4	3	4	2	2	3	4	
*15	MANGINA Eleftheria	8:30	3	0.38	3/8	38					1	3	4	3	4	2		2	2	11
*19	ANASTASOPOULOU Christina	7:17	8	1.14	4/4	100	1/1	100	2/2	100	3	1	4	2				1	1	6
Team																				
Totals			21	0.64	10/18	56	3/9	33	5/6	83	6	8	14	10	9	3	2	5	6	

#### TUN - Tunisia

No.	Name	MIN	PTS	S-EFF	1 Point		2 Points		Free Throws		Rebounds			AS	TO	ST	BS	PF	FD	+/-
					M/A	%	M/A	%	M/A	%	OR	DR	TOT							
*1	EL ABED Darine	5:40	3	1.00	1/1	100	1/2	50				1	1	1	1	1		1	1	1
12	NASRI Nour El Houda	8:27	0	0.00	0/2	0						3	3		1			1	1	-8
*13	JEDIDI BAGANE Abir	8:01	5	0.63	5/6	83	0/2	0			2	2	4	1	1	1		5	1	-10
*24	BEN RHOUMA Hibet Allah	7:12	4	0.31	1/5	20	1/5	20	1/3	33	2		2	1	4	1		1	3	-9
Team																				
Totals			12	0.46	7/14	50	2/9	22	1/3	33	4	6	10	3	7	3		8	5	

	GRE	TUN
Team Fouls	5	8
Teams Fouls at 7		7:49
Teams Fouls at 10		
Technical Fouls		2
Unsportsmanlike Fouls		

	GRE	TUN
Biggest lead	9	2
Biggest scoring run	6-0 (8-3)	2-0 (0-2)
Lead changes		1

#### LEGEND

%	Shooting Percentage	*	Game Starters	+/-	Plus Minus	AS	Assists
BS	Blocked Shots	DR	Defensive Rebounds	EFF	Efficiency	FD	Fouls Drawn
M/A	Made/Attempts	MIN	Minutes Played	OR	Offensive Rebounds	PF	Fouls
PTS	Points	ST	Steals	TO	Turnovers	TOT	Total Rebounds





TUE 12 SEP 2023  
Start time 22:00

## Results

Game Duration: 16:49

### SLO 9 vs 11 GRE

Referee: Tomislav PRPIC (CRO)  
Referee: GHARBI M. (TUN)

SLO	9
GRE	11

#### SLO - Slovenia

No.	Name	MIN	PTS	S-EFF	1 Point		2 Points		Free Throws		Rebounds			AS	TO	ST	BS	PF	FD	+/-
					M/A	%	M/A	%	M/A	%	OR	DR	TOT							
*1	MEGLIC STEHARNIK Tiana	6:34	0	0.00	0/5	0	0/1	0				1	1	1	2	1			1	-5
5	PINTAR Eliza	7:43	3	0.50	3/5	60	0/1	0			2	1	3	1				4	1	-2
*10	PAVLIC Zala	8:16	2	0.33	2/5	40	0/1	0			2	3	5		1		1	2	1	
*12	PEREZ Yeisy Alexandra	7:29	4	0.33	4/8	50	0/4	0			4	2	6	2	1		1		2	1
Team																				
Totals			9	0.30	9/23	39	0/7	0			8	7	15	4	4	1	2	6	5	

#### GRE - Greece

No.	Name	MIN	PTS	S-EFF	1 Point		2 Points		Free Throws		Rebounds			AS	TO	ST	BS	PF	FD	+/-
					M/A	%	M/A	%	M/A	%	OR	DR	TOT							
4	CHATZIVASILEIOU Ioanna	6:55	0	0.00	0/3	0	0/1	0			2	3	5	3				2	1	3
*11	KORRE Zoi	7:52	3	0.33	3/7	43	0/2	0			1	2	3		1		1	3	1	-1
*15	MANGINA Eleftheria	7:58	4	0.40	3/9	33			1/1	100	3	5	8		1				2	
*19	ANASTASOPOULOU Christina	7:14	4	0.57	3/4	75	0/1	0	1/2	50	2	1	3	1	2	1			2	4
Team																				
Totals			11	0.37	9/23	39	0/4	0	2/3	67	8	11	19	4	4	1	1	5	6	

	SLO	GRE
Team Fouls	6	5
Teams Fouls at 7		
Teams Fouls at 10		
Technical Fouls		
Unsportsmanlike Fouls		

	SLO	GRE
Biggest lead	2	3
Biggest scoring run	3-0 (3-1)	3-0 (3-4)
Lead changes		1

#### LEGEND

%	Shooting Percentage	*	Game Starters	+/-	Plus Minus	AS	Assists
BS	Blocked Shots	DR	Defensive Rebounds	EFF	Efficiency	FD	Fouls Drawn
M/A	Made/Attempts	MIN	Minutes Played	OR	Offensive Rebounds	PF	Fouls
PTS	Points	ST	Steals	TO	Turnovers	TOT	Total Rebounds



TUE 12 SEP 2023  
Start time 21:00

## Results

Game Duration: 23:51

### CRO 14 vs 12 TUN (12-12; 2-0)

Referee: Oussama AIMEUR (ALG)  
Referee: Jure LESAR (SLO)

	OT	
CRO	12	14
TUN	12	12

#### CRO - Croatia

No.	Name	MIN	PTS	S-EFF	1 Point		2 Points		Free Throws		Rebounds			AS	TO	ST	BS	PF	FD	+/-
					M/A	%	M/A	%	M/A	%	OR	DR	TOT							
*5	UJEVIC Ivana	8:23	8	0.67	8/9	89	0/3	0				6	6	5	5			2	2	4
7	PRNJAK Nina	6:02	2	0.50	2/3	67	0/1	0			1		1	1				1		1
*12	DUJIC Nikolina	6:51	0	0.00	0/1	0						7	7		1			1	2	2
*13	SOLDO Marija	9:10	4	0.33	4/10	40	0/2	0				3	3	1	3	1		2	1	1
Team																				
Totals			14	0.48	14/23	61	0/6	0			1	16	17	7	9	1		6	5	

#### TUN - Tunisia

No.	Name	MIN	PTS	S-EFF	1 Point		2 Points		Free Throws		Rebounds			AS	TO	ST	BS	PF	FD	+/-
					M/A	%	M/A	%	M/A	%	OR	DR	TOT							
*1	EL ABED Darine	7:23	4	0.50	2/6	33	1/1	100	0/1	0	1		1		2	1		1	2	3
12	NASRI Nour El Houda	5:54	0	0.00	0/3	0	0/1	0			1	3	4		2	1				-2
*13	JEDIDI BAGANE Abir	9:23	6	0.43	2/6	33	2/7	29	0/1	0	3	4	7	1	1	2	1	4	3	
*24	BEN RHOUMA Hibet Allah	7:41	2	0.33	2/4	50	0/2	0				2	2		4	1			1	-6
Team																				
Totals			12	0.38	6/19	32	3/11	27	0/2	0	5	9	14	1	9	5	1	5	6	

	CRO	TUN
Team Fouls	6	5
Teams Fouls at 7		
Teams Fouls at 10		
Technical Fouls		
Unsportsmanlike Fouls		

	CRO	TUN
Biggest lead	4	2
Biggest scoring run	4-0 (5-1)	4-0 (5-5)
Lead changes	5	

#### LEGEND

%	Shooting Percentage	*	Game Starters	+/-	Plus Minus	AS	Assists
BS	Blocked Shots	DR	Defensive Rebounds	EFF	Efficiency	FD	Fouls Drawn
M/A	Made/Attempts	MIN	Minutes Played	OR	Offensive Rebounds	PF	Fouls
PTS	Points	ST	Steals	TO	Turnovers	TOT	Total Rebounds



## Medallists

As of TUE 12 SEP 2023 at 22:56

Gold	Silver	Bronze
<b>GRE - Greece</b> 1 BARPAS Dimitrios 4 PETRIDIS Ilias 14 KALIANIOTIS Georgios 91 ZARKADOULAS Vasileios	<b>CRO - Croatia</b> 7 JURICKI Luka 10 ANTOLIC Borna 11 SEDLAR Roko 35 JACOVIC Jakov	<b>SLO - Slovenia</b> 8 GERBEC Martin 10 ZIZMOND Matevz 13 HASKIC Elmir 15 OBERLAJT Jaka



## Team Roster

As of SUN 10 SEP 2023 at 15:04

### ALG - Algeria

No.	Name	Height	Date of Birth	Age	Club	Int. Matches
1	MESSAOUDI Faredj		20 JAN 2003	20	USMA	
2	HADI Dalil		2 APR 2003	20	LILE	
3	LOUASSA Hakim Yassine		6 SEP 2000	23	FRANCE	
10	BEN ZAIM Sid Ali		4 DEC 2002	20	RCB	
<b>Team averages</b>				20.8		

#### Team Uniform Color

Light White  
Dark Green

#### LEGEND

G Guard      No. Uniform Number      Pos Playing position      F Forward



## Team Roster

As of SUN 10 SEP 2023 at 15:04

### CRO - Croatia

No.	Name	Height	Date of Birth	Age	Club	Int. Matches
7	JURICKI Luka		28 APR 2001	22	KK Podsused	
10	ANTOLIC Borna		12 MAY 2000	23	KK Sesvete	
11	SEDLAR Roko		1 OCT 2002	20	KK Samobor	
35	JACOVIC Jakov		11 OCT 2003	19	KK Hermes Analitica	
Team averages				21.0		

#### Team Uniform Color

Light White  
Dark Red

#### LEGEND

G Guard      No. Uniform Number      Pos Playing position      F Forward





## Team Roster

As of SUN 10 SEP 2023 at 15:04

GRE - Greece

No.	Name	Height	Date of Birth	Age	Club	Int. Matches
1	BARMPAS Dimitrios		4 SEP 2004	19	NOC Greece	
4	PETRIDIS Ilias		3 JUN 2001	22	NOC Greece	
14	KALIANIOTIS Georgios		17 MAY 2002	21	NOC Greece	
91	ZARKADOULAS Vasileios		2 MAY 2001	22	NOC Greece	
Team averages				21.0		

### Team Uniform Color

Light White

Dark Blue

### LEGEND

G Guard      No. Uniform Number      Pos Playing position      F Forward



## Team Roster

As of SUN 10 SEP 2023 at 15:04

### KOS - Kosovo

No.	Name	Height	Date of Birth	Age	Club	Int. Matches
9	ZEKAJ Mirlind		29 APR 2001	22	KB Istogu	
10	REXHEPI Donat		11 MAR 2002	21	KB Kerasan	
12	SHALA Drilon		20 MAR 2002	21	KB Golden Eagle Ylli	
35	REXHA Bardh		21 JUL 2001	22	KB Rahoveci	
<b>Team averages</b>				21.5		

#### Team Uniform Color

Light White  
Dark Blue

#### LEGEND

G Guard      No. Uniform Number      Pos Playing position      F Forward





## Team Roster

As of SUN 10 SEP 2023 at 15:04

### MKD - North Macedonia

No.	Name	Height	Date of Birth	Age	Club	Int. Matches
1	KNEZHEVIKJ Milosh				/	
2	KACARSKI Nikola		7 NOV 2001	21		
3	DIMEVSKI Karlo		21 AUG 2006	17	/	
4	RISTOVSKI Goran		19 JUN 2004	19	/	
Team averages				14.3		

### Team Uniform Color

Dark Red

### LEGEND

G Guard      No. Uniform Number      Pos Playing position      F Forward



## Team Roster

As of SUN 10 SEP 2023 at 15:04

SLO - Slovenia

No.	Name	Height	Date of Birth	Age	Club	Int. Matches
8	GERBEC Martin		19 MAY 2004	19		
10	ZIZMOND Matevz		2 SEP 2003	20		
13	HASKIC Elmir		9 APR 2003	20		
15	OBERLAJT Jaka		6 AUG 2003	20		
<b>Team averages</b>				19.8		

### Team Uniform Color

Light White  
Dark Blue

### LEGEND

G Guard      No. Uniform Number      Pos Playing position      F Forward



## Team Roster

As of SUN 10 SEP 2023 at 15:04

### TUN - Tunisia

No.	Name	Height	Date of Birth	Age	Club	Int. Matches
3	EL KISSI Wissem		15 FEB 2004	19	ESS	
7	MGHIRBI Mohamed Aziz		23 JUL 2004	19	SN	
8	BENGABSIA Ezzeddine		16 DEC 2003	19	SN	
24	DHIF Youssef Sedik		15 FEB 2002	21	JSK	
<b>Team averages</b>				19.5		

#### Team Uniform Color

Light White

Dark Red

#### LEGEND

G Guard      No. Uniform Number      Pos Playing position      F Forward



## Pool standings

As of MON 11 SEP 2023 at 22:28

Group A						Games				Points				
Rank		GRE	CRO	KOS	MKD	Played	Won	Lost	%Won	For	Against	Diff.	Class.	Avg. P.
1	GRE	---	17 - 9	21 - 14	21 - 7	3	3	0	100	59	30	29	6	19.7
2	CRO	9 - 17	---	21 - 9	18 - 11	3	2	1	67	48	37	11	4	16.0
3	KOS	14 - 21	9 - 21	---	14 - 12	3	1	2	33	37	54	-17	2	12.3
4	MKD	7 - 21	11 - 18	12 - 14	---	3	0	3	0	30	53	-23	0	10.0

Group B						Games				Points				
Rank		ALG	SLO	TUN	EGY	Played	Won	Lost	%Won	For	Against	Diff.	Class.	Avg. P.
1	ALG	---	11 - 13	17 - 12	0 - 0	2	2	1	67	28	25	3	4	14.0
2	SLO	13 - 11	---	8 - 9	0 - 0	2	2	1	67	21	20	1	4	10.5
3	TUN	12 - 17	9 - 8	---	0 - 0	2	2	1	67	21	25	-4	4	10.5
WDR	EGY	0 - 0	0 - 0	0 - 0	---									

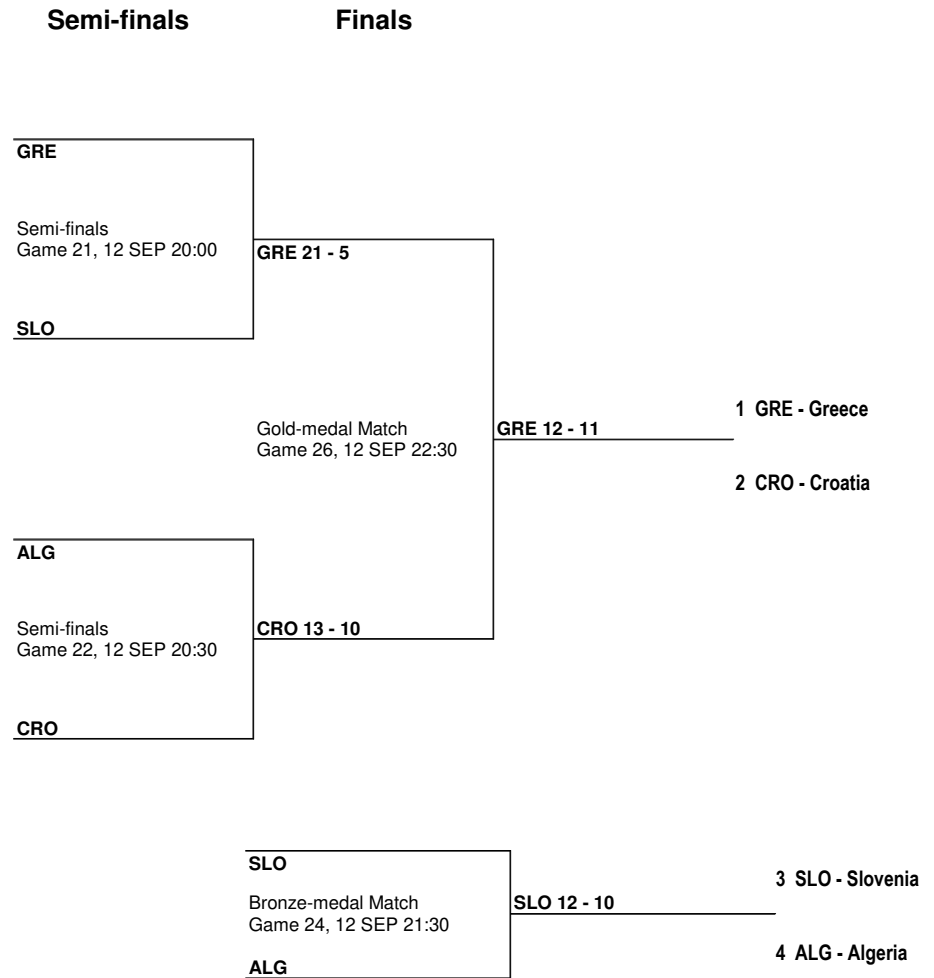
## Games Schedule

Date	Start time	Phase	Game	Teams	Result
SUN 10 SEP	19:00	Preliminary Group A	1	KOS - MKD	14 - 12
SUN 10 SEP	19:25	Preliminary Group B	2	SLO - EGY	0 - 0
SUN 10 SEP	19:50	Preliminary Group A	3	KOS - CRO	9 - 21
SUN 10 SEP	20:15	Preliminary Group B	4	TUN - ALG	12 - 17
SUN 10 SEP	20:40	Preliminary Group A	5	MKD - CRO	11 - 18
SUN 10 SEP	21:30	Preliminary Group B	7	EGY - ALG	0 - 0
SUN 10 SEP	21:55	Preliminary Group A	8	GRE - MKD	21 - 7
MON 11 SEP	19:00	Preliminary Group B	10	SLO - TUN	8 - 9
MON 11 SEP	19:50	Preliminary Group A	13	GRE - KOS	21 - 14
MON 11 SEP	21:05	Preliminary Group A	17	CRO - GRE	9 - 17
MON 11 SEP	21:30	Preliminary Group B	18	ALG - SLO	11 - 13



## Brackets

As of TUE 12 SEP 2023 at 22:56





SUN 10 SEP 2023  
Start time 19:00

## Results

Game Duration: 18:47

### KOS 14 vs 12 MKD (12-12; 2-0)

Referee: Ioannis MALAMAS (GRE)  
Referee: Oussama AIMEUR (ALG)

	OT	
KOS	12	14
MKD	12	12

#### KOS - Kosovo

No.	Name	MIN	PTS	S-EFF	1 Point		2 Points		Free Throws		Rebounds			AS	TO	ST	BS	PF	FD	+/-
					M/A	%	M/A	%	M/A	%	OR	DR	TOT							
*9	ZEKAJ Mirlind	6:42	4	0.44	2/7	29	1/2	50			4	2	6		1			3		2
*10	REXHEPI Donat	8:02	2	0.20	1/6	17	0/2	0	1/2	50	2	4	6			2		2	3	4
12	SHALA Drilon	6:50	2	0.33	2/2	100	0/4	0				2	2	2	1	2			1	1
*35	REXHA Bardh	8:39	6	0.60	2/6	33	2/3	67	0/1	0	1	2	3	1	2	1		1	2	-1
Team																				
Totals			14	0.40	7/21	33	3/11	27	1/3	33	7	10	17	3	4	5		6	6	

#### MKD - North Macedonia

No.	Name	MIN	PTS	S-EFF	1 Point		2 Points		Free Throws		Rebounds			AS	TO	ST	BS	PF	FD	+/-
					M/A	%	M/A	%	M/A	%	OR	DR	TOT							
1	KNEZHEVIKJ Milosh	4:35	4	0.50	3/3	100	0/4	0	1/1	100		1	1		1			2	3	1
*2	KACARSKI Nikola	10:00	7	0.70	7/9	78			0/1	0	2	6	8		2		2		1	-2
*3	DIMEVSKI Karlo	6:26	0	0.00	0/3	0	0/2	0				1	1	1	1				1	-4
*4	RISTOVSKI Goran	8:59	1	0.20	1/4	25	0/1	0			2	1	3	3	2			4	1	-1
Team																				
Totals			12	0.43	11/19	58	0/7	0	1/2	50	4	9	13	4	6		2	6	6	

	KOS	MKD
Team Fouls	6	6
Teams Fouls at 7		
Teams Fouls at 10		
Technical Fouls		
Unsportsmanlike Fouls		

	KOS	MKD
Biggest lead	3	2
Biggest scoring run	4-0 (4-1)	3-0 (4-4)
Lead changes	3	

#### LEGEND

%	Shooting Percentage	*	Game Starters	+/-	Plus Minus	AS	Assists
BS	Blocked Shots	DR	Defensive Rebounds	EFF	Efficiency	FD	Fouls Drawn
M/A	Made/Attempts	MIN	Minutes Played	OR	Offensive Rebounds	PF	Fouls
PTS	Points	ST	Steals	TO	Turnovers	TOT	Total Rebounds



SUN 10 SEP 2023  
Start time 19:50

## Results

Game Duration: 18:29

### KOS 9 vs 21 CRO

Referee: Jure LESAR (SLO)  
Referee: GHARBI M. (TUN)

KOS	9
CRO	21

#### KOS - Kosovo

No.	Name	MIN	PTS	S-EFF	1 Point		2 Points		Free Throws		Rebounds			AS	TO	ST	BS	PF	FD	+/-
					M/A	%	M/A	%	M/A	%	OR	DR	TOT							
*9	ZEKAJ Mirlind	9:35	5	0.33	4/9	44	0/5	0	1/1	100	2	2	4		1			2	2	-12
*10	REXHEPI Donat	9:35	3	0.30	3/8	38	0/2	0			1	1	2		2				1	-12
*12	SHALA Drilon	9:35	1	0.17	1/4	25	0/2	0			2	4	6		1	1		2		-12
35	REXHA Bardh	0:00																		
Team																				
Totals			9	0.29	8/21	38	0/9	0	1/1	100	5	7	12		4	1		4	3	

#### CRO - Croatia

No.	Name	MIN	PTS	S-EFF	1 Point		2 Points		Free Throws		Rebounds			AS	TO	ST	BS	PF	FD	+/-
					M/A	%	M/A	%	M/A	%	OR	DR	TOT							
*7	JURICKI Luka	6:41	9	0.64	7/10	70	1/4	25				3	3				1	1	2	7
*10	ANTOLIC Borna	7:24	3	0.43	1/2	50	1/5	20			2	1	3	1	1		1		2	9
11	SEDLAR Roko	7:34	6	0.60	4/6	67	0/2	0	2/2	100	4	6	10	3				3	1	11
*35	JACOVIC Jakov	8:18	3	0.43	3/5	60	0/2	0			1	4	5	1	1	2			1	11
Team																				
Totals			21	0.55	15/23	65	2/13	15	2/2	100	7	14	21	5	2	2	1	4	4	

	KOS	CRO
Team Fouls	4	4
Teams Fouls at 7		
Teams Fouls at 10		
Technical Fouls		
Unsportsmanlike Fouls		

	KOS	CRO
Biggest lead		12
Biggest scoring run	2-0 (4-9)	4-0 (1-7)
Lead changes		

#### LEGEND

%	Shooting Percentage	*	Game Starters	+/-	Plus Minus	AS	Assists
BS	Blocked Shots	DR	Defensive Rebounds	EFF	Efficiency	FD	Fouls Drawn
M/A	Made/Attempts	MIN	Minutes Played	OR	Offensive Rebounds	PF	Fouls
PTS	Points	ST	Steals	TO	Turnovers	TOT	Total Rebounds



SUN 10 SEP 2023  
Start time 20:40

## Results

### MKD 11 vs 18 CRO

Referee: Ioannis MALAMAS (GRE)  
Referee: Jure LESAR (SLO)

MKD	11
CRO	18

#### MKD - North Macedonia

No.	Name	MIN	PTS	S-EFF	1 Point		2 Points		Free Throws		Rebounds			AS	TO	ST	BS	PF	FD	+/-
					M/A	%	M/A	%	M/A	%	OR	DR	TOT							
1	KNEZHEVIKJ Milosh	7:04	2	0.67	2/3	67						2	2	1	2				1	-6
*2	KACARSKI Nikola	8:56	4	0.67	4/6	67					1	2	3	1	3	2			1	-5
*3	DIMEVSKI Karlo	8:14	3	0.33	2/5	40	0/3	0	1/1	100		2	2	2	4	1		3	2	-5
*4	RISTOVSKI Goran	6:41	2	0.67	1/1	100	0/1	0	1/1	100		4	4		1	2		4		-7
Team																				
Totals			11	0.52	9/15	60	0/4	0	2/2	100	1	10	11	4	10	3	2	7	4	

#### CRO - Croatia

No.	Name	MIN	PTS	S-EFF	1 Point		2 Points		Free Throws		Rebounds			AS	TO	ST	BS	PF	FD	+/-
					M/A	%	M/A	%	M/A	%	OR	DR	TOT							
*7	JURICKI Luka	7:29	3	0.33	2/4	50	0/2	0	1/3	33	3	2	5	3	3	4		1	3	5
*10	ANTOLIC Borna	8:02	3	0.43	1/2	50	0/3	0	2/2	100	2		2	1	1	2		1	1	3
11	SEDLAR Roko	8:17	7	0.78	7/8	88	0/1	0			1		1	1	2	1	2	2	2	5
*35	JACOVIC Jakov	7:27	5	0.42	3/8	38	1/3	33	0/1	0	2	3	5	2		2	1	1	1	8
Team																				
Totals			18	0.49	13/22	59	1/9	11	3/6	50	8	5	13	7	6	8	2	5	7	

	MKD	CRO
Team Fouls	7	5
Teams Fouls at 7	8:17	
Teams Fouls at 10		
Technical Fouls		
Unsportsmanlike Fouls		

	MKD	CRO
Biggest lead	2	8
Biggest scoring run	3-0 (3-1)	4-0 (7-11)
Lead changes	3	

#### LEGEND

%	Shooting Percentage	*	Game Starters	+/-	Plus Minus	AS	Assists
BS	Blocked Shots	DR	Defensive Rebounds	EFF	Efficiency	FD	Fouls Drawn
M/A	Made/Attempts	MIN	Minutes Played	OR	Offensive Rebounds	PF	Fouls
PTS	Points	ST	Steals	TO	Turnovers	TOT	Total Rebounds





SUN 10 SEP 2023  
Start time 21:55

## Results

Game Duration: 18:32

### GRE 21 vs 7 MKD

Referee: Tomislav PRPIC (CRO)  
Referee: Jure LESAR (SLO)

GRE	21
MKD	7

#### GRE - Greece

No.	Name	MIN	PTS	S-EFF	1 Point		2 Points		Free Throws		Rebounds			AS	TO	ST	BS	PF	FD	+/-
					M/A	%	M/A	%	M/A	%	OR	DR	TOT							
*1	BARMPAS Dimitrios	7:29	5	0.63	4/7	57			1/1	100	4	4	8	2		1			2	11
*4	PETRIDIS Ilias	8:38	5	0.63	5/5	100	0/3	0			1	4	5	3	2			1	1	13
*14	KALIANIOTIS Georgios	8:44	7	0.50	7/12	58	0/1	0	0/1	0	5	2	7	4	1	1	1	3	2	13
91	ZARKADOULAS Vasileios	8:08	4	0.44	2/3	67	1/6	17				4	4	6	1	2			1	14
Team																				
Totals			21	0.54	18/27	67	1/10	10	1/2	50	10	14	24	15	4	4	1	4	6	

#### MKD - North Macedonia

No.	Name	MIN	PTS	S-EFF	1 Point		2 Points		Free Throws		Rebounds			AS	TO	ST	BS	PF	FD	+/-
					M/A	%	M/A	%	M/A	%	OR	DR	TOT							
1	KNEZHEVIKJ Milosh	5:50	0	0.00	0/2	0	0/1	0	0/1	0	2	1	3	3	1			1	1	-9
*2	KACARSKI Nikola	9:50	4	0.57	4/5	80	0/1	0	0/1	0		1	1		3	1		2	1	-14
*3	DIMEVSKI Karlo	7:43	1	0.14	1/5	20	0/2	0				2	2	2	5				1	-12
*4	RISTOVSKI Goran	8:20	2	0.50	2/3	67	0/1	0				2	2	1	2	1		3	1	-13
Team																				
Totals			7	0.32	7/15	47	0/5	0	0/2	0	2	6	8	6	11	2		6	4	

	GRE	MKD
Team Fouls	4	6
Teams Fouls at 7		
Teams Fouls at 10		
Technical Fouls		
Unsportsmanlike Fouls		

	GRE	MKD
Biggest lead	14	
Biggest scoring run	8-0 (8-0)	2-0 (14-3)
Lead changes		

#### LEGEND

%	Shooting Percentage	*	Game Starters	+/-	Plus Minus	AS	Assists
BS	Blocked Shots	DR	Defensive Rebounds	EFF	Efficiency	FD	Fouls Drawn
M/A	Made/Attempts	MIN	Minutes Played	OR	Offensive Rebounds	PF	Fouls
PTS	Points	ST	Steals	TO	Turnovers	TOT	Total Rebounds



MON 11 SEP 2023  
Start time 19:50

## Results

Game Duration: 20:52

### GRE 21 vs 14 KOS

Referee: Tomislav PRPIC (CRO)  
Referee: GHARBI M. (TUN)

GRE	21
KOS	14

#### GRE - Greece

No.	Name	MIN	PTS	S-EFF	1 Point		2 Points		Free Throws		Rebounds			AS	TO	ST	BS	PF	FD	+/-
					M/A	%	M/A	%	M/A	%	OR	DR	TOT							
*1	BARMPAS Dimitrios	5:55	5	0.50	3/8	38			2/2	100	2	2	4					1	1	7
*4	PETRIDIS Ilias	6:42	8	0.57	6/10	60	1/1	100	0/3	0	4	4	8	1		2		3	4	5
*14	KALIANIOTIS Georgios	5:04	4	0.50	3/5	60			1/3	33		4	4	2		1		5	4	4
91	ZARKADOULAS Vasileios	5:57	4	0.31	3/6	50	0/3	0	1/4	25	2	1	3	5				2	3	5
Team																				
Totals			21	0.47	15/29	52	1/4	25	4/12	33	8	11	19	8		3		11	12	

#### KOS - Kosovo

No.	Name	MIN	PTS	S-EFF	1 Point		2 Points		Free Throws		Rebounds			AS	TO	ST	BS	PF	FD	+/-
					M/A	%	M/A	%	M/A	%	OR	DR	TOT							
*9	ZEKAJ Mirlind	7:50	5	0.42	4/7	57	0/2	0	1/3	33	1	3	4				3	6	3	-7
*10	REXHEPI Donat	7:50	5	0.71	3/4	75	1/2	50	0/1	0		3	3	1	3			2	4	-7
*12	SHALA Drilon	7:50	4	0.36	1/5	20			3/6	50		4	4	1				4	4	-7
Team																				
Totals			14	0.47	8/16	50	1/4	25	4/10	40	1	10	11	2	5		3	12	11	

	GRE	KOS
Team Fouls	11	12
Teams Fouls at 7	4:21	4:59
Teams Fouls at 10	5:34	6:07
Technical Fouls		
Unsportsmanlike Fouls		

	GRE	KOS
Biggest lead	8	
Biggest scoring run	6-0 (6-0)	4-0 (14-11)
Lead changes		

#### LEGEND

%	Shooting Percentage	*	Game Starters	+/-	Plus Minus	AS	Assists
BS	Blocked Shots	DR	Defensive Rebounds	EFF	Efficiency	FD	Fouls Drawn
M/A	Made/Attempts	MIN	Minutes Played	OR	Offensive Rebounds	PF	Fouls
PTS	Points	ST	Steals	TO	Turnovers	TOT	Total Rebounds



MON 11 SEP 2023  
Start time 21:05

## Results

Game Duration: 22:40

### CRO 9 vs 17 GRE

Referee: Oussama AIMEUR (ALG)

Referee: Jure LESAR (SLO)

CRO	9
GRE	17

#### CRO - Croatia

No.	Name	MIN	PTS	S-EFF	1 Point		2 Points		Free Throws		Rebounds			AS	TO	ST	BS	PF	FD	+/-
					M/A	%	M/A	%	M/A	%	OR	DR	TOT							
*7	JURICKI Luka	6:50	2	0.25	2/5	40	0/3	0						4	4	2		2	2	-5
*10	ANTOLIC Borna	8:34	0	0.00			0/1	0				2	2		2		1			-9
11	SEDLAR Roko	8:15	4	0.57	4/5	80			0/2	0		3	3	1	5	1		3	3	-8
*35	JACOVIC Jakov	7:01	3	0.50	1/4	25	1/2	50				3	3	1	2		1	4	3	-1
Team																				
Totals			9	0.41	7/14	50	1/6	17	0/2	0		8	8	6	13	3	2	9	8	

#### GRE - Greece

No.	Name	MIN	PTS	S-EFF	1 Point		2 Points		Free Throws		Rebounds			AS	TO	ST	BS	PF	FD	+/-
					M/A	%	M/A	%	M/A	%	OR	DR	TOT							
*1	BARMPAS Dimitrios	8:35	4	0.57	2/4	50	0/1	0	2/2	100		5	5	2	1	3		1	2	7
*4	PETRIDIS Ilias	8:14	3	0.50	3/6	50					1	2	3	1	2	2	2	2		7
*14	KALIANIOTIS Georgios	5:59	7	0.58	6/8	75			1/4	25	2	1	3		1	1	1	3	5	7
91	ZARKADOULAS Vasileios	7:16	3	0.50	1/2	50	0/2	0	2/2	100	1	2	3	2	2	3		2	2	3
Team																				
Totals			17	0.55	12/20	60	0/3	0	5/8	63	4	10	14	5	6	9	3	8	9	

	CRO	GRE
Team Fouls	9	8
Teams Fouls at 7	5:00	6:52
Teams Fouls at 10		
Technical Fouls		
Unsportsmanlike Fouls		

	CRO	GRE
Biggest lead	3	8
Biggest scoring run	3-0 (5-3)	7-0 (9-17)
Lead changes	2	

#### LEGEND

%	Shooting Percentage	*	Game Starters	+/-	Plus Minus	AS	Assists
BS	Blocked Shots	DR	Defensive Rebounds	EFF	Efficiency	FD	Fouls Drawn
M/A	Made/Attempts	MIN	Minutes Played	OR	Offensive Rebounds	PF	Fouls
PTS	Points	ST	Steals	TO	Turnovers	TOT	Total Rebounds



SUN 10 SEP 2023  
Start time 20:15

## Results

Game Duration: 23:37

### TUN 12 vs 17 ALG

Referee: Tomislav PRPIC (CRO)  
Referee: Ioannis MALAMAS (GRE)

TUN 12  
ALG 17

#### TUN - Tunisia

No.	Name	MIN	PTS	S-EFF	1 Point		2 Points		Free Throws		Rebounds			AS	TO	ST	BS	PF	FD	+/-
					M/A	%	M/A	%	M/A	%	OR	DR	TOT							
*3	EL KISSI Wissem	10:00	7	0.50	4/8	50	1/2	50	1/4	25	3	3	6		5		2	3	6	-5
*7	MGHIRBI Mohamed Aziz	8:21	1	0.17	1/6	17					3	1	4		2			3		-6
8	BENGABSIA Ezzeddine	2:39										1	1	1	1		1			1
*24	DHIF Youssef Sedik	9:49	4	0.29	2/8	25	0/2	0	2/4	50	1	2	3	2				1	2	-5
Team																				
Totals			12	0.35	7/22	32	1/4	25	3/8	38	7	7	14	2	8		3	7	8	

#### ALG - Algeria

No.	Name	MIN	PTS	S-EFF	1 Point		2 Points		Free Throws		Rebounds			AS	TO	ST	BS	PF	FD	+/-
					M/A	%	M/A	%	M/A	%	OR	DR	TOT							
*1	MESSAOUDI Faredji	9:07	4	0.80	1/2	50			3/3	100	4	2	6	1			2	2	3	5
2	HADI Dalil	9:58	9	0.53	5/11	45	2/6	33			2	2	2		3	2		2	1	5
*3	LOUASSA Hakim Yassine	10:00	3	0.23	1/8	13	1/5	20			1	4	5	2		1		2	1	5
*10	BEN ZAIM Sid Ali	2:21	1	0.50	1/2	50					1	1	2					3	2	1
Team																				
Totals			17	0.46	8/23	35	3/11	27	3/3	100	6	9	15	3	3	3	2	9	7	

	TUN	ALG
Team Fouls	7	9
Teams Fouls at 7	5:35	7:57
Teams Fouls at 10		
Technical Fouls		
Unsportsmanlike Fouls		

	TUN	ALG
Biggest lead	1	6
Biggest scoring run	3-0 (10-12)	4-0 (4-9)
Lead changes		

#### LEGEND

%	Shooting Percentage	*	Game Starters	+/-	Plus Minus	AS	Assists
BS	Blocked Shots	DR	Defensive Rebounds	EFF	Efficiency	FD	Fouls Drawn
M/A	Made/Attempts	MIN	Minutes Played	OR	Offensive Rebounds	PF	Fouls
PTS	Points	ST	Steals	TO	Turnovers	TOT	Total Rebounds



MON 11 SEP 2023  
Start time 19:00

## Results

Game Duration: 22:56

### SLO 8 vs 9 TUN (7-7; 1-2)

Referee: Ioannis MALAMAS (GRE)  
Referee: Oussama AIMEUR (ALG)

		OT	
SLO	7		8
TUN	7		9

#### SLO - Slovenia

No.	Name	MIN	PTS	S-EFF	1 Point		2 Points		Free Throws		Rebounds			AS	TO	ST	BS	PF	FD	+/-
					M/A	%	M/A	%	M/A	%	OR	DR	TOT							
8	GERBEC Martin	7:40	2	0.67	2/3	67					1	4	5	1	2			2		1
*10	ZIZMOND Matevz	6:52	3	0.38	2/5	40	0/1	0	1/2	50	2		2	1	2	1	1	3	2	-1
*13	HASKIC Elmir	7:01	2	0.40	2/4	50	0/1	0			1	2	3	1	2	1		3		-1
*15	OBERLAJT Jaka	9:13	1	0.13	1/4	25	0/3	0	0/1	0	1	4	5	2	4	1			5	-1
Team																				
Totals			8	0.33	7/16	44	0/5	0	1/3	33	5	10	15	5	10	3	1	8	7	

#### TUN - Tunisia

No.	Name	MIN	PTS	S-EFF	1 Point		2 Points		Free Throws		Rebounds			AS	TO	ST	BS	PF	FD	+/-
					M/A	%	M/A	%	M/A	%	OR	DR	TOT							
*3	EL KISSI Wissem	9:31	1	0.20	1/5	20						2	2	1	2			2		
*7	MGHIRBI Mohamed Aziz	7:40	4	0.57	4/7	57					1	3	4		1	3		2	1	1
8	BENGABSIA Ezzeddine	3:11	0	0.00	0/2	0						2	2					3	1	1
*24	DHIF Youssef Sedik	9:42	4	0.31	4/10	40	0/1	0	0/2	0	2	1	3	1	3	2			5	1
Team																				
Totals			9	0.33	9/24	38	0/1	0	0/2	0	3	8	11	2	6	5		7	7	

	SLO	TUN
Team Fouls	8	7
Teams Fouls at 7	6:57	9:48
Teams Fouls at 10		
Technical Fouls		
Unsportsmanlike Fouls		

	SLO	TUN
Biggest lead		2
Biggest scoring run	2-0 (7-7)	2-0 (5-7)
Lead changes		

#### LEGEND

%	Shooting Percentage	*	Game Starters	+/-	Plus Minus	AS	Assists
BS	Blocked Shots	DR	Defensive Rebounds	EFF	Efficiency	FD	Fouls Drawn
M/A	Made/Attempts	MIN	Minutes Played	OR	Offensive Rebounds	PF	Fouls
PTS	Points	ST	Steals	TO	Turnovers	TOT	Total Rebounds



MON 11 SEP 2023  
Start time 21:30

### Results

Game Duration: 23:46

## ALG 11 vs 13 SLO

Referee: Tomislav PRPIC (CRO)  
Referee: Ioannis MALAMAS (GRE)

ALG	11
SLO	13

#### ALG - Algeria

No.	Name	MIN	PTS	S-EFF	1 Point		2 Points		Free Throws		Rebounds			AS	TO	ST	BS	PF	FD	+/-
					M/A	%	M/A	%	M/A	%	OR	DR	TOT							
*1	MESSAOUDI Faredi	6:48	1	0.50	1/2	50					4	3	7	1	2	1	1	1	1	-1
*2	HADI Dalil	10:00	7	0.39	1/8	13	3/8	38	0/2	0	1		1	1	3			1	2	-2
*3	LOUASSA Hakim Yassine	10:00	2	0.22	2/5	40	0/2	0	0/2	0		4	4	3	5	1		1	3	-2
10	BEN ZAIM Sid Ali	3:48	1	0.33	1/3	33					1		1			1	1	1	1	-2
Team																				
Totals			11	0.34	5/18	28	3/10	30	0/4	0	6	7	13	5	10	3	2	4	7	

#### SLO - Slovenia

No.	Name	MIN	PTS	S-EFF	1 Point		2 Points		Free Throws		Rebounds			AS	TO	ST	BS	PF	FD	+/-
					M/A	%	M/A	%	M/A	%	OR	DR	TOT							
*8	GERBEC Martin	7:51	3	0.60	3/5	60					4	4	4	1	1			2		5
*10	ZIZMOND Matevz	6:43	4	0.80	4/4	100			0/1	0	2	4	6	1	1	1		2	1	2
13	HASKIC Elmir	8:09	4	0.57	4/5	80	0/2	0				2	2	2	2	1		3	2	2
*15	OBERLAJT Jaka	8:14	2	0.29	1/5	20	0/1	0	1/1	100		1	1	3	4	1			1	
Team																				
Totals			13	0.54	12/19	63	0/3	0	1/2	50	2	11	13	7	8	3		7	4	

	ALG	SLO
Team Fouls	4	7
Teams Fouls at 7		9:58
Teams Fouls at 10		
Technical Fouls		
Unsportsmanlike Fouls		

	ALG	SLO
Biggest lead	3	3
Biggest scoring run	5-0 (5-2)	4-0 (5-6)
Lead changes	3	

#### LEGEND

%	Shooting Percentage	*	Game Starters	+/-	Plus Minus	AS	Assists
BS	Blocked Shots	DR	Defensive Rebounds	EFF	Efficiency	FD	Fouls Drawn
M/A	Made/Attempts	MIN	Minutes Played	OR	Offensive Rebounds	PF	Fouls
PTS	Points	ST	Steals	TO	Turnovers	TOT	Total Rebounds



TUE 12 SEP 2023  
Start time 20:00

## Results

Game Duration: 18:57

### GRE 21 vs 5 SLO

Referee: Tomislav PRPIC (CRO)  
Referee: GHARBI M. (TUN)

GRE	21
SLO	5

#### GRE - Greece

No.	Name	MIN	PTS	S-EFF	1 Point		2 Points		Free Throws		Rebounds			AS	TO	ST	BS	PF	FD	+/-
					M/A	%	M/A	%	M/A	%	OR	DR	TOT							
*1	BARMPAS Dimitrios	6:54	2	0.33	1/4	25	0/1	0	1/1	100	1	3	4	1		1	1		1	13
*4	PETRIDIS Ilias	7:10	8	1.00	5/6	83	1/1	100	1/1	100	3	1	4	2		1		2	3	11
*14	KALIANIOTIS Georgios	6:43	6	0.60	6/6	100	0/1	0	0/3	0	2	6	8	3	3	1		3	3	14
91	ZARKADOULAS Vasileios	7:19	5	0.45	1/3	33	1/6	17	2/2	100	2	3	5	3	3	1		2	2	12
Team																				
Totals			21	0.60	13/19	68	2/9	22	4/7	57	8	13	21	9	6	4	1	7	9	

#### SLO - Slovenia

No.	Name	MIN	PTS	S-EFF	1 Point		2 Points		Free Throws		Rebounds			AS	TO	ST	BS	PF	FD	+/-
					M/A	%	M/A	%	M/A	%	OR	DR	TOT							
*8	GERBEC Martin	5:33	2	0.25	2/5	40	0/2	0	0/1	0	3		3		1	1		4	1	-8
*10	ZIZMOND Matevz	7:52	0	0.00	0/4	0	0/2	0						2				1		-14
13	HASKIC Elmir	7:02	0	0.00	0/3	0	0/1	0	0/1	0	1	1	2		3			3	2	-12
*15	OBERLAJT Jaka	7:48	3	0.25	0/2	0	1/7	14	1/3	33	3	3	6		2	1		1	4	-13
Team																				
Totals			5	0.16	2/14	14	1/12	8	1/5	20	7	4	11	2	6	2		9	7	

	GRE	SLO
Team Fouls	7	9
Teams Fouls at 7	6:17	6:38
Teams Fouls at 10		
Technical Fouls		
Unsportsmanlike Fouls		

	GRE	SLO
Biggest lead	16	
Biggest scoring run	7-0 (21-5)	2-0 (2-2)
Lead changes		1

#### LEGEND

%	Shooting Percentage	*	Game Starters	+/-	Plus Minus	AS	Assists
BS	Blocked Shots	DR	Defensive Rebounds	EFF	Efficiency	FD	Fouls Drawn
M/A	Made/Attempts	MIN	Minutes Played	OR	Offensive Rebounds	PF	Fouls
PTS	Points	ST	Steals	TO	Turnovers	TOT	Total Rebounds



TUE 12 SEP 2023  
Start time 20:30

## Results

Game Duration: 20:51

### ALG 10 vs 13 CRO

Referee: Ioannis MALAMAS (GRE)  
Referee: Jure LESAR (SLO)

ALG	10
CRO	13

#### ALG - Algeria

No.	Name	MIN	PTS	S-EFF	1 Point		2 Points		Free Throws		Rebounds			AS	TO	ST	BS	PF	FD	+/-
					M/A	%	M/A	%	M/A	%	OR	DR	TOT							
*1	MESSAOUDI Faredi	5:49	0	0.00	0/1	0					2	3	5		2	2		3	1	
*2	HADI Dalil	9:03	4	0.25	4/9	44	0/6	0	0/1	0	2	1	3		4	1			1	-5
3	LOUASSA Hakim Yassine	6:50	2	0.18	2/7	29	0/4	0			2	1	3		1					-3
*10	BEN ZAIM Sid Ali	8:27	4	0.50	4/8	50					5	3	8	2	1		2	1	1	-1
Team																				
Totals			10	0.28	10/25	40	0/10	0	0/1	0	11	8	19	2	8	3	2	4	3	

#### CRO - Croatia

No.	Name	MIN	PTS	S-EFF	1 Point		2 Points		Free Throws		Rebounds			AS	TO	ST	BS	PF	FD	+/-
					M/A	%	M/A	%	M/A	%	OR	DR	TOT							
7	JURICKI Luka	5:56	0	0.00	0/3	0					1	2	3	3	3		1			4
*10	ANTOLIC Borna	7:15	3	0.50	3/4	75	0/1	0	0/1	0	2	1	3		1	1			1	
*11	SEDLAR Roko	8:13	7	0.64	4/9	44	1/1	100	1/1	100	3	1	4	1	2	1		2	3	1
*35	JACOVIC Jakov	8:43	3	0.30	3/8	38	0/2	0			2	4	6		1	1		1		5
Team																				
Totals			13	0.43	10/24	42	1/4	25	1/2	50	8	8	16	4	7	3	1	3	4	

	ALG	CRO
Team Fouls	4	3
Teams Fouls at 7		
Teams Fouls at 10		
Technical Fouls		
Unsportsmanlike Fouls		

	ALG	CRO
Biggest lead	1	3
Biggest scoring run	3-0 (9-8)	3-0 (5-7)
Lead changes	3	

#### LEGEND

%	Shooting Percentage	*	Game Starters	+/-	Plus Minus	AS	Assists
BS	Blocked Shots	DR	Defensive Rebounds	EFF	Efficiency	FD	Fouls Drawn
M/A	Made/Attempts	MIN	Minutes Played	OR	Offensive Rebounds	PF	Fouls
PTS	Points	ST	Steals	TO	Turnovers	TOT	Total Rebounds





TUE 12 SEP 2023  
Start time 22:30

## Results

Game Duration: 23:49

### GRE 12 vs 11 CRO

Referee: Oussama AIMEUR (ALG)  
Referee: Jure LESAR (SLO)

GRE	12
CRO	11

#### GRE - Greece

No.	Name	MIN	PTS	S-EFF	1 Point		2 Points		Free Throws		Rebounds			AS	TO	ST	BS	PF	FD	+/-
					M/A	%	M/A	%	M/A	%	OR	DR	TOT							
*1	BARMPAS Dimitrios	7:46	1	0.25	0/2	0			1/2	50		5	5					1	2	-2
*4	PETRIDIS Ilias	9:08	4	0.31	4/10	40	0/1	0	0/2	0	3	4	7	1	1			2	2	1
*14	KALIANIOTIS Georgios	5:41	3	0.27	3/9	33			0/2	0	3	2	5		1	1		1	2	5
91	ZARKADOULAS Vasileios	7:30	4	0.40	3/4	75	0/3	0	1/3	33	2	1	3	2	3	1		2	2	-1
Team																				
Totals			12	0.32	10/25	40	0/4	0	2/9	22	8	12	20	3	5	2		6	8	

#### CRO - Croatia

No.	Name	MIN	PTS	S-EFF	1 Point		2 Points		Free Throws		Rebounds			AS	TO	ST	BS	PF	FD	+/-
					M/A	%	M/A	%	M/A	%	OR	DR	TOT							
*7	JURICKI Luka	6:00	6	0.60	2/4	50	2/6	33			2	1	3	1	3				1	3
*10	ANTOLIC Borna	6:51	3	0.38	0/1	0	1/6	17	1/1	100		2	2		1			2	1	2
11	SEDLAR Roko	8:53	2	0.20	2/10	20					3	3	6	1				3	1	-2
*35	JACOVIC Jakov	8:34	0	0.00	0/1	0	0/2	0	0/2	0		5	5		2	1	1	3	3	-1
Team																				
Totals			11	0.33	4/16	25	3/14	21	1/3	33	5	11	16	2	6	1	1	8	6	

	GRE	CRO
Team Fouls	6	8
Teams Fouls at 7		8:28
Teams Fouls at 10		
Technical Fouls		
Unsportsmanlike Fouls		

	GRE	CRO
Biggest lead	6	
Biggest scoring run	5-0 (7-1)	6-0 (7-7)
Lead changes		1

#### LEGEND

%	Shooting Percentage	*	Game Starters	+/-	Plus Minus	AS	Assists
BS	Blocked Shots	DR	Defensive Rebounds	EFF	Efficiency	FD	Fouls Drawn
M/A	Made/Attempts	MIN	Minutes Played	OR	Offensive Rebounds	PF	Fouls
PTS	Points	ST	Steals	TO	Turnovers	TOT	Total Rebounds



TUE 12 SEP 2023  
Start time 21:30

## Results

Game Duration: 22:01

### SLO 12 vs 10 ALG

Referee: Ioannis MALAMAS (GRE)  
Referee: Tomislav PRPIC (CRO)

SLO 12  
ALG 10

#### SLO - Slovenia

No.	Name	MIN	PTS	S-EFF	1 Point		2 Points		Free Throws		Rebounds			AS	TO	ST	BS	PF	FD	+/-
					M/A	%	M/A	%	M/A	%	OR	DR	TOT							
8	GERBEC Martin	8:34	3	1.00	1/2	50	1/1	100			1	5	6	2		3			1	2
*10	ZIZMOND Matevz	7:02	2	0.40	2/2	100	0/3	0			1	2	3					2		
*13	HASKIC Elmir	8:10	4	0.29	2/10	20			2/4	50	3	2	5		3	2	1	2	4	5
*15	OBERLAJT Jaka	6:30	3	0.50	1/2	50	0/2	0	2/2	100	1	1	1	2	3			2	4	-1
Team																				
Totals			12	0.43	6/16	38	1/6	17	4/6	67	5	10	15	4	6	5	1	6	9	

#### ALG - Algeria

No.	Name	MIN	PTS	S-EFF	1 Point		2 Points		Free Throws		Rebounds			AS	TO	ST	BS	PF	FD	+/-
					M/A	%	M/A	%	M/A	%	OR	DR	TOT							
*1	MESSAOUDI Faredj	9:08	0	0.00	0/1	0					2	4	6		2	1	1	4		-1
2	HADI Dalil	9:18	7	0.35	5/12	42	1/7	14	0/1	0	2	2	4	1	3	1	1	3	3	-1
*3	LOUASSA Hakim Yassine	3:03	0	0.00	0/1	0	0/4	0												-4
*10	BEN ZAIM Sid Ali	8:31	3	0.60	3/4	75			0/1	0	3	3	6	2	3		2	2	3	
Team																				
Totals			10	0.32	8/18	44	1/11	9	0/2	0	7	9	16	3	8	2	4	9	6	

	SLO	ALG
Team Fouls	6	9
Teams Fouls at 7		6:32
Teams Fouls at 10		
Technical Fouls		
Unsportsmanlike Fouls		

	SLO	ALG
Biggest lead	2	2
Biggest scoring run	4-0 (8-6)	2-0 (1-2)
Lead changes	3	

#### LEGEND

%	Shooting Percentage	*	Game Starters	+/-	Plus Minus	AS	Assists
BS	Blocked Shots	DR	Defensive Rebounds	EFF	Efficiency	FD	Fouls Drawn
M/A	Made/Attempts	MIN	Minutes Played	OR	Offensive Rebounds	PF	Fouls
PTS	Points	ST	Steals	TO	Turnovers	TOT	Total Rebounds

A stylized logo of a swimmer in white, positioned within a blue shape that resembles a swimmer's head or a splash. Below the swimmer are horizontal stripes in blue, white, and red. A yellow line loops around the swimmer and extends across the page.

# OPEN WATER SWIMMING

RESULTS  
BOOK

3<sup>rd</sup>

MEDITERRANEAN  
BEACH GAMES



## Medal Standings

RANK	NOC	NATION	WOMEN				MEN				MIXED				MEDALS	
			G	S	B	TOT	G	S	B	TOT	G	S	B	TOT	TOT	RNK
1	ITA	ITALY	1		1	2	1	1		2					4	1
2	POR	PORTUGAL		1		1			1	1					2	2
		<b>TOTAL</b>	1	1	1	3	1	1	1	3					6	

## Medallists

MEDAL	SURNAME & NAME	DATE OF BIRTH	NOC
-------	----------------	---------------	-----

### 5km

GOLD	<b>BRIDI Arianna</b>	06 SEP 1995	<b>ITA</b>
SILVER	<b>JORGE ROSA Mafalda Sofia</b>	02 NOV 2003	<b>POR</b>
BRONZE	<b>CICCARELLA Silvia</b>	08 JUN 2000	<b>ITA</b>

## Start List

BIB	SURNAME & NAME	NOC	BORN	START TIME	TIME	RANK
<b>Event 2</b>						
15 SEP 2023 - 8:05						
<b>5km Final</b>						
<b>Women</b>						
21	GIANOPOULOU Nefeli Evan	GRE	06 DEC 2001	8:05:00.0		
22	BOSNJAK Klara	CRO	27 MAY 2004	8:05:00.0		
23	CICCARELLA Silvia	ITA	08 JUN 2000	8:05:00.0		
24	RAKOPOULOU Antonia	GRE	03 JUN 2008	8:05:00.0		
25	JORGE ROSA Mafalda Sofia	POR	02 NOV 2003	8:05:00.0		
26	MEQDAR Malak	MAR	13 MAR 2007	8:05:00.0		
27	BRIDI Arianna	ITA	06 SEP 1995	8:05:00.0		
28	SUMAJSTORCIC Matea	CRO	05 APR 1999	8:05:00.0		
29	RIBEIRO ANDRE Angelica M	POR	13 OCT 1994	8:05:00.0		

## Results

RANK	BIB	SURNAME & NAME	NOC	BORN	2500m	FINISH	GAP
<b>Event 2</b>							
<b>15 SEP 2023 - 8:05</b>							
<b>5km Final</b>							
1	27	<b>BRIDI Arianna</b>	ITA	06 SEP 1995		<b>59:58.9</b>	
2	25	<b>JORGE ROSA Mafalda Sofia</b>	POR	02 NOV 2003		<b>59:59.1</b>	0.2
3	23	<b>CICCARELLA Silvia</b>	ITA	08 JUN 2000		<b>1:00:03.0</b>	4.1
4	29	<b>RIBEIRO ANDRE Angelica M</b>	POR	13 OCT 1994		<b>1:00:39.4</b>	40.5
5	24	<b>RAKOPOULOU Antonia</b>	GRE	03 JUN 2008		<b>1:02:14.7</b>	2:15.8
6	28	<b>SUMAJSTORCIC Matea</b>	CRO	05 APR 1999		<b>1:02:16.6</b>	2:17.7
7	22	<b>BOSNJAK Klara</b>	CRO	27 MAY 2004		<b>1:02:21.3</b>	2:22.4
8	21	<b>GIANNOPOULOU Nefeli Evan</b>	GRE	06 DEC 2001		<b>1:02:42.8</b>	2:43.9
9	26	<b>MEQDAR Malak</b>	MAR	13 MAR 2007		<b>1:06:56.6</b>	6:57.7

Issued: 15 SEP 2023 at 9:24

## Medallists

MEDAL	SURNAME & NAME	DATE OF BIRTH	NOC
-------	----------------	---------------	-----

### 5km

GOLD	<b>GUIDI Marcello</b>	06 MAY 1997	<b>ITA</b>
SILVER	<b>VERANI Dario</b>	01 JAN 1995	<b>ITA</b>
BRONZE	<b>CAMPOS Tiago</b>	16 MAR 1999	<b>POR</b>



## Start List

BIB	SURNAME & NAME	NOC	BORN	START TIME	TIME	RANK
<b>Event 1</b>						
15 SEP 2023 - 8:00						
<b>5km Final</b>						
<b>Men</b>						
1	ERGATOUDES Yiannis	CYP	02 MAY 2006	8:00:00.0		
2	DALDOGIANNIS Asterios	GRE	22 MAR 1997	8:00:00.0		
3	GUIDI Marcello	ITA	06 MAY 1997	8:00:00.0		
4	CAMPOS Tiago	POR	16 MAR 1999	8:00:00.0		
5	DESKU Sidrit	KOS	20 AUG 2005	8:00:00.0		
6	SKARIS Ioannis	GRE	27 MAR 2006	8:00:00.0		
7	QATAT Ezuldeen	LBA	03 MAY 1999	8:00:00.0		
8	RODOLFOU Rodolfos	CYP	15 MAY 2006	8:00:00.0		
9	SANTOS CARDOSO Diogo	POR	07 APR 2001	8:00:00.0		
10	DALLA Eduard	ALB	24 OCT 1978	8:00:00.0		
11	MUJAN Grgo	CRO	07 APR 1999	8:00:00.0		
12	VERANI Dario	ITA	01 JAN 1995	8:00:00.0		
13	BUDIMA Arion	KOS	24 APR 2008	8:00:00.0		

## Results

RANK BIB SURNAME & NAME NOC BORN 2500m FINISH GAP

### Event 1

15 SEP 2023 - 8:00

### 5km Final

RANK	BIB	SURNAME & NAME	NOC	BORN	2500m	FINISH	GAP
1	3	GUIDI Marcello	ITA	06 MAY 1997		55:50.7	
2	12	VERANI Dario	ITA	01 JAN 1995		55:51.2	0.5
3	4	CAMPOS Tiago	POR	16 MAR 1999		56:00.0	9.3
4	2	DALDOGIANNIS Asterios	GRE	22 MAR 1997		56:01.5	10.8
5	6	SKARIS Ioannis	GRE	27 MAR 2006		56:24.0	33.3
6	9	SANTOS CARDOSO Diogo	POR	07 APR 2001		57:10.7	1:20.0
7	8	RODOLFOU Rodolfos	CYP	15 MAY 2006		57:33.7	1:43.0
8	11	MUJAN Grgo	CRO	07 APR 1999		1:00:26.8	4:36.1
9	1	ERGATOUDES Yiannis	CYP	02 MAY 2006		1:03:28.9	7:38.2
10	5	DESKU Sidrit	KOS	20 AUG 2005		1:04:10.6	8:19.9
11	13	BUDIMA Arion	KOS	24 APR 2008		1:05:28.0	9:37.3
12	7	QATAT Ezuldeen	LBA	03 MAY 1999		1:10:21.5	14:30.8

NOT CLASSIFIED

10	DALLA Eduard	ALB	24 OCT 1978			OTL	
----	--------------	-----	-------------	--	--	-----	--

Issued: 15 SEP 2023 at 9:24

## Competition Schedule

DATE	TIME	EVENT	No.	
15 SEP 2023	8:00	5km Men	1	Final
	8:05	5km Women	2	Final

# CANOE OCEAN RACING

RESULTS  
BOOK

3<sup>rd</sup>

MEDITERRANEAN  
BEACH GAMES



HERAKLION



## Medal Standings

RANK	NOC	NATION	WOMEN				MEN				MIXED				MEDALS			
			G	S	B	TOT	G	S	B	TOT	G	S	B	TOT	TOT	RNK		
1	ESP	<b>SPAIN</b>	1		1	<b>2</b>	1										<b>3</b>	<b>1</b>
2	FRA	<b>FRANCE</b>		1		<b>1</b>			1								<b>2</b>	<b>2</b>
3	POR	<b>PORTUGAL</b>						1									<b>1</b>	<b>3</b>
		<b>TOTAL</b>	1	1	1	<b>3</b>	1	1	1	<b>3</b>							<b>6</b>	

## Medallists

MEDAL	SURNAME & NAME	DATE OF BIRTH	NOC
-------	----------------	---------------	-----

### 10 Km

#### Women

GOLD	VERGES XIFRA Judit	26 NOV 1993	ESP
SILVER	DELRIEUX Thais	17 SEP 2001	FRA
BRONZE	OSABA OLABERRI Amaia	01 MAY 1975	ESP



## Results

RANK	BIB	SURNAME & NAME	NOC	BORN	CLUB	FINISH	GAP
------	-----	----------------	-----	------	------	--------	-----

15 SEP 2023 - 15:00

### 10 Km Final

#### Women

1	48	VERGES XIFRA Judit	ESP	26 NOV 1993	Amigos Piraguismo	47:49.0	
2	40	DELRIEUX Thais	FRA	17 SEP 2001	Biarritz sauvetage	49:20.1	1:31.1
3	42	OSABA OLABERRI Amaia	ESP	01 MAY 1975	Piraguismo Pamplona	49:47.7	1:58.7
4	34	BATALHA SOTERO Sara	POR	16 SEP 1999	Clube do Mar Costa do Sol	51:05.7	3:16.7
5	46	BROUSTAL Floriane	FRA	08 APR 1993	Brest Bretagne Nautisme	51:30.8	3:41.8
6	45	DEWASTE Claire	FRA	29 MAY 2003	CC Lille	52:21.2	4:32.2
7	31	ZIRONI Lucrezia	ITA	07 APR 2002	G.S. Fiamme Azzurre	53:22.3	5:33.3
8	43	CANDELA Beatrice	ITA	26 OCT 2006	L.N.I. Sezione di Milano	54:31.7	6:42.7
9	37	AGOSTINETTI Chiara	ITA	02 FEB 2000	ASD Unione Canottieri Livornesi	55:21.5	7:32.5
10	39	KAMINARI Eleftheria	GRE	13 SEP 2001	NOC Greece	58:16.1	10:27.1
11	41	ALEXANDRAKI Eftychia	GRE	08 JUN 2007	NOC Greece	59:32.7	11:43.7
12	47	BEN OTHMANE Sabiha	TUN	23 APR 2007	Club Nautique Bizertin	1:00:29.9	12:40.9
13	38	KONSTANTINIDOU Kyriaki	CYP	24 NOV 2000	CYPRUS NOC	1:03:02.4	15:13.4
14	44	FERFAD Aya	ALG	17 AUG 2003	ALGER	1:04:07.5	16:18.5
15	32	HADJICHARALAMBOUS Savia	CYP	05 NOV 2002	CYPRUS NOC	1:04:16.7	16:27.7
16	49	KOUKLINOI Maria Nikoleta	GRE	20 JUN 2008	NOC Greece	1:04:32.2	16:43.2
17	33	BELHAJE MOHAMED Marwa	TUN	22 FEB 2005	Aviron Tunisois	1:07:37.9	19:48.9

NOT CLASSIFIED

35	ALY Lamar	EGY	31 OCT 2005	The Arab Contractors Club	DNF	
----	-----------	-----	-------------	---------------------------	-----	--

Issued: 15 SEP 2023 at 16:06



## Entry List

ORD SURNAME & NAME NOC BORN CLUB

15 SEP 2023 - 15:00

### 10 Km

#### Women

1	<b>FERFAD Aya</b>	ALG	17 AUG 2003	ALGER
2	<b>HADJICHARALAMBOUS Savia</b>	CYP	05 NOV 2002	CYPRUS NOC
3	<b>KONSTANTINIDOU Kyriaki</b>	CYP	24 NOV 2000	CYPRUS NOC
4	<b>ALY Lamar</b>	EGY	31 OCT 2005	The Arab Contractors Club
5	<b>OSABA OLABERRI Amaia</b>	ESP	01 MAY 1975	Piraguismo Pamplona
6	<b>VERGES XIFRA Judit</b>	ESP	26 NOV 1993	Amigos Piraguismo
7	<b>BROUSTAL Floriane</b>	FRA	08 APR 1993	Brest Bretagne Nautisme
8	<b>DELRIEUX Thais</b>	FRA	17 SEP 2001	Biarritz sauvetage
9	<b>DEWASTE Claire</b>	FRA	29 MAY 2003	CC Lille
10	<b>ALEXANDRAKI Eftychia</b>	GRE	08 JUN 2007	NOC Greece
11	<b>KAMINARI Eleftheria</b>	GRE	13 SEP 2001	NOC Greece
12	<b>KOUKLINOI Maria Nikoleta</b>	GRE	20 JUN 2008	NOC Greece
13	<b>AGOSTINETTI Chiara</b>	ITA	02 FEB 2000	ASD Unione Canottieri Livornesi
14	<b>CANDELA Beatrice</b>	ITA	26 OCT 2006	L.N.I. Sezione di Milano
15	<b>ZIRONI Lucrezia</b>	ITA	07 APR 2002	G.S. Fiamme Azzurre
16	<b>BATALHA SOTERO Sara</b>	POR	16 SEP 1999	Clube do Mar Costa do Sol
17	<b>BELHAJE MOHAMED Marwa</b>	TUN	22 FEB 2005	Aviron Tunisois
18	<b>BEN OTHMANE Sabiha</b>	TUN	23 APR 2007	Club Nautique Bizertin
19	<b>KAMERJI Ranim</b>	TUN	14 MAR 2003	Aviron Tunisois

## Medallists

MEDAL	SURNAME & NAME	DATE OF BIRTH	NOC
-------	----------------	---------------	-----

### 10 Km

#### Men

GOLD	<b>BOUZAN SANCHEZ</b> Walter	13 FEB 1978	<b>ESP</b>
SILVER	<b>PEREIRA</b> Bernardo	14 JAN 2003	<b>POR</b>
BRONZE	<b>HENOT</b> Hector	12 MAR 1999	<b>FRA</b>

## Start List

BIB SURNAME & NAME NOC BORN START TIME TIME RANK

### Event 1

15 SEP 2023 - 12:00

## 10 Km Final

### Men

BIB	SURNAME & NAME	NOC	BORN	START TIME	TIME	RANK
1	<b>HAIDRA Ayoub</b>	ALG	08 DEC 2000	12:00:00.0		
2	<b>DOUX Victor</b>	FRA	10 AUG 1992	12:00:00.0		
3	<b>HENOT Hector</b>	FRA	12 MAR 1999	12:00:00.0		
4	<b>PETROPOULOS Markelos</b>	GRE	17 APR 2006	12:00:00.0		
5	<b>CHRISTODOULOU Christos</b>	CYP	09 JAN 2004	12:00:00.0		
6	<b>SAPERDI Giovanni</b>	ITA	26 NOV 1996	12:00:00.0		
7	<b>ABDELGAWAD Youssef</b>	EGY	01 AUG 2004	12:00:00.0		
8	<b>MUZIO Matteo</b>	ITA	10 APR 2005	12:00:00.0		
9	<b>DALI Farouk</b>	TUN	10 JAN 2001	12:00:00.0		
10	<b>DIAKAKIS Nikolaos</b>	GRE	19 SEP 2006	12:00:00.0		
11	<b>LOPEZ GONZALEZ Javier</b>	ESP	17 AUG 1990	12:00:00.0		
12	<b>RENZI Nikolaos</b>	GRE	27 OCT 2004	12:00:00.0		
13	<b>PEREIRA Bernardo</b>	POR	14 JAN 2003	12:00:00.0		
14	<b>BOUZAN SANCHEZ Walter</b>	ESP	13 FEB 1978	12:00:00.0		
15	<b>ALLAGUI Koussay</b>	TUN	13 SEP 2003	12:00:00.0		
16	<b>LAMBERT Nicolas</b>	FRA	19 JUN 1983	12:00:00.0		
17	<b>RAZETO Nicolo</b>	ITA	02 AUG 1999	12:00:00.0		
18	<b>MAKNINE Sleheddine</b>	TUN	11 JAN 2005	12:00:00.0		

## Results

RANK	BIB	SURNAME & NAME	NOC	BORN	CLUB	FINISH	GAP
<b>Event 1</b>							
<b>15 SEP 2023 - 12:00</b>							
<b>10 Km Final</b>							
<b>Men</b>							
1	14	<b>BOUZAN SANCHEZ</b> Walter	ESP	13 FEB 1978	Piraguismo el Sella	<b>41:00.1</b>	
2	13	<b>PEREIRA</b> Bernardo	POR	14 JAN 2003	Clube Naval da Calheta	<b>41:45.1</b>	45.0
3	3	<b>HENOT</b> Hector	FRA	12 MAR 1999	CKCIR St Gregoire	<b>41:47.1</b>	47.0
4	11	<b>LOPEZ GONZALEZ</b> Javier	ESP	17 AUG 1990	Cuervos de Pravia	<b>42:37.8</b>	1:37.7
5	16	<b>LAMBERT</b> Nicolas	FRA	19 JUN 1983	Terre de Camargue CK	<b>43:09.8</b>	2:09.7
6	2	<b>DOUX</b> Victor	FRA	10 AUG 1992	Lyon	<b>43:46.2</b>	2:46.1
7	17	<b>RAZETO</b> Nicolo	ITA	02 AUG 1999	Shock Wave Sports A.S.D.	<b>44:56.8</b>	3:56.7
8	6	<b>SAPERDI</b> Giovanni	ITA	26 NOV 1996	Shock Wave Sports A.S.D.	<b>46:06.5</b>	5:06.4
9	8	<b>MUZIO</b> Matteo	ITA	10 APR 2005	Shock Wave Sports A.S.D.	<b>46:21.7</b>	5:21.6
10	10	<b>DIAKAKIS</b> Nikolaos	GRE	19 SEP 2006	NOC Greece	<b>50:41.2</b>	9:41.1
11	18	<b>MAKNINE</b> Sleheddine	TUN	11 JAN 2005	Club Nautique Bizertin	<b>51:04.0</b>	10:03.9
12	12	<b>RENZI</b> Nikolaos	GRE	27 OCT 2004	NOC Greece	<b>52:39.0</b>	11:38.9
13	1	<b>HAIDRA</b> Ayoub	ALG	08 DEC 2000	ALGER	<b>53:23.0</b>	12:22.9
14	5	<b>CHRISTODOULOU</b> Christos	CYP	09 JAN 2004	CYPRUS NOC	<b>53:51.4</b>	12:51.3
15	9	<b>DALI</b> Farouk	TUN	10 JAN 2001	Aviron Tunisois	<b>54:25.0</b>	13:24.9
16	4	<b>PETROPOULOS</b> Markelos	GRE	17 APR 2006	NOC Greece	<b>55:46.2</b>	14:46.1
17	15	<b>ALLAGUI</b> Koussay	TUN	13 SEP 2003	Aviron Tunisois	<b>56:08.9</b>	15:08.8
18	7	<b>ABDELGAWAD</b> Youssef	EGY	01 AUG 2004	Giza Yacht Club	<b>56:54.5</b>	15:54.4

Issued: 15 SEP 2023 at 12:56

## Entry List

ORD SURNAME & NAME NOC BORN CLUB

### Event 1

15 SEP 2023 - 12:00

## 10 Km

### Men

ORD	SURNAME & NAME	NOC	BORN	CLUB
1	<b>Haidra Ayoub</b>	ALG	08 DEC 2000	ALGER
2	<b>CHRISTODOULOU Christos</b>	CYP	09 JAN 2004	CYPRUS NOC
3	<b>ABDELGAWAD Youssef</b>	EGY	01 AUG 2004	Giza Yacht Club
4	<b>BOUZAN SANCHEZ Walter</b>	ESP	13 FEB 1978	Piraguismo el Sella
5	<b>LOPEZ GONZALEZ Javier</b>	ESP	17 AUG 1990	Cuervos de Pravia
6	<b>DOUX Victor</b>	FRA	10 AUG 1992	Lyon
7	<b>HENOT Hector</b>	FRA	12 MAR 1999	CKCIR St Gregoire
8	<b>LAMBERT Nicolas</b>	FRA	19 JUN 1983	Terre de Camargue CK
9	<b>DIAKAKIS Nikolaos</b>	GRE	19 SEP 2006	NOC Greece
10	<b>PETROPOULOS Markelos</b>	GRE	17 APR 2006	NOC Greece
11	<b>RENZI Nikolaos</b>	GRE	27 OCT 2004	NOC Greece
12	<b>MUZIO Matteo</b>	ITA	10 APR 2005	Shock Wave Sports A.S.D.
13	<b>RAZETO Nicolo</b>	ITA	02 AUG 1999	Shock Wave Sports A.S.D.
14	<b>SAPERDI Giovanni</b>	ITA	26 NOV 1996	Shock Wave Sports A.S.D.
15	<b>PEREIRA Bernardo</b>	POR	14 JAN 2003	Clube Naval da Calheta
16	<b>ALLAGUI Koussay</b>	TUN	13 SEP 2003	Aviron Tunisois
17	<b>DALI Farouk</b>	TUN	10 JAN 2001	Aviron Tunisois
18	<b>MAKNINE Sleheddine</b>	TUN	11 JAN 2005	Club Nautique Bizertin

## Competition Schedule

DATE	TIME	EVENT	No.
15 SEP 2023	12:00	10 Km Men	1 Final
	15:00	10 Km Women	Final



# TRIATHLE

RESULTS  
BOOK

3<sup>rd</sup>

MEDITERRANEAN  
BEACH GAMES



HERAKLION



## Medal Standings

RANK	NOC	NATION	WOMEN				MEN				MIXED				MEDALS			
			G	S	B	TOT	G	S	B	TOT	G	S	B	TOT	TOT	RNK		
1	FRA	<b>FRANCE</b>	1		1	<b>2</b>								1			<b>3</b>	<b>1</b>
2	ITA	<b>ITALY</b>		1		<b>1</b>	1						1				<b>3</b>	<b>1</b>
3	POR	<b>PORTUGAL</b>						1									<b>1</b>	<b>3</b>
4	GRE	<b>GREECE</b>							1								<b>1</b>	<b>3</b>
	EGY	<b>EGYPT</b>										1		1			<b>1</b>	<b>3</b>
		<b>TOTAL</b>	1	1	1	<b>3</b>	1	1	1	<b>3</b>	1	1	1	<b>3</b>			<b>9</b>	



## Medallists by Event

MEDAL	SURNAME & NAME	DATE OF BIRTH	NOC
-------	----------------	---------------	-----

### Women's Event

GOLD	<b>REBOISSON Clemence</b>	02/11/2000	<b>FRA</b>
SILVER	<b>RINAUDO Alice</b>	18/04/2000	<b>ITA</b>
BRONZE	<b>FERNANDEZ Lea</b>	09/05/2000	<b>FRA</b>

### Men's Event

GOLD	<b>TROMBONI Emanuele</b>	01/11/2001	<b>ITA</b>
SILVER	<b>TALEIGO Duarte</b>	10/09/2003	<b>POR</b>
BRONZE	<b>PAPADIMITRIOU Nikolas</b>	23/05/2005	<b>GRE</b>

### Mixed Relay

GOLD	<b>FRANCE 2</b>		<b>FRA</b>
	FERNANDEZ Lea	09/05/2000	
	FLEUROT Ugo	29/06/2001	
SILVER	<b>ITALY 1</b>		<b>ITA</b>
	RINAUDO Alice	18/04/2000	
	TROMBONI Emanuele	01/11/2001	
BRONZE	<b>EGYPT 2</b>		<b>EGY</b>
	RAMADAN Habiba	30/05/2005	
	AMER Youssef	13/01/2005	

## Medallists

MEDAL	SURNAME & NAME	DATE OF BIRTH	NOC
-------	----------------	---------------	-----

### Women's Event

GOLD	<b>REBOISSON Clemence</b>	02/11/2000	<b>FRA</b>
SILVER	<b>RINAUDO Alice</b>	18/04/2000	<b>ITA</b>
BRONZE	<b>FERNANDEZ Lea</b>	09/05/2000	<b>FRA</b>

## Entry List

ORD SURNAME & NAME NOC BORN CLUB

09/09/2023 - 10:30

### Women's Event

ORD	SURNAME & NAME	NOC	BORN	CLUB
1	EBIED Sara	EGY	16/12/2007	EFMP
2	ELGINDY Ganah	EGY	04/12/2007	EFMP
3	RAMADAN Habiba	EGY	30/05/2005	EFMP
4	VILA VEIGA Mercedes	ESP	02/12/2004	Penta Lugo
5	FERNANDEZ Lea	FRA	09/05/2000	PM Perpignan La Catalane
6	NAOUR Aziliz	FRA	30/11/2004	Cercle Jules Ferry St Malo
7	REBOISSON Clemence	FRA	02/11/2000	Noyon Pentathlon Moderne
8	KALOGEROPOULOU Theodora	GRE	06/06/2006	NOC Greece
9	NASKARI Ariadni	GRE	01/09/2005	NOC Greece
10	NIKA Pinelopi	GRE	04/03/1995	NOC Greece
11	LOPEZ Maria Lea	ITA	04/08/2000	Carabinieri
12	MONTECCHIA Ludovica	ITA	19/04/2000	Aeronautica
13	RINAUDO Alice	ITA	18/04/2000	Fiamme oro - RN Cagliari
14	CUNHA Luisa	POR	24/10/2006	CASA DO BENFICA ABRANTES

## Start List

BIB	SURNAME & NAME	NOC	BORN	START TIME	TIME	RANK
<b>Women's Event Final</b>						
09/09/2023 - 10:30						
1	CUNHA Luisa	POR	24/10/2006			
2	EBIED Sara	EGY	16/12/2007			
3	ELGINDY Ganah	EGY	04/12/2007			
4	FERNANDEZ Lea	FRA	09/05/2000			
5	KALOGEROPOULOU Theodora	GRE	06/06/2006			
6	LOPEZ Maria Lea	ITA	04/08/2000			
7	MONTECCHIA Ludovica	ITA	19/04/2000			
8	NAOUR Aziliz	FRA	30/11/2004			
9	NASKARI Ariadni	GRE	01/09/2005			
10	NIKA Pinelopi	GRE	04/03/1995			
11	RAMADAN Habiba	EGY	30/05/2005			
12	REBOISSON Clemence	FRA	02/11/2000			
13	RINAUDO Alice	ITA	18/04/2000			
14	VILA VEIGA Mercedes	ESP	02/12/2004			

# Mediterranean Beach Games 2023

## Triathlon



### Results

RANK	BIB	SURNAME & NAME	NOC	BORN	Shoot	Swim 1	Shoot	Swim 2	Shoot	Swim 3	Shoot	Swim 4	FINISH	GAP	POINT
<b>Women's Event Final</b>															
<b>09/09/2023 - 10:30</b>															
1	12	<b>REBOISSON Clemence</b>	FRA	02/11/2000	2:46.8 (3)	4:26.2 (1) 1:39.4	7:13.6 (2) 2:47.4	9:03.5 (2) 1:49.9	11:45.4 (2) 2:41.9	13:41.7 (2) 1:56.3	16:11.1 (1) 2:29.4	18:00.2 (1) 1:49.1	<b>19:46.1</b>		
2	13	<b>RINAUDO Alice</b>	ITA	18/04/2000	2:54.0 (6)	4:34.3 (3) 1:40.3	7:05.3 (1) 2:31.0	8:55.7 (1) 1:50.4	11:28.0 (1) 2:32.3	13:21.5 (1) 1:53.5	16:11.7 (2) 2:50.2	18:09.3 (2) 1:57.6	<b>20:04.2</b>	18.1	
3	4	<b>FERNANDEZ Lea</b>	FRA	09/05/2000	3:24.6 (12)	5:03.9 (10) 1:39.3	7:58.2 (11) 2:54.3	9:41.4 (7) 1:43.2	12:24.7 (5) 2:43.3	14:06.3 (4) 1:41.6	16:47.2 (4) 2:40.9	18:25.7 (3) 1:38.5	<b>20:13.8</b>	27.7	
4	6	<b>LOPEZ Maria Lea</b>	ITA	04/08/2000	2:53.9 (5)	4:49.3 (5) 1:55.4	7:31.7 (5) 2:42.4	9:28.5 (4) 1:56.8	12:01.5 (3) 2:33.0	13:56.9 (3) 1:55.4	16:38.5 (3) 2:41.6	18:29.1 (4) 1:50.6	<b>20:39.6</b>	53.5	
5	8	<b>NAOUR Aziliz</b>	FRA	30/11/2004	3:13.6 (11)	5:02.2 (9) 1:48.6	7:56.9 (10) 2:54.7	9:57.9 (11) 2:01.0	12:43.8 (9) 2:45.9	14:36.9 (7) 1:53.1	17:18.3 (5) 2:41.4	19:09.2 (5) 1:50.9	<b>21:21.4</b>	1:35.3	
6	3	<b>ELGINDY Ganah</b>	EGY	04/12/2007	2:40.3 (1)	4:36.4 (4) 1:56.1	7:24.0 (4) 2:47.6	9:30.7 (5) 2:06.7	12:25.4 (6) 2:54.7	14:36.3 (6) 2:10.9	17:31.5 (7) 2:55.2	19:34.0 (7) 2:02.5	<b>21:41.4</b>	1:55.3	
7	9	<b>NASKARI Ariadni</b>	GRE	01/09/2005	3:00.5 (8)	4:58.1 (8) 1:57.6	7:32.7 (6) 2:34.6	9:35.9 (6) 2:03.2	12:21.6 (4) 2:45.7	14:32.1 (5) 2:10.5	17:28.2 (6) 2:56.1	19:32.0 (6) 2:03.8	<b>21:50.3</b>	2:04.2	
8	5	<b>KALOGEROPOULOU Theodora</b>	GRE	06/06/2006	2:59.7 (7)	5:06.7 (12) 2:07.0	7:43.5 (8) 2:36.8	9:46.5 (9) 2:03.0	12:41.5 (8) 2:55.0	14:50.3 (9) 2:08.8	17:50.7 (10) 3:00.4	19:59.1 (10) 2:08.4	<b>21:59.8</b>	2:13.7	



RANK	BIB	SURNAME & NAME	NOC	BORN							FINISH	GAP	POINT		
9	11	<b>RAMADAN Habiba</b>	EGY	30/05/2005	2:44.9 (2)	4:32.3 (2) 1:47.4	7:16.9 (3) 2:44.6	9:17.5 (3) 2:00.6	12:27.8 (7) 3:10.3	14:45.3 (8) 2:17.5	17:42.1 (8) 2:56.8	19:57.2 (9) 2:15.1	<b>22:02.4</b>	2:16.3	
10	2	<b>EBIED Sara</b>	EGY	16/12/2007	2:46.9 (4)	4:49.4 (6) 2:02.5	7:36.1 (7) 2:46.7	9:42.7 (8) 2:06.6	12:51.4 (10) 3:08.7	14:50.6 (10) 1:59.2	17:44.2 (9) 2:53.6	19:55.4 (8) 2:11.2	<b>22:03.6</b>	2:17.5	
11	1	<b>CUNHA Luisa</b>	POR	24/10/2006	3:05.2 (10)	5:06.6 (11) 2:01.4	8:04.8 (12) 2:58.2	10:18.5 (12) 2:13.7	13:10.6 (12) 2:52.1	15:21.5 (12) 2:10.9	18:06.8 (11) 2:45.3	20:29.7 (11) 2:22.9	<b>22:39.7</b>	2:53.6	
12	14	<b>VILA VEIGA Mercedes</b>	ESP	02/12/2004	3:01.6 (9)	4:50.9 (7) 1:49.3	7:48.9 (9) 2:58.0	9:56.7 (10) 2:07.8	13:03.5 (11) 3:06.8	15:16.3 (11) 2:12.8	18:17.3 (12) 3:01.0	20:37.8 (12) 2:20.5	<b>22:51.2</b>	3:05.1	
13	7	<b>MONTECCHIA Ludovica</b>	ITA	19/04/2000	3:28.5 (13)	5:15.2 (13) 1:46.7	8:25.9 (13) 3:10.7	10:20.8 (13) 1:54.9	13:28.0 (13) 3:07.2	15:26.9 (13) 1:58.9	18:40.4 (13) 3:13.5	20:39.2 (13) 1:58.8	<b>23:05.6</b>	3:19.5	
NOT CLASSIFIED															
	10	<b>NIKA Pinelopi</b>	GRE	04/03/1995									<b>DNF</b>		

Issued: 09/09/2023 at 11:06



**Result of  
2023 Beach Games Heraklion23 Greece**

**for  
Womens final**

All shooting results were captured using the brand new SmartPLT precision laser target by ALS - Smart Laser Shooting. This recently released new and inventive laser precision target captures UIPM 2015 coded laser shots and is homologated by the UIPM for all competition types. The target has a performance like never seen before. Convince yourself!

For further information please refer to the last page of this document, visit <http://www.SmartPLT.com> or contact [info@SmartPLT.com](mailto:info@SmartPLT.com)

[--- www.SmartPLT.com ---](http://www.SmartPLT.com)

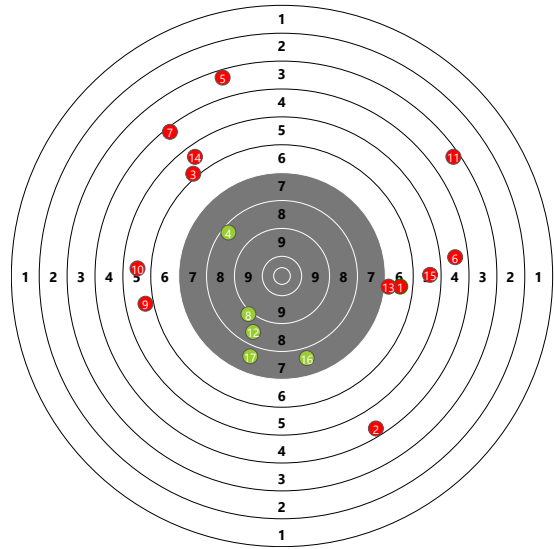
ALS - Smart Laser Shooting is a brand of SF Software Solutions.  
We developed, produce and distribute the SmartPLT Precision Laser Target and other shooting equipment for modern pentathlon and other shooting sports.



# Results for CUNHA Luisa (on Lane 1)

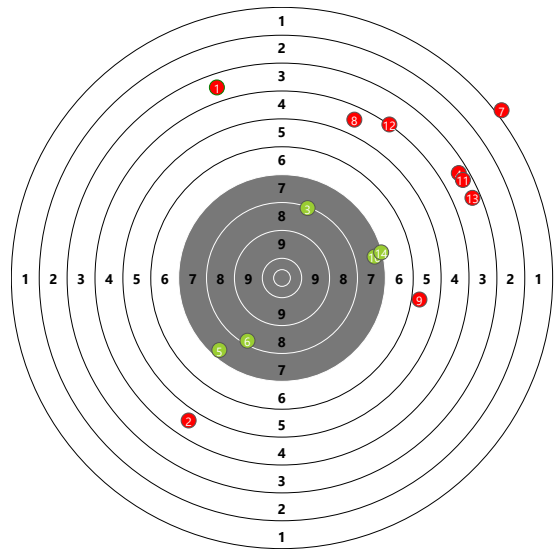
## Shooting Round 1 (Time: 27.80 sec Average: 6.2 )

#1	0.00	✗	6.7	#14	22.35	✗	5.7
#2	1.62	✗	4.5	#15	23.98	✗	5.6
#3	3.86	✗	6.1	#16	25.96	✓	7.9
#4	5.76	✓	8.5	#17	27.80	✓	7.9
#5	7.34	✗	3.5				
#6	8.99	✗	4.7				
#7	10.74	✗	4.4				
#8	12.27	✓	9.1				
#9	14.07	✗	6.0				
#10	15.60	✗	5.8				
#11	17.39	✗	3.5				
#12	19.12	✓	8.7				
#13	20.76	✗	7.1				



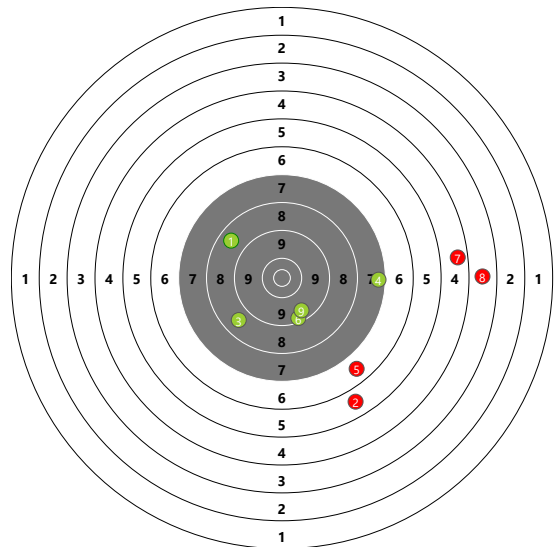
## Shooting Round 2 (Time: 30.45 sec Average: 5.3 )

#1	0.00	✗	3.7	#14	30.45	✓	7.3
#2	1.80	✗	4.8				
#3	4.61	✓	8.3				
#4	6.30	✗	3.6				
#5	8.89	✓	7.5				
#6	11.22	✓	8.4				
#7	12.82	✗	1.0				
#8	14.43	✗	4.7				
#9	16.34	✗	6.0				
#10	18.68	✓	7.5				
#11	20.27	✗	3.6				
#12	24.01	✗	4.2				
#13	26.71	✗	3.5				



## Shooting Round 3 (Time: 16.42 sec Average: 7.2 )

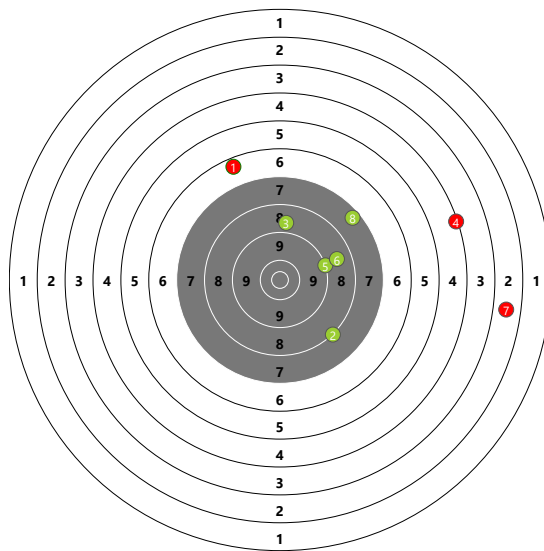
#1	0.00	✓	8.7
#2	1.74	✗	5.8
#3	3.59	✓	8.8
#4	5.15	✓	7.5
#5	6.79	✗	6.7
#6	8.39	✓	9.4
#7	11.81	✗	4.6
#8	14.58	✗	3.8
#9	16.42	✓	9.6





**Shooting Round 4** (Time: 11.19 sec Average: 7.0 )

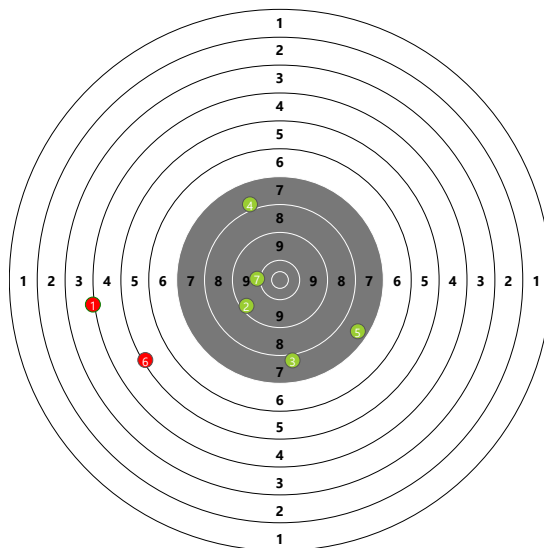
#1	0.00	✘	6.6
#2	1.99	✔	8.2
#3	3.55	✔	8.9
#4	5.13	✘	4.3
#5	6.66	✔	9.2
#6	8.17	✔	8.8
#7	9.67	✘	2.8
#8	11.19	✔	7.5



# Results for EBIED Sara (on Lane 2)

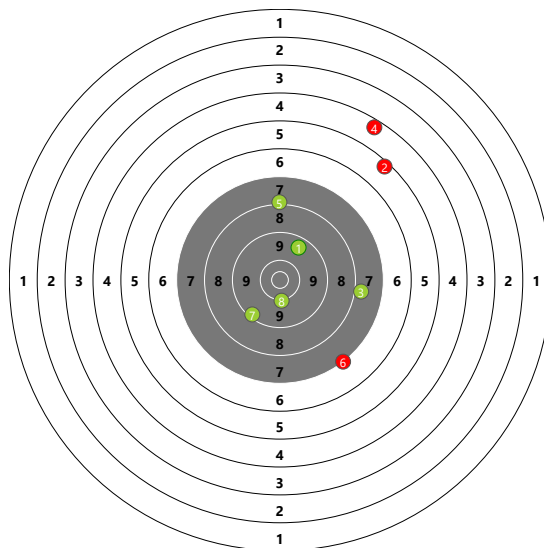
## Shooting Round 1 (Time: 9.43 sec Average: 7.5 )

#1	0.00	✗	4.2
#2	1.62	✓	9.4
#3	3.10	✓	8.0
#4	4.51	✓	8.0
#5	5.96	✓	7.6
#6	7.69	✗	5.3
#7	9.43	✓	10.1



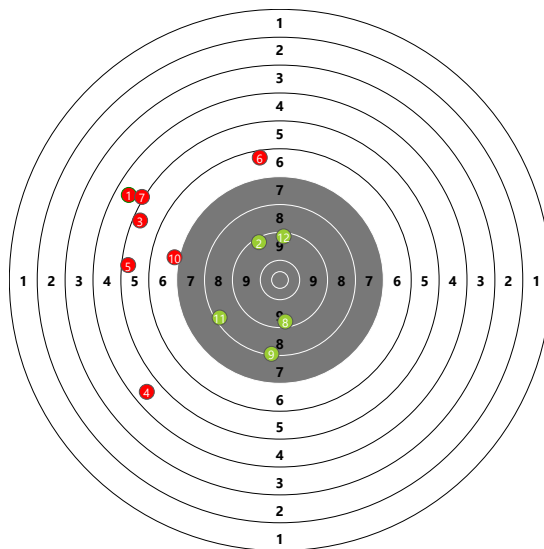
## Shooting Round 2 (Time: 10.68 sec Average: 7.8 )

#1	0.00	✓	9.6
#2	1.38	✗	5.4
#3	2.88	✓	8.0
#4	4.28	✗	4.5
#5	5.86	✓	8.2
#6	7.42	✗	7.2
#7	9.02	✓	9.4
#8	10.68	✓	10.2



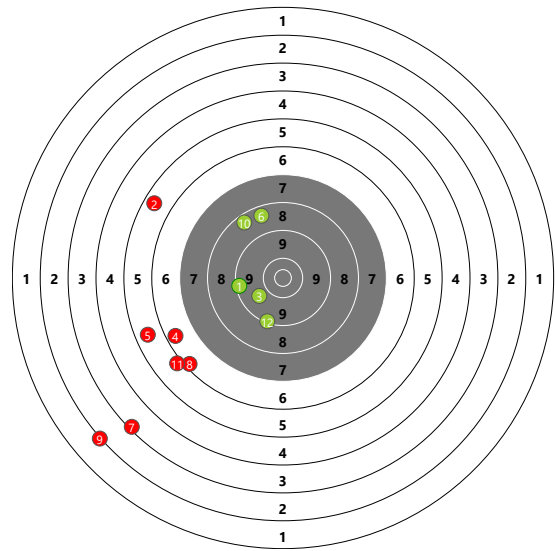
## Shooting Round 3 (Time: 22.48 sec Average: 7.0 )

#1	0.00	✗	4.7
#2	1.76	✓	9.4
#3	4.03	✗	5.5
#4	5.60	✗	4.7
#5	7.35	✗	5.5
#6	10.78	✗	6.5
#7	13.27	✗	5.2
#8	14.97	✓	9.4
#9	16.68	✓	8.3
#10	18.62	✗	7.1
#11	20.69	✓	8.4
#12	22.48	✓	9.4



**Shooting Round 4** (Time: 19.27 sec Average: 6.8 )

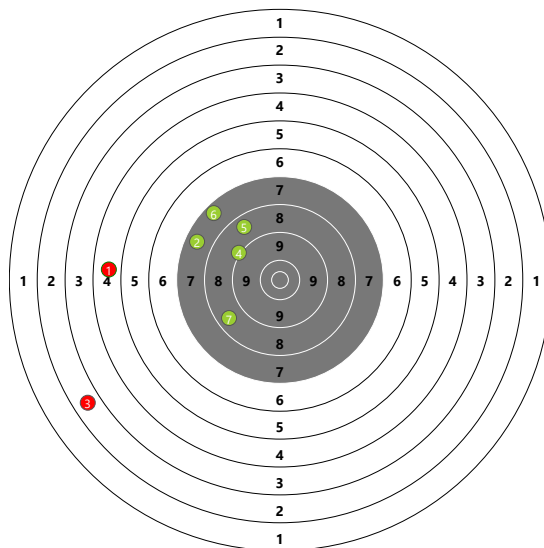
#1	0.00	✓	9.4
#2	1.56	✗	5.6
#3	3.15	✓	9.9
#4	4.77	✗	6.6
#5	6.44	✗	5.7
#6	8.05	✓	8.6
#7	9.89	✗	3.3
#8	11.60	✗	6.4
#9	13.36	✗	2.2
#10	15.30	✓	8.5
#11	16.96	✗	6.1
#12	19.27	✓	9.3



# Results for ELGINDY Ganah (on Lane 3)

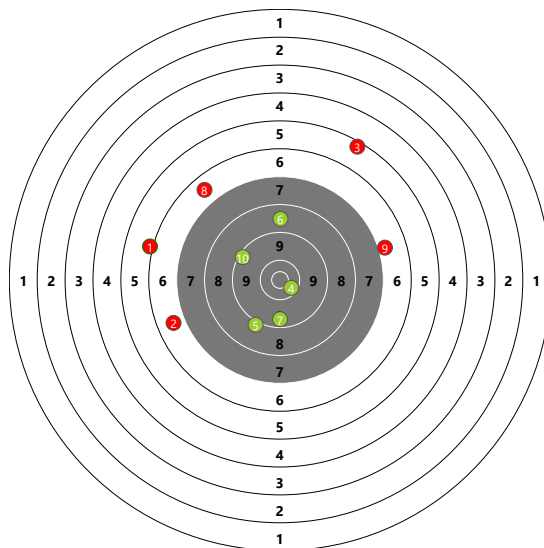
## Shooting Round 1 (Time: 9.56 sec Average: 7.1 )

#1	0.00	✗	4.8
#2	1.76	✓	7.7
#3	3.22	✗	2.8
#4	4.91	✓	9.2
#5	6.48	✓	8.7
#6	8.00	✓	7.6
#7	9.56	✓	8.7



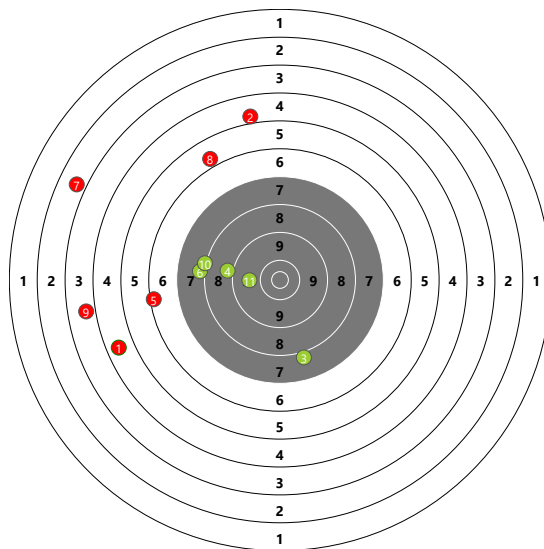
## Shooting Round 2 (Time: 15.33 sec Average: 7.9 )

#1	0.00	✗	6.1
#2	1.57	✗	6.8
#3	3.10	✗	5.4
#4	4.61	✓	10.5
#5	6.16	✓	9.1
#6	7.63	✓	8.8
#7	9.15	✓	9.5
#8	10.63	✗	6.7
#9	12.23	✗	7.0
#10	15.33	✓	9.4



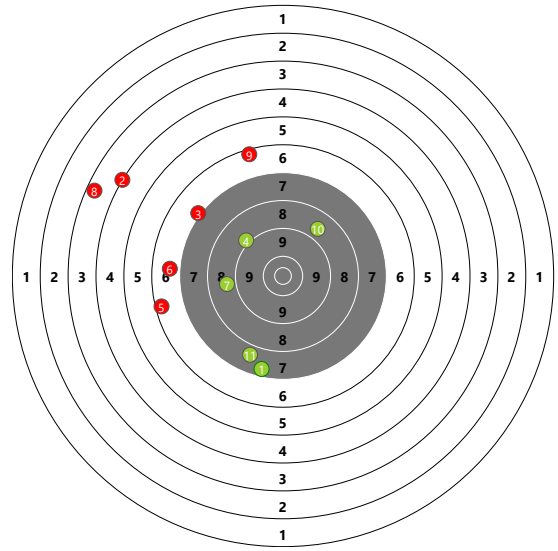
## Shooting Round 3 (Time: 16.06 sec Average: 6.5 )

#1	0.00	✗	4.7
#2	1.53	✗	5.0
#3	3.11	✓	8.0
#4	4.69	✓	9.0
#5	6.14	✗	6.4
#6	7.57	✓	8.1
#7	9.11	✗	2.9
#8	10.88	✗	5.9
#9	12.40	✗	3.9
#10	14.41	✓	8.2
#11	16.06	✓	9.9



**Shooting Round 4** (Time: 15.44 sec Average: 7.0 )

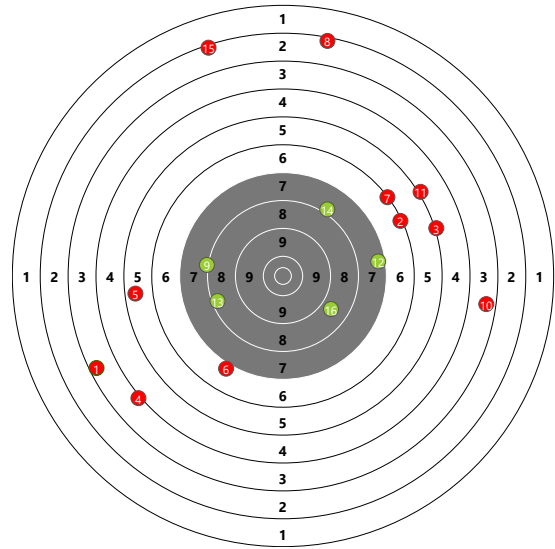
#1	0.00	✓	7.5
#2	1.55	✗	4.2
#3	3.13	✗	7.2
#4	4.70	✓	9.1
#5	6.22	✗	6.5
#6	7.77	✗	6.9
#7	9.29	✓	8.9
#8	10.87	✗	3.5
#9	12.33	✗	6.4
#10	13.81	✓	8.8
#11	15.44	✓	7.9



# Results for FERNANDEZ Lea (on Lane 4)

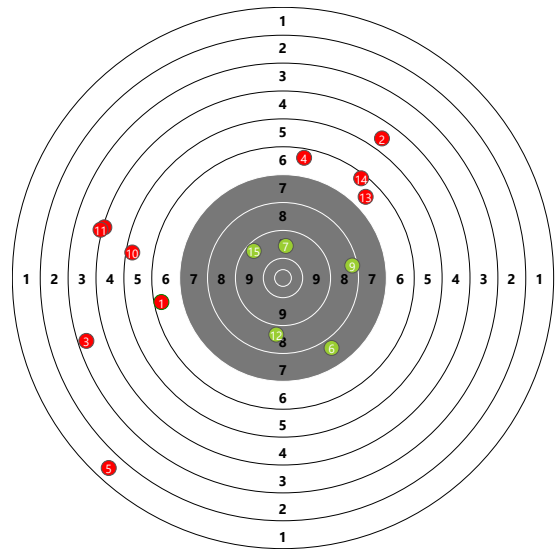
## Shooting Round 1 (Time: 48.77 sec Average: 5.8 )

#1	0.00	✗	3.5	#14	42.55	✓	8.1
#2	4.24	✗	6.3	#15	45.59	✗	2.3
#3	6.77	✗	5.2	#16	48.77	✓	8.9
#4	9.66	✗	4.2				
#5	13.14	✗	5.6				
#6	17.08	✗	7.0				
#7	20.20	✗	6.3				
#8	23.13	✗	2.4				
#9	26.59	✓	8.2				
#10	29.41	✗	3.6				
#11	32.48	✗	5.2				
#12	35.65	✓	7.5				
#13	39.09	✓	8.4				



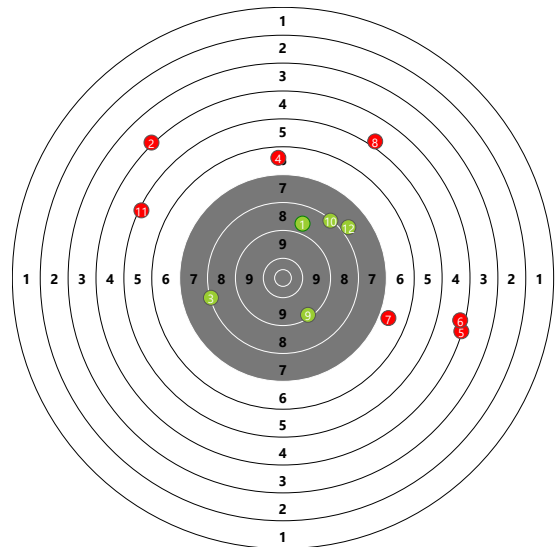
## Shooting Round 2 (Time: 47.13 sec Average: 6.3 )

#1	0.00	✗	6.5	#14	43.65	✗	6.4
#2	3.26	✗	4.8	#15	47.13	✓	9.5
#3	6.24	✗	3.5				
#4	8.97	✗	6.6				
#5	11.93	✗	1.7				
#6	16.16	✓	7.9				
#7	21.69	✓	9.8				
#8	24.38	✗	4.3				
#9	27.11	✓	8.4				
#10	29.71	✗	5.5				
#11	32.86	✗	4.2				
#12	36.06	✓	8.9				
#13	39.50	✗	6.8				



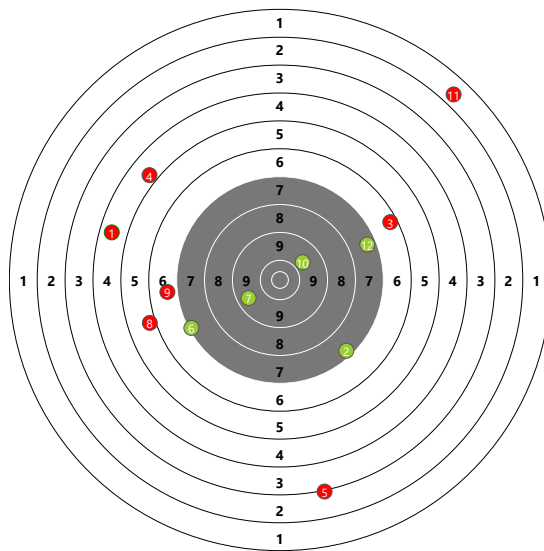
## Shooting Round 3 (Time: 36.14 sec Average: 6.6 )

#1	0.00	✓	8.9
#2	3.03	✗	4.2
#3	6.09	✓	8.3
#4	8.58	✗	6.6
#5	11.37	✗	4.3
#6	13.86	✗	4.4
#7	17.20	✗	6.9
#8	22.48	✗	5.0
#9	25.78	✓	9.4
#10	29.50	✓	8.3
#11	32.70	✗	5.3
#12	36.14	✓	8.0



**Shooting Round 4** (Time: 33.52 sec Average: 6.3 )

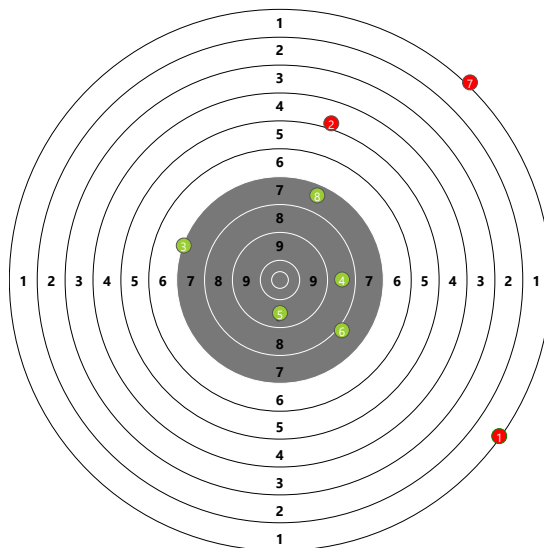
#1	0.00	✘	4.7
#2	3.06	✔	7.5
#3	5.94	✘	6.5
#4	8.63	✘	4.9
#5	11.84	✘	3.2
#6	15.18	✔	7.3
#7	18.26	✔	9.7
#8	21.02	✘	6.0
#9	24.64	✘	6.9
#10	27.51	✔	9.9
#11	30.25	✘	1.8
#12	33.52	✔	7.6



# Results for KALOGEROPOULOU Theodora (on Lane 5)

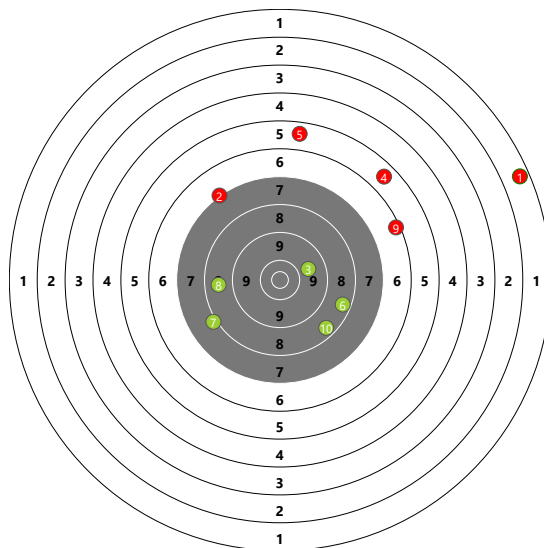
## Shooting Round 1 (Time: 16.80 sec Average: 6.1 )

#1	0.00	✗	1.3
#2	4.73	✗	5.0
#3	7.12	✓	7.3
#4	9.14	✓	8.7
#5	10.99	✓	9.8
#6	12.83	✓	8.1
#7	14.85	✗	1.1
#8	16.80	✓	7.6



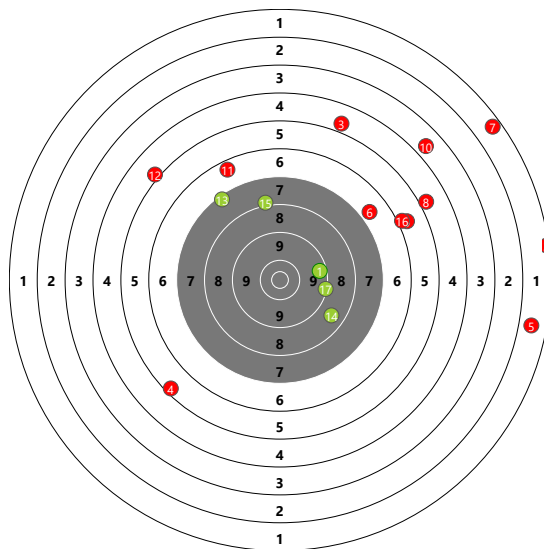
## Shooting Round 2 (Time: 17.86 sec Average: 7.0 )

#1	0.00	✗	1.6
#2	1.86	✗	7.2
#3	3.78	✓	9.9
#4	5.50	✗	5.7
#5	7.58	✗	5.7
#6	9.48	✓	8.5
#7	11.73	✓	8.1
#8	13.86	✓	8.7
#9	15.76	✗	6.4
#10	17.86	✓	8.6



## Shooting Round 3 (Time: 31.74 sec Average: 5.7 )

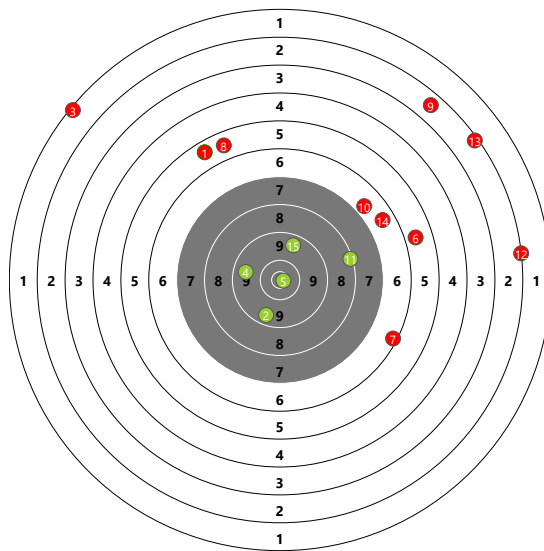
#1	0.00	✓	9.5	#14	25.60	✓	8.7
#2	1.75	✗	1.3	#15	27.50	✓	8.1
#3	3.63	✗	4.9	#16	29.59	✗	6.1
#4	5.61	✗	5.4	#17	31.74	✓	9.3
#5	7.64	✗	1.8				
#6	9.44	✗	6.9				
#7	11.15	✗	1.5				
#8	13.41	✗	5.0				
#9	15.43	✗	5.9				
#10	17.53	✗	3.8				
#11	19.43	✗	6.6				
#12	21.65	✗	5.1				
#13	23.58	✓	7.4				





**Shooting Round 4** (Time: 34.66 sec Average: 6.3 )

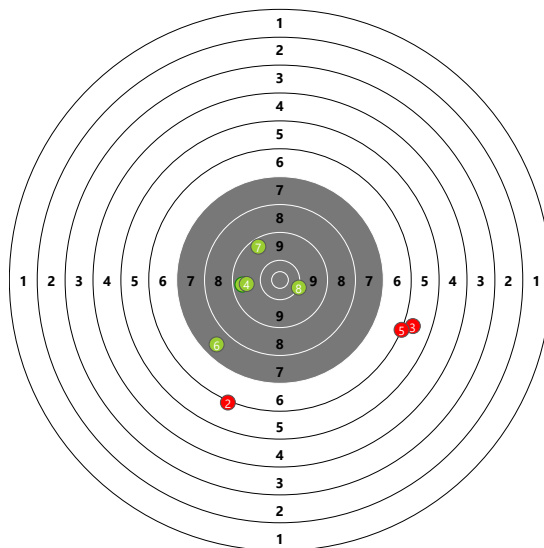
#1	0.00	✘	5.6	#14	32.24	✘	6.7
#2	2.06	✔	9.6	#15	34.66	✔	9.6
#3	4.16	✘	1.3				
#4	6.34	✔	9.7				
#5	8.48	✔	10.8				
#6	10.51	✘	5.9				
#7	14.86	✘	6.4				
#8	16.97	✘	5.7				
#9	19.02	✘	2.7				
#10	21.36	✘	6.9				
#11	25.55	✔	8.3				
#12	27.70	✘	2.2				
#13	30.12	✘	2.4				



## Results for LOPEZ Maria Lea (on Lane 6)

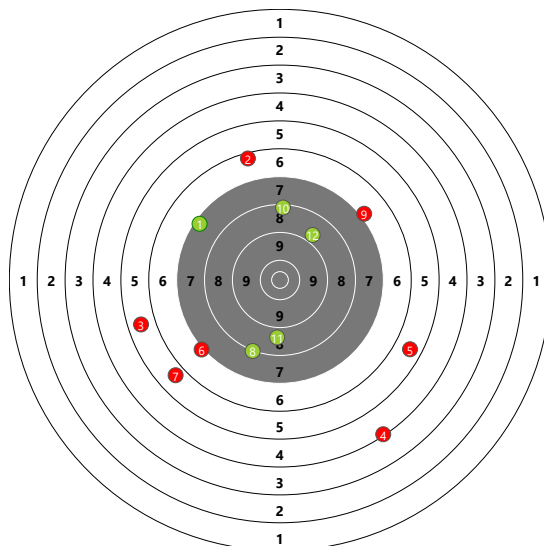
### Shooting Round 1 (Time: 15.55 sec Average: 8.1 )

#1	0.00	✓	9.6
#2	2.23	✗	6.2
#3	4.48	✗	5.9
#4	6.56	✓	9.7
#5	8.91	✗	6.2
#6	11.20	✓	7.7
#7	13.35	✓	9.5
#8	15.55	✓	10.2



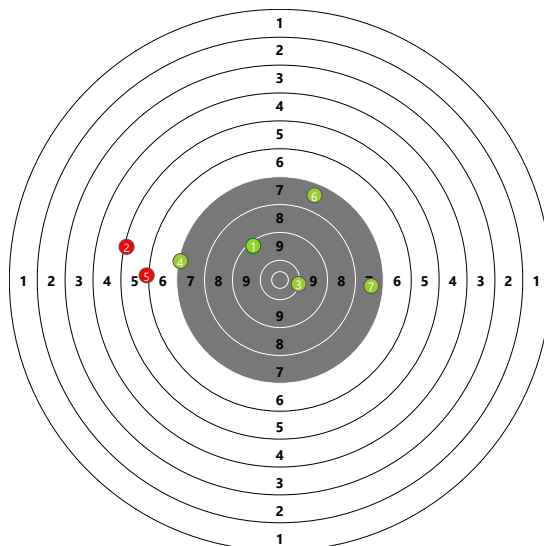
### Shooting Round 2 (Time: 23.99 sec Average: 7.0 )

#1	0.00	✓	7.4
#2	2.24	✗	6.4
#3	4.61	✗	5.7
#4	6.91	✗	4.3
#5	9.01	✗	5.7
#6	11.02	✗	7.2
#7	13.02	✗	5.9
#8	14.91	✓	8.2
#9	16.95	✗	7.1
#10	19.87	✓	8.3
#11	21.92	✓	8.9
#12	23.99	✓	9.0



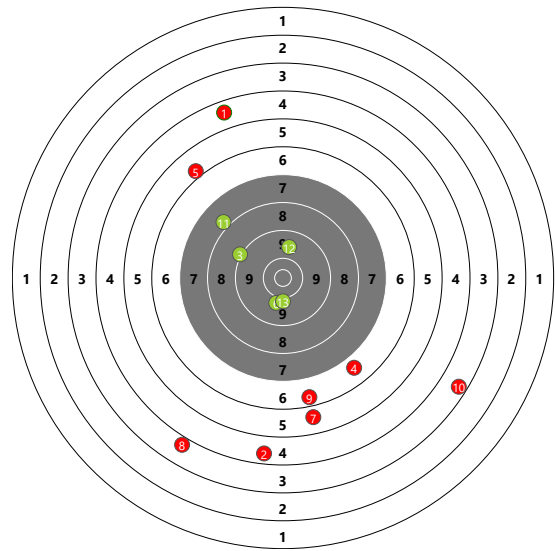
### Shooting Round 3 (Time: 12.93 sec Average: 7.7 )

#1	0.00	✓	9.4
#2	2.06	✗	5.3
#3	4.24	✓	10.3
#4	6.52	✓	7.3
#5	8.62	✗	6.2
#6	10.76	✓	7.7
#7	12.93	✓	7.7



**Shooting Round 4** (Time: 25.73 sec Average: 6.9 )

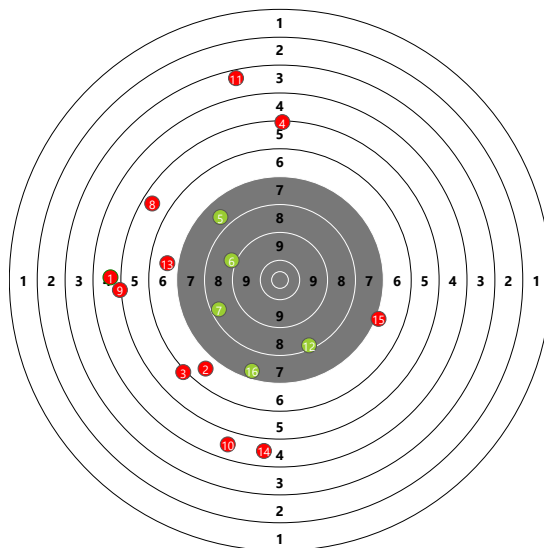
#1	0.00	✘	4.7
#2	2.15	✘	4.6
#3	4.28	✔	9.2
#4	6.51	✘	6.8
#5	9.01	✘	6.0
#6	11.26	✔	10.0
#7	13.26	✘	5.8
#8	15.21	✘	4.0
#9	17.23	✘	6.6
#10	19.38	✘	3.5
#11	21.37	✔	8.0
#12	23.49	✔	9.8
#13	25.73	✔	10.1



# Results for MONTECCHIA Ludovica (on Lane 7)

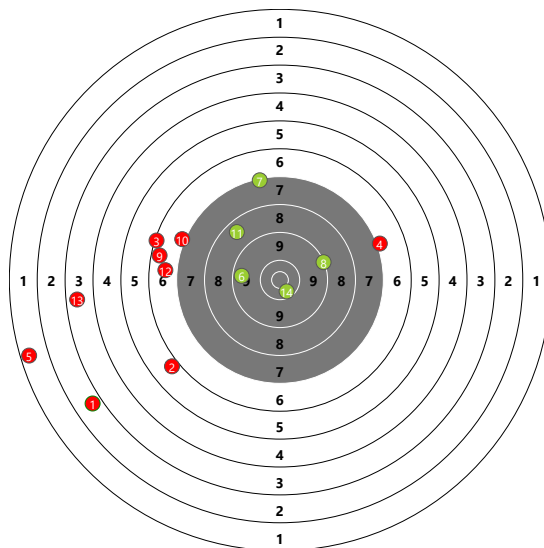
## Shooting Round 1 (Time: 38.87 sec Average: 6.4 )

#1	0.00	✗	4.9	#14	31.19	✗	4.8
#2	2.70	✗	6.8	#15	36.43	✗	7.2
#3	5.23	✗	6.2	#16	38.87	✓	7.5
#4	7.65	✗	5.3				
#5	10.11	✓	7.8				
#6	12.43	✓	9.1				
#7	14.90	✓	8.5				
#8	17.19	✗	5.6				
#9	19.39	✗	5.2				
#10	21.50	✗	4.8				
#11	23.77	✗	3.5				
#12	25.99	✓	8.4				
#13	28.18	✗	6.9				



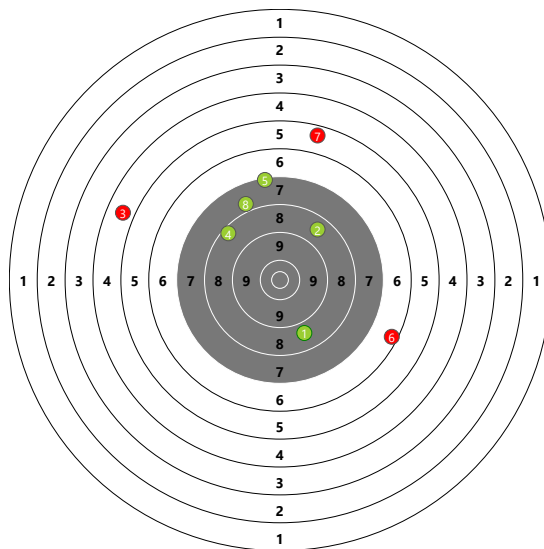
## Shooting Round 2 (Time: 31.46 sec Average: 6.7 )

#1	0.00	✗	2.9	#14	31.46	✓	10.5
#2	2.33	✗	6.0				
#3	5.00	✗	6.3				
#4	7.47	✗	7.1				
#5	9.98	✗	1.6				
#6	12.28	✓	9.6				
#7	14.54	✓	7.3				
#8	16.90	✓	9.3				
#9	19.64	✗	6.5				
#10	22.20	✗	7.1				
#11	24.70	✓	8.6				
#12	26.88	✗	6.8				
#13	29.18	✗	3.6				



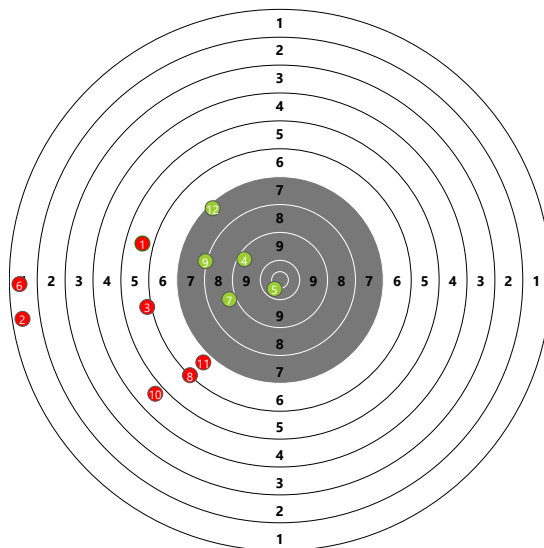
## Shooting Round 3 (Time: 18.50 sec Average: 7.3 )

#1	0.00	✓	8.9
#2	3.61	✓	8.7
#3	5.91	✗	4.8
#4	8.37	✓	8.5
#5	10.87	✓	7.3
#6	13.48	✗	6.5
#7	15.78	✗	5.6
#8	18.50	✓	8.0



**Shooting Round 4** (Time: 28.06 sec Average: 6.5 )

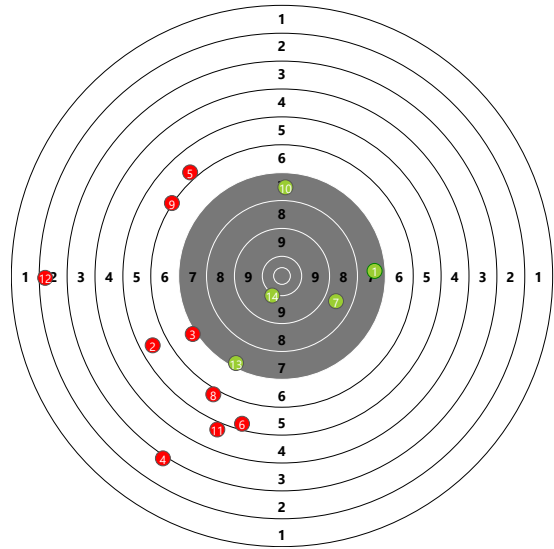
#1	0.00	✗	5.8
#2	2.44	✗	1.6
#3	5.08	✗	6.1
#4	7.75	✓	9.5
#5	10.35	✓	10.6
#6	13.10	✗	1.6
#7	15.64	✓	9.0
#8	18.06	✗	6.2
#9	20.33	✓	8.2
#10	23.31	✗	4.9
#11	25.71	✗	6.9
#12	28.06	✓	7.4



# Results for NAOUR Aziliz (on Lane 8)

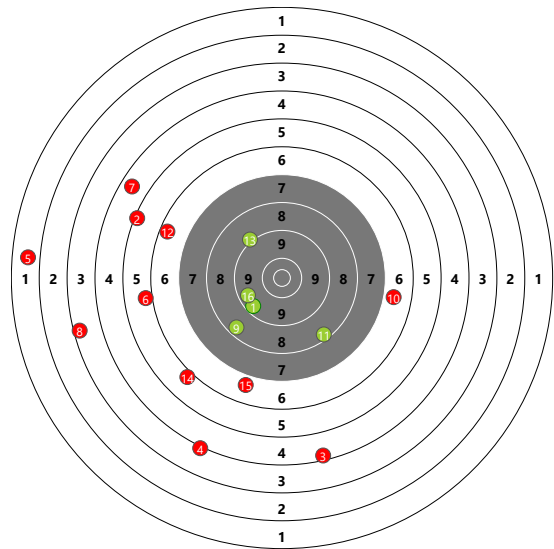
## Shooting Round 1 (Time: 31.28 sec Average: 6.4 )

#1	0.00	✓	7.6	#14	31.28	✓	10.2
#2	2.04	✗	5.7				
#3	7.39	✗	7.1				
#4	9.62	✗	3.1				
#5	11.70	✗	6.0				
#6	14.10	✗	5.5				
#7	16.06	✓	8.8				
#8	18.09	✗	6.0				
#9	20.35	✗	6.2				
#10	22.28	✓	7.8				
#11	24.60	✗	5.0				
#12	27.02	✗	2.5				
#13	29.39	✓	7.4				



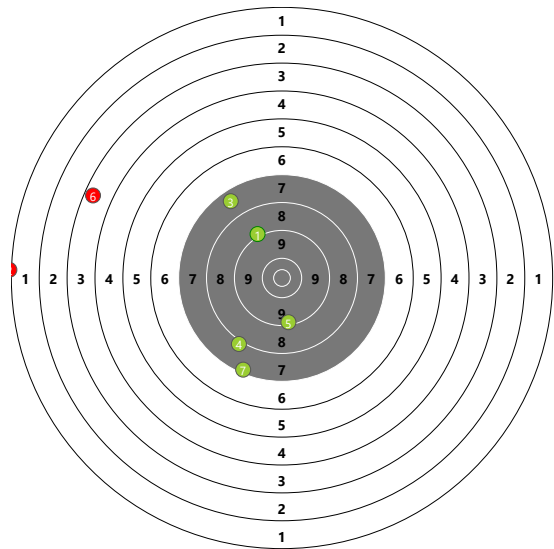
## Shooting Round 2 (Time: 34.98 sec Average: 6.3 )

#1	0.00	✓	9.5	#14	29.99	✗	6.0
#2	1.89	✗	5.3	#15	32.62	✗	6.9
#3	4.68	✗	4.4	#16	34.98	✓	9.6
#4	7.41	✗	4.2				
#5	9.41	✗	1.8				
#6	11.21	✗	6.0				
#7	13.15	✗	4.6				
#8	15.52	✗	3.5				
#9	17.69	✓	8.5				
#10	20.02	✗	6.9				
#11	23.98	✓	8.4				
#12	25.91	✗	6.5				
#13	28.00	✓	9.2				



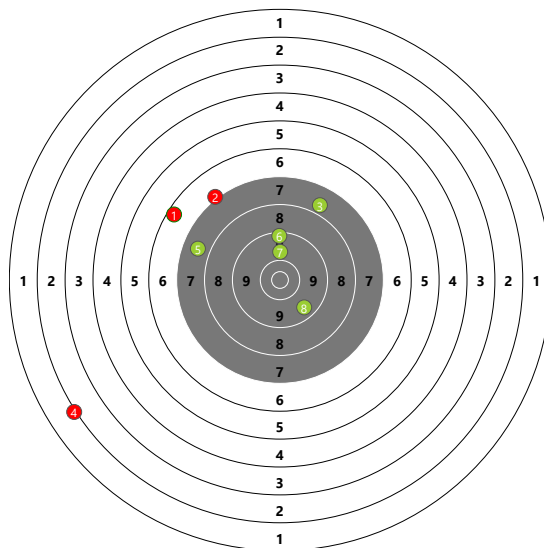
## Shooting Round 3 (Time: 15.67 sec Average: 6.6 )

#1	0.00	✓	9.1
#2	3.43	✗	1.2
#3	5.51	✓	7.6
#4	7.70	✓	8.1
#5	9.63	✓	9.3
#6	11.49	✗	3.6
#7	15.67	✓	7.4



**Shooting Round 4** (Time: 16.05 sec Average: 7.6 )

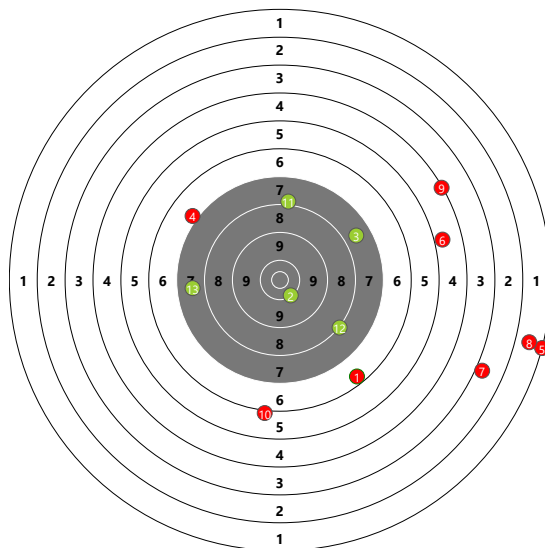
#1	0.00	✘	6.5
#2	2.02	✘	7.2
#3	3.97	✔	7.9
#4	6.20	✘	2.2
#5	8.45	✔	7.8
#6	12.25	✔	9.4
#7	14.15	✔	9.9
#8	16.05	✔	9.6



# Results for NASKARI Ariadni (on Lane 9)

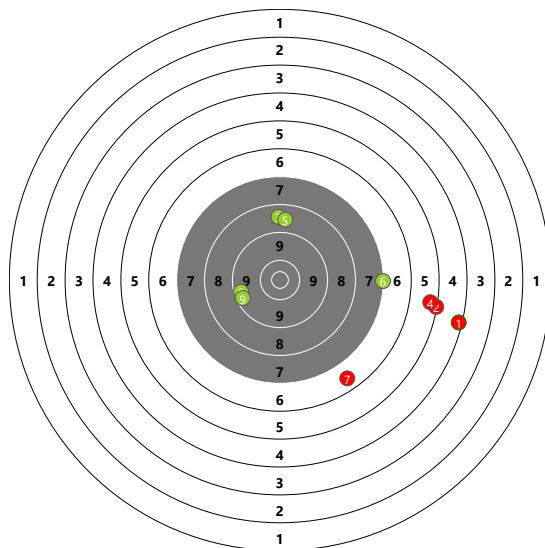
## Shooting Round 1 (Time: 23.40 sec Average: 5.9 )

#1	0.00	✗	6.5
#2	2.74	✓	10.3
#3	4.46	✓	7.8
#4	6.23	✗	7.1
#5	7.95	✗	1.2
#6	9.79	✗	4.9
#7	11.77	✗	3.0
#8	13.48	✗	1.7
#9	15.59	✗	4.3
#10	17.73	✗	6.1
#11	19.97	✓	8.1
#12	21.94	✓	8.2
#13	23.40	✓	7.8



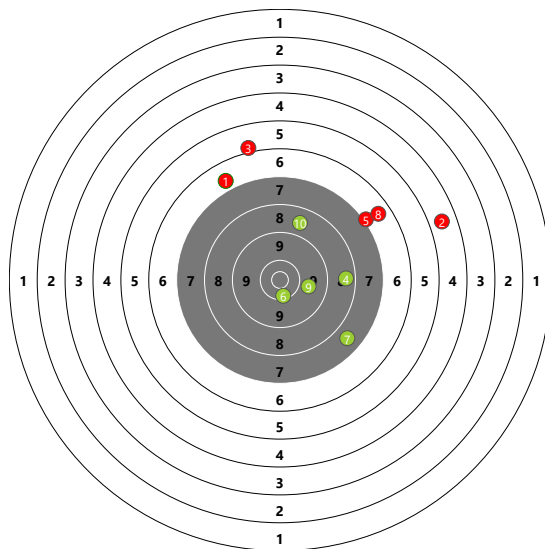
## Shooting Round 2 (Time: 15.92 sec Average: 7.3 )

#1	0.00	✗	4.4
#2	3.63	✗	5.3
#3	5.27	✓	8.7
#4	7.17	✗	5.5
#5	9.06	✓	8.8
#6	10.78	✓	7.3
#7	12.48	✗	6.7
#8	14.33	✓	9.5
#9	15.92	✓	9.5



## Shooting Round 3 (Time: 17.27 sec Average: 7.7 )

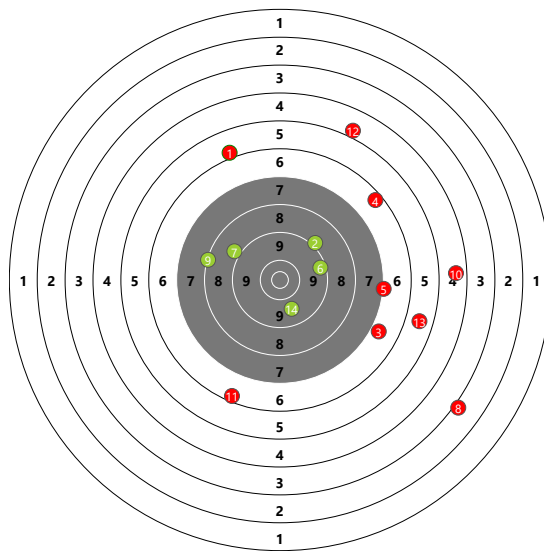
#1	0.00	✗	6.9
#2	1.47	✗	4.8
#3	3.21	✗	6.1
#4	5.06	✓	8.6
#5	6.72	✗	7.2
#6	8.45	✓	10.4
#7	10.19	✓	7.8
#8	11.84	✗	6.7
#9	13.72	✓	9.9
#10	17.27	✓	8.8





**Shooting Round 4** (Time: 23.02 sec Average: 6.9 )

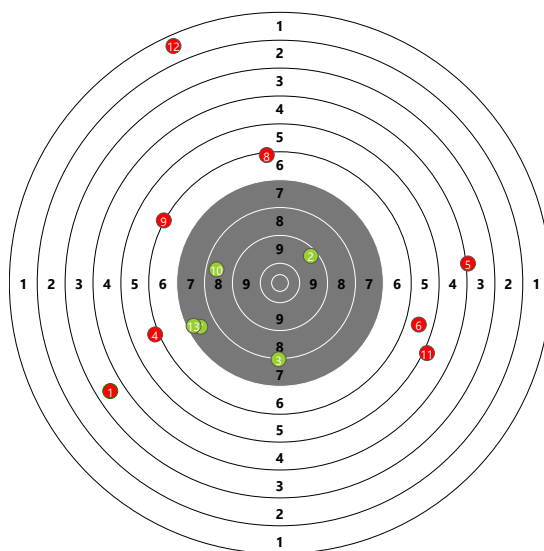
#1	0.00	✗	6.0	#14	23.02	✓	9.8
#2	1.67	✓	9.1				
#3	3.82	✗	7.0				
#4	5.54	✗	6.5				
#5	7.37	✗	7.2				
#6	9.53	✓	9.4				
#7	11.07	✓	9.0				
#8	12.54	✗	3.1				
#9	14.17	✓	8.3				
#10	15.66	✗	4.6				
#11	17.27	✗	6.4				
#12	18.95	✗	5.0				
#13	21.14	✗	5.7				



# Results for NIKA Pinelopi (on Lane 10)

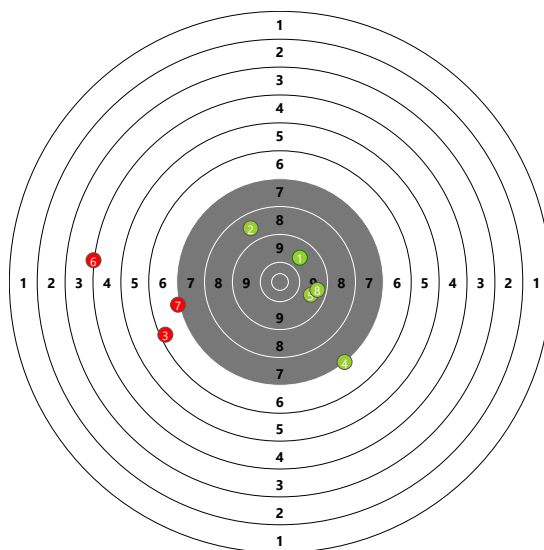
## Shooting Round 1 (Time: 29.32 sec Average: 6.2 )

#1	0.00	✗	3.7
#2	2.03	✓	9.5
#3	4.16	✓	8.2
#4	6.32	✗	6.1
#5	9.18	✗	4.2
#6	11.09	✗	5.8
#7	13.05	✓	7.7
#8	17.21	✗	6.3
#9	20.39	✗	6.2
#10	22.47	✓	8.6
#11	24.78	✗	5.1
#12	26.77	✗	1.6
#13	29.32	✓	7.5



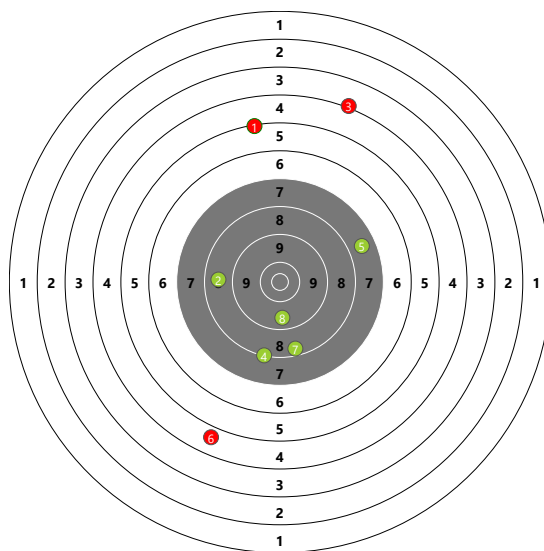
## Shooting Round 2 (Time: 19.55 sec Average: 7.9 )

#1	0.00	✓	9.8
#2	1.92	✓	8.8
#3	3.90	✗	6.4
#4	7.74	✓	7.3
#5	10.78	✓	9.8
#6	12.94	✗	4.2
#7	15.64	✗	7.2
#8	19.55	✓	9.6



## Shooting Round 3 (Time: 15.81 sec Average: 7.2 )

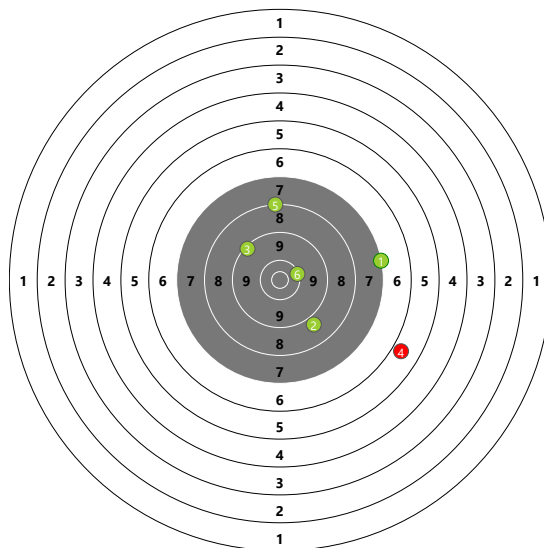
#1	0.00	✗	5.3
#2	2.69	✓	8.7
#3	4.71	✗	4.2
#4	6.88	✓	8.3
#5	8.97	✓	7.7
#6	11.31	✗	4.9
#7	13.66	✓	8.5
#8	15.81	✓	9.7



# Results for RAMADAN Habiba (on Lane 11)

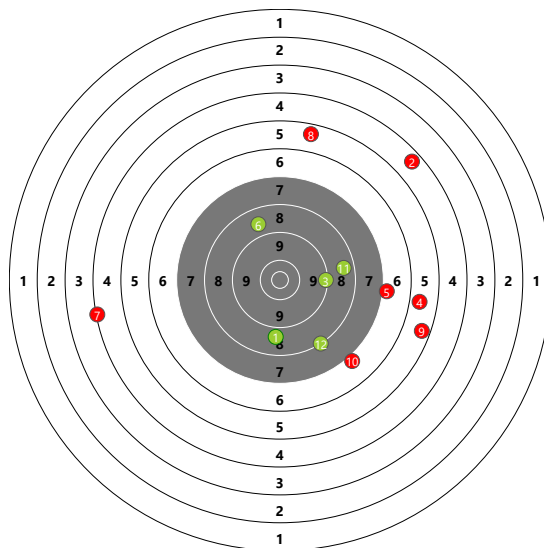
## Shooting Round 1 (Time: 9.38 sec Average: 8.3 )

#1	0.00	✓	7.3
#2	2.05	✓	8.9
#3	4.02	✓	9.3
#4	5.81	✗	5.9
#5	7.54	✓	8.2
#6	9.38	✓	10.3



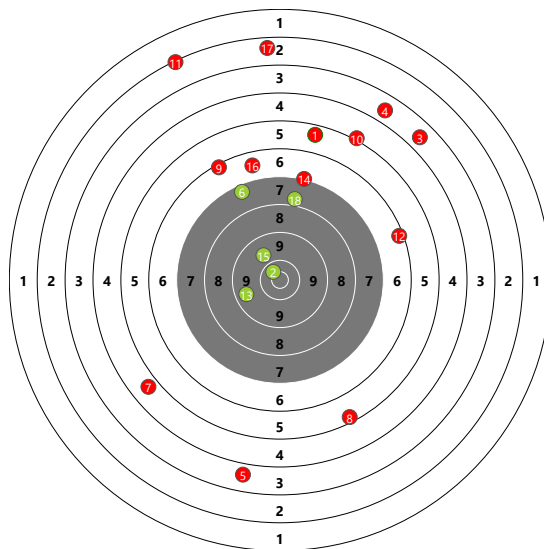
## Shooting Round 2 (Time: 23.18 sec Average: 7.0 )

#1	0.00	✓	8.9
#2	1.83	✗	4.6
#3	3.81	✓	9.3
#4	5.29	✗	5.9
#5	8.90	✗	7.1
#6	11.38	✓	8.8
#7	13.03	✗	4.3
#8	14.77	✗	5.6
#9	16.83	✗	5.5
#10	19.08	✗	7.1
#11	20.89	✓	8.6
#12	23.18	✓	8.2



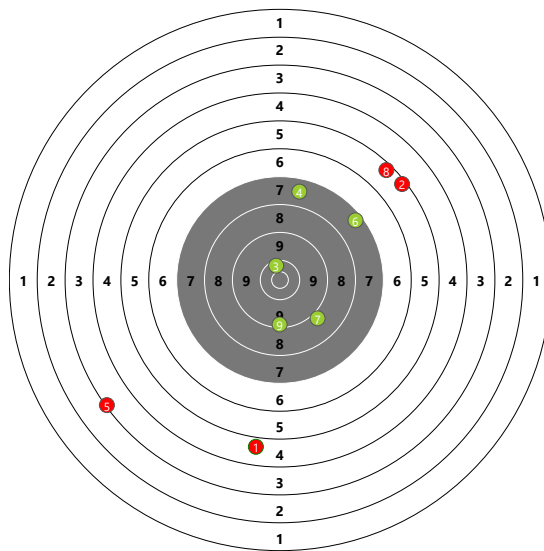
## Shooting Round 3 (Time: 35.16 sec Average: 6.1 )

#1	0.00	✗	5.6
#2	2.54	✓	10.6
#3	4.18	✗	3.8
#4	5.90	✗	3.8
#5	7.53	✗	3.8
#6	9.18	✓	7.5
#7	10.74	✗	4.9
#8	12.32	✗	5.4
#9	14.31	✗	6.4
#10	16.36	✗	5.2
#11	18.46	✗	2.3
#12	20.88	✗	6.4
#13	22.44	✓	9.6
#14	24.35	✗	7.2
#15	28.63	✓	9.9
#16	30.92	✗	6.7
#17	33.05	✗	2.6
#18	35.16	✓	8.0



**Shooting Round 4** (Time: 16.22 sec Average: 7.0 )

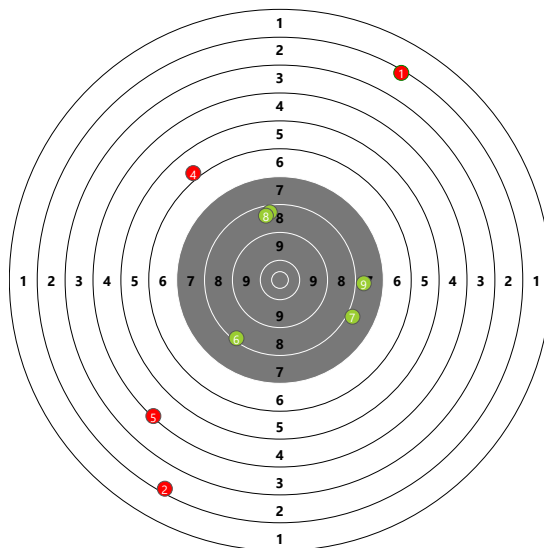
#1	0.00	✘	4.9
#2	2.34	✘	5.4
#3	5.89	✔	10.4
#4	7.50	✔	7.7
#5	9.23	✘	3.3
#6	10.96	✔	7.5
#7	12.58	✔	9.0
#8	14.23	✘	5.5
#9	16.22	✔	9.4



# Results for REBOISSON Clemence (on Lane 12)

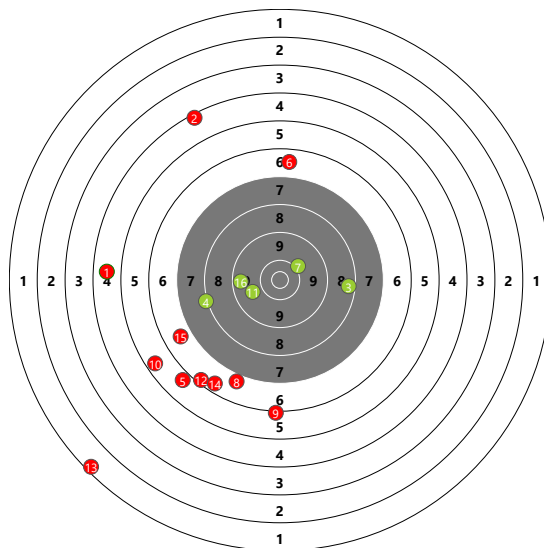
## Shooting Round 1 (Time: 16.56 sec Average: 6.3 )

#1	0.00	✗	2.3
#2	2.01	✗	2.4
#3	4.17	✓	8.5
#4	6.19	✗	6.0
#5	8.17	✗	4.3
#6	10.17	✓	8.3
#7	12.29	✓	8.0
#8	14.40	✓	8.6
#9	16.56	✓	7.9



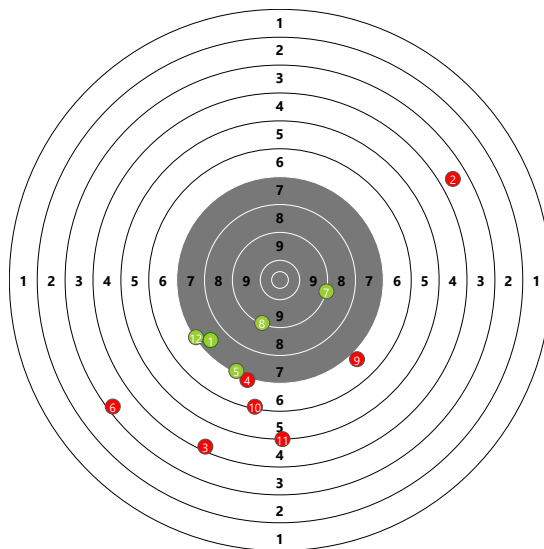
## Shooting Round 2 (Time: 31.44 sec Average: 6.8 )

#1	0.00	✗	4.7	#14	26.60	✗	6.6
#2	1.87	✗	4.4	#15	29.36	✗	6.9
#3	3.89	✓	8.5	#16	31.44	✓	9.5
#4	5.84	✓	8.2				
#5	7.75	✗	5.9				
#6	10.13	✗	6.7				
#7	12.13	✓	10.1				
#8	13.94	✗	7.0				
#9	15.87	✗	6.2				
#10	17.91	✗	5.6				
#11	19.85	✓	9.9				
#12	22.30	✗	6.4				
#13	24.46	✗	1.4				



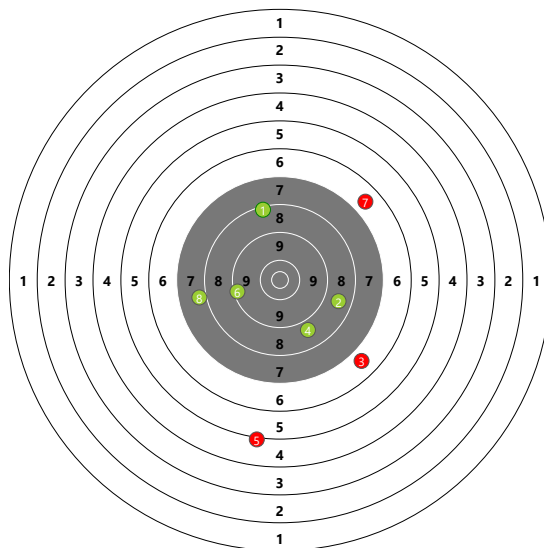
## Shooting Round 3 (Time: 22.40 sec Average: 6.5 )

#1	0.00	✓	7.7
#2	1.82	✗	3.8
#3	3.53	✗	4.4
#4	5.50	✗	7.2
#5	7.47	✓	7.3
#6	9.47	✗	3.4
#7	11.31	✓	9.2
#8	13.18	✓	9.3
#9	15.16	✗	7.0
#10	18.11	✗	6.3
#11	20.29	✗	5.2
#12	22.40	✓	7.3



**Shooting Round 4** (Time: 13.31 sec Average: 7.8 )

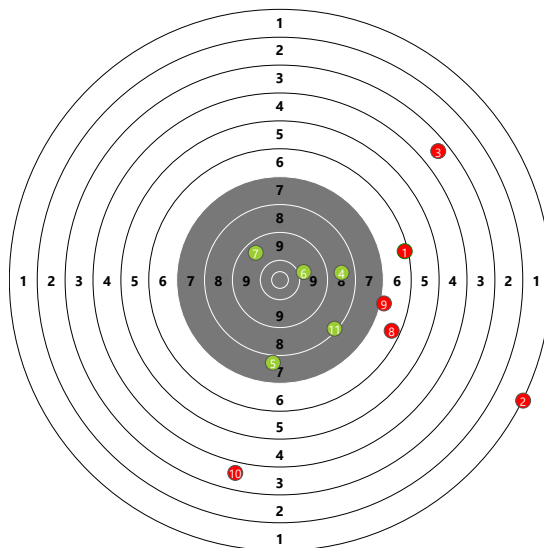
#1	0.00	✓	8.4
#2	1.81	✓	8.7
#3	3.62	✗	6.8
#4	5.52	✓	8.9
#5	7.48	✗	5.2
#6	9.37	✓	9.4
#7	11.34	✗	6.8
#8	13.31	✓	8.0



# Results for RINAUDO Alice (on Lane 13)

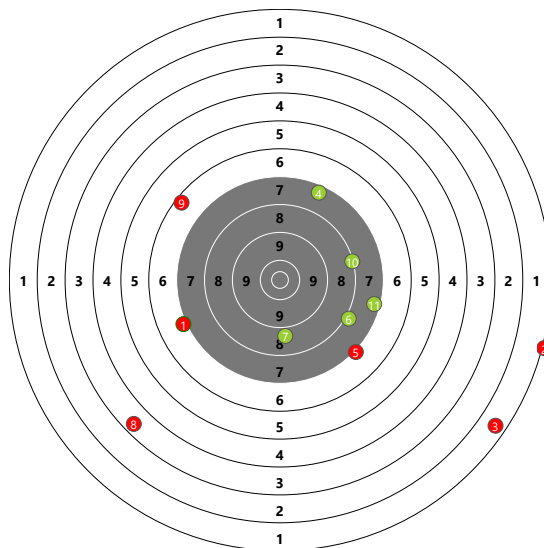
## Shooting Round 1 (Time: 18.75 sec Average: 6.7 )

#1	0.00	✗	6.4
#2	1.84	✗	1.2
#3	3.92	✗	3.6
#4	6.06	✓	8.7
#5	7.89	✓	8.0
#6	9.66	✓	10.1
#7	11.38	✓	9.6
#8	13.06	✗	6.5
#9	14.98	✗	7.1
#10	16.81	✗	3.8
#11	18.75	✓	8.3



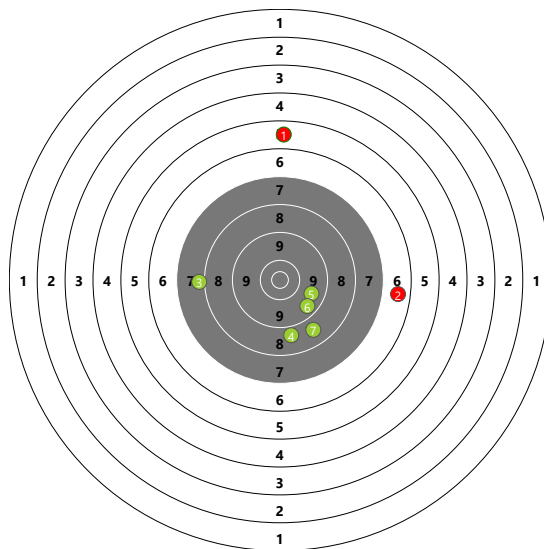
## Shooting Round 2 (Time: 19.25 sec Average: 6.1 )

#1	0.00	✗	7.1
#2	2.12	✗	1.2
#3	4.05	✗	1.6
#4	5.94	✓	7.5
#5	7.98	✗	7.2
#6	9.82	✓	8.1
#7	11.84	✓	8.9
#8	13.50	✗	3.6
#9	15.56	✗	6.5
#10	17.55	✓	8.3
#11	19.25	✓	7.5



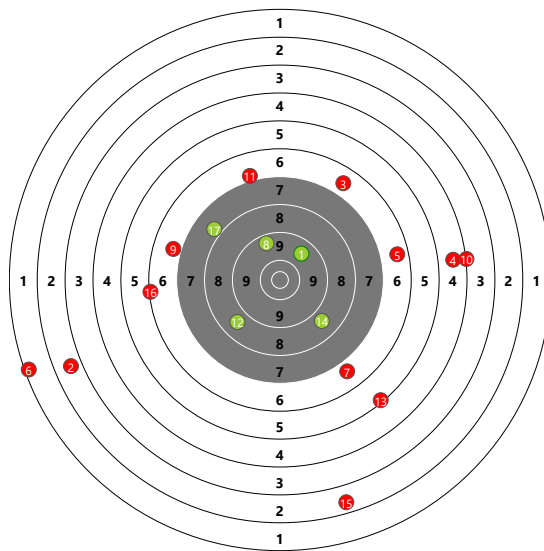
## Shooting Round 3 (Time: 11.61 sec Average: 8.2 )

#1	0.00	✗	5.7
#2	1.94	✗	6.7
#3	3.79	✓	8.1
#4	5.62	✓	8.9
#5	7.35	✓	9.7
#6	9.09	✓	9.6
#7	11.61	✓	8.8



**Shooting Round 4** (Time: 29.89 sec Average: 6.3 )

#1	0.00	✓	9.7	#14	24.70	✓	8.8
#2	1.84	✗	2.8	#15	26.34	✗	2.6
#3	3.78	✗	6.8	#16	28.12	✗	6.3
#4	5.78	✗	4.7	#17	29.89	✓	8.0
#5	7.76	✗	6.6				
#6	9.72	✗	1.4				
#7	11.61	✗	6.9				
#8	13.41	✓	9.5				
#9	15.36	✗	7.0				
#10	17.19	✗	4.2				
#11	19.15	✗	7.1				
#12	21.07	✓	8.8				
#13	22.92	✗	5.3				

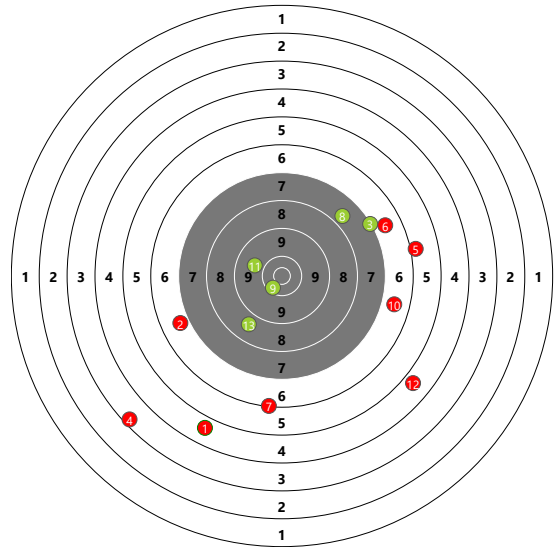




# Results for VILA VEIGA Mercedes (on Lane 14)

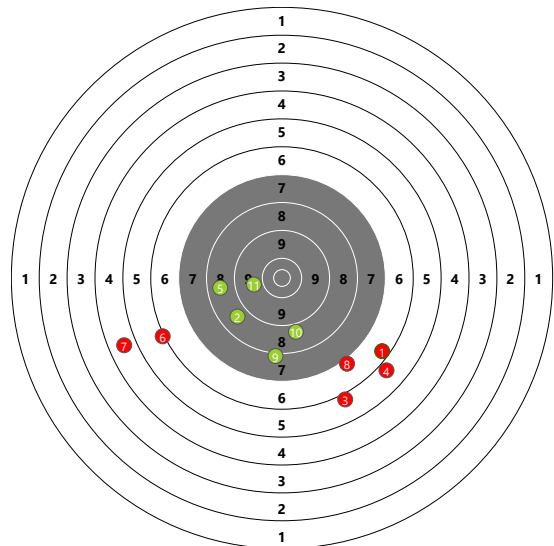
## Shooting Round 1 (Time: 29.14 sec Average: 6.9 )

#1	0.00	✗	4.8
#2	2.36	✗	6.9
#3	4.76	✓	7.3
#4	7.23	✗	3.4
#5	9.95	✗	6.1
#6	12.29	✗	6.8
#7	14.66	✗	6.3
#8	16.78	✓	7.9
#9	19.11	✓	10.4
#10	21.34	✗	6.8
#11	23.46	✓	9.9
#12	26.48	✗	4.9
#13	29.14	✓	8.8



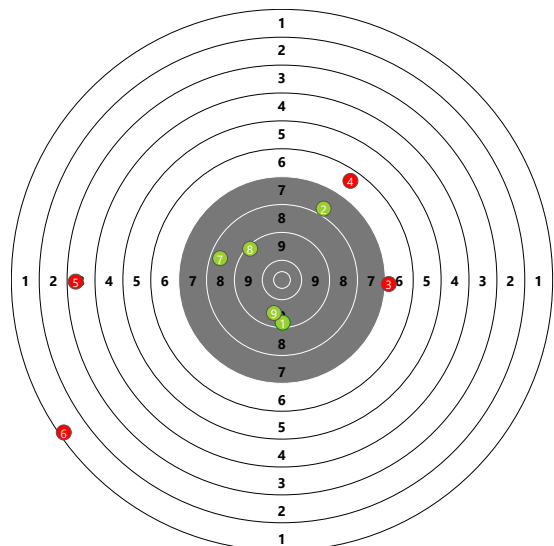
## Shooting Round 2 (Time: 32.95 sec Average: 7.4 )

#1	0.00	✗	6.5
#2	2.97	✓	8.8
#3	5.89	✗	6.0
#4	8.75	✗	5.9
#5	13.18	✓	8.7
#6	16.54	✗	6.2
#7	19.70	✗	4.8
#8	23.19	✗	7.1
#9	27.83	✓	8.1
#10	30.42	✓	9.0
#11	32.95	✓	9.9



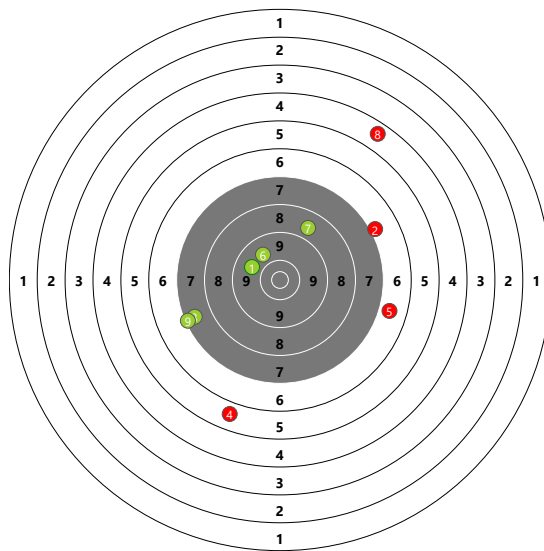
## Shooting Round 3 (Time: 28.74 sec Average: 7.1 )

#1	0.00	✓	9.4
#2	3.88	✓	8.0
#3	6.45	✗	7.1
#4	9.63	✗	6.6
#5	13.59	✗	3.6
#6	19.30	✗	1.4
#7	23.76	✓	8.6
#8	26.22	✓	9.3
#9	28.74	✓	9.7



**Shooting Round 4** (Time: 23.03 sec Average: 7.5 )

#1	0.00	✓	9.8
#2	2.68	✗	7.1
#3	5.12	✓	7.6
#4	7.66	✗	5.8
#5	10.91	✗	6.9
#6	14.63	✓	9.9
#7	17.41	✓	8.8
#8	20.20	✗	4.6
#9	23.03	✓	7.3



## Used equipment during competition

At this competition the SmartPLT laser target was used.  
ShotLight Lamps were used in order to instantly display the hits and misses for all athletes.

All results have been collected using ONE single Laptop computer using  
the SmartPLT LIVE (COMPETITION Edition) software via a standard Ethernet network.

This report was also generated using the SmartPLT LIVE software - with just one click after the competition.

With the SmartPLT Laser Target you have much more possibilities as shown on this event.

Please visit [www.SmartPLT.com](http://www.SmartPLT.com) for further informations.


The SmartPLT Laser Target



The ShotLight Lamp



The SmartPLT LIVE software



The SmartPLT Laser Target is a brand new target system with a performance never seen before.  
Please feel free to contact us if you have any questions relating to the used equipment.

email: [info@SmartPLT.com](mailto:info@SmartPLT.com)  
www: <http://www.SmartPLT.com>

All the used equipment was developed and produced by ALS - Smart Laser Shooting

## Medallists

MEDAL	SURNAME & NAME	DATE OF BIRTH	NOC
-------	----------------	---------------	-----

### Men's Event

GOLD	<b>TROMBONI Emanuele</b>	01/11/2001	<b>ITA</b>
SILVER	<b>TALEIGO Duarte</b>	10/09/2003	<b>POR</b>
BRONZE	<b>PAPADIMITRIOU Nikolas</b>	23/05/2005	<b>GRE</b>

## Entry List

ORD SURNAME & NAME NOC BORN CLUB

09/09/2023 - 12:00

### Men's Event

ORD	SURNAME & NAME	NOC	BORN	CLUB
1	KLIS Krisztian	CRO	20/04/1993	Budapesti Honved Sportegyesulet
2	KONSTANTINOU Alexandros	CYP	06/09/2006	CYPRUS NOC
3	ABOUAMER Moustafa	EGY	26/01/2004	EFMP
4	ALLAM Marwan	EGY	16/01/2006	EFMP
5	AMER Youssef	EGY	13/01/2005	EFMP
6	LIBERAL MANZANAS Ivan	ESP	27/12/2004	CP Esplugues
7	CHATELLIER Cedric	FRA	06/03/2003	RMA Paris
8	FLEUROT Ugo	FRA	29/06/2001	VGA St Maur Pentathlon
9	MOURCIA Jean Baptiste	FRA	30/09/1999	RMA Paris
10	DRAZINOS Dimitrios	GRE	09/08/2004	NOC Greece
11	PAPADIMITRIOU Nikolas	GRE	23/05/2005	NOC Greece
12	SECHIDIS Filippos	GRE	30/04/2004	NOC Greece
13	COLASANTI Daniele	ITA	21/07/1996	Fiamme oro - RN Cagliari
14	GRASELLI Valerio	ITA	25/05/1993	Esercito
15	TROMBONI Emanuele	ITA	01/11/2001	Fiamme oro - RN Cagliari
16	TALEIGO Duarte	POR	10/09/2003	CLUNE NATACAO AMADORA

## Start List

BIB	SURNAME & NAME	NOC	BORN	START TIME	TIME	RANK
<b>Men's Event Final</b>						
09/09/2023 - 12:00						
1	ABOUAMER Moustafa	EGY	26/01/2004			
2	ALLAM Marwan	EGY	16/01/2006			
3	AMER Youssef	EGY	13/01/2005			
4	CHATELLIER Cedric	FRA	06/03/2003			
5	COLASANTI Daniele	ITA	21/07/1996			
6	DRAZINOS Dimitrios	GRE	09/08/2004			
7	FLEUROT Ugo	FRA	29/06/2001			
8	GRASELLI Valerio	ITA	25/05/1993			
9	KLIS Krisztian	CRO	20/04/1993			
10	KONSTANTINOU Alexandros	CYP	06/09/2006			
11	LIBERAL MANZANAS Ivan	ESP	27/12/2004			
12	MOURCIA Jean Baptiste	FRA	30/09/1999			
13	PAPADIMITRIOU Nikolas	GRE	23/05/2005			
14	SECHIDIS Filippos	GRE	30/04/2004			
15	TALEIGO Duarte	POR	10/09/2003			
16	TROMBONI Emanuele	ITA	01/11/2001			

# Mediterranean Beach Games 2023

## Triathlon



### Results

RANK	BIB	SURNAME & NAME	NOC	BORN	Shoot	Swim 1	Shoot	Swim 2	Shoot	Swim 3	Shoot	Swim 4	FINISH	GAP	POINT
<b>Men's Event Final</b>															
<b>09/09/2023 - 12:00</b>															
1	16	<b>TROMBONI Emanuele</b>	ITA	01/11/2001	2:29.2 (7)	4:08.7 (6) 1:39.5	6:14.2 (3) 2:05.5	7:56.4 (2) 1:42.2	10:11.8 (3) 2:15.4	11:47.1 (3) 1:35.3	13:59.3 (1) 2:12.2	15:32.4 (1) 1:33.1	<b>17:16.6</b>		
2	15	<b>TALEIGO Duarte</b>	POR	10/09/2003	2:25.1 (2)	3:58.4 (1) 1:33.3	6:06.0 (1) 2:07.6	7:48.0 (1) 1:42.0	10:06.4 (1) 2:18.4	11:46.0 (2) 1:39.6	14:04.7 (2) 2:18.7	15:50.4 (2) 1:45.7	<b>17:31.6</b>	15.0	
3	13	<b>PAPADIMITRIOU Nikolas</b>	GRE	23/05/2005	2:45.1 (13)	4:11.1 (8) 1:26.0	6:31.8 (9) 2:20.7	8:00.5 (4) 1:28.7	10:18.2 (4) 2:17.7	11:43.8 (1) 1:25.6	14:26.5 (4) 2:42.7	15:58.8 (3) 1:32.3	<b>17:36.2</b>	19.6	
4	12	<b>MOURCIA Jean Baptiste</b>	FRA	30/09/1999	2:23.3 (1)	3:58.6 (2) 1:35.3	6:08.2 (2) 2:09.6	7:56.9 (3) 1:48.7	10:11.1 (2) 2:14.2	11:53.1 (4) 1:42.0	14:09.6 (3) 2:16.5	16:02.7 (4) 1:53.1	<b>17:50.7</b>	34.1	
5	7	<b>FLEUROT Ugo</b>	FRA	29/06/2001	2:27.1 (5)	4:11.5 (9) 1:44.4	6:26.5 (7) 2:15.0	8:12.3 (8) 1:45.8	10:25.5 (6) 2:13.2	12:09.3 (6) 1:43.8	14:31.9 (6) 2:22.6	16:14.2 (5) 1:42.3	<b>18:00.7</b>	44.1	
6	11	<b>LIBERAL MANZANAS Ivan</b>	ESP	27/12/2004	2:28.2 (6)	4:07.7 (4) 1:39.5	6:22.2 (5) 2:14.5	8:08.4 (7) 1:46.2	10:22.3 (5) 2:13.9	12:05.5 (5) 1:43.2	14:29.4 (5) 2:23.9	16:17.6 (6) 1:48.2	<b>18:07.5</b>	50.9	
7	5	<b>COLASANTI Daniele</b>	ITA	21/07/1996	2:26.2 (3)	4:08.2 (5) 1:42.0	6:16.9 (4) 2:08.7	8:04.5 (5) 1:47.6	10:25.8 (7) 2:21.3	12:14.3 (7) 1:48.5	14:36.4 (7) 2:22.1	16:25.1 (7) 1:48.7	<b>18:14.5</b>	57.9	
8	1	<b>ABOUAMER Moustafa</b>	EGY	26/01/2004	2:29.9 (8)	4:12.6 (11) 1:42.7	6:38.5 (10) 2:25.9	8:21.0 (10) 1:42.5	10:46.5 (8) 2:25.5	12:26.4 (8) 1:39.9	14:56.0 (9) 2:29.6	16:48.2 (9) 1:52.2	<b>18:22.0</b>	1:05.4	



RANK	BIB	SURNAME & NAME	NOC	BORN							FINISH	GAP	POINT	
9	3	AMER Youssef	EGY	13/01/2005	2:26.4 (4)	4:00.2 (3) 1:33.8	6:28.1 (8) 2:27.9	8:16.6 (9) 1:48.5	10:47.6 (9) 2:31.0	12:29.4 (10) 1:41.8	14:50.9 (8) 2:21.5	16:45.1 (8) 1:54.2	18:30.0	1:13.4
10	4	CHATELLIER Cedric	FRA	06/03/2003	2:36.5 (10)	4:11.0 (7) 1:34.5	6:24.0 (6) 2:13.0	8:06.9 (6) 1:42.9	10:51.6 (10) 2:44.7	12:28.7 (9) 1:37.1	15:17.5 (10) 2:48.8	16:59.9 (10) 1:42.4	18:44.8	1:28.2
11	2	ALLAM Marwan	EGY	16/01/2006	2:31.3 (9)	4:12.6 (10) 1:41.3	6:40.4 (11) 2:27.8	8:26.6 (11) 1:46.2	11:07.8 (11) 2:41.2	12:57.1 (11) 1:49.3	15:40.1 (11) 2:43.0	17:42.0 (11) 2:01.9	19:38.2	2:21.6
12	8	GRASELLI Valerio	ITA	25/05/1993	2:44.7 (12)	4:19.2 (12) 1:34.5	6:45.7 (12) 2:26.5	8:32.3 (12) 1:46.6	11:28.8 (12) 2:56.5	13:22.2 (12) 1:53.4	16:20.3 (12) 2:58.1	18:10.1 (12) 1:49.8	20:23.2	3:06.6
13	10	KONSTANTINOU Alexandros	CYP	06/09/2006	2:42.7 (11)	4:24.3 (13) 1:41.6	7:08.9 (13) 2:44.6	8:57.1 (13) 1:48.2	11:53.0 (13) 2:55.9	13:41.4 (13) 1:48.4	16:44.6 (13) 3:03.2	18:48.1 (13) 2:03.5	20:39.7	3:23.1

NOT CLASSIFIED

6	DRAZINOS Dimitrios	GRE	09/08/2004										DNF
14	SECHIDIS Filippos	GRE	30/04/2004										DNF
9	KLIS Krisztian	CRO	20/04/1993	2:30.0	4:13.3 1:43.3	6:35.5 2:22.2	8:29.6 1:54.1	11:00.9 2:31.3	12:57.2 1:56.3	15:20.8 2:23.6	17:35.8 2:15.0		ELIM



**Result of  
2023 Beach Games Heraklion23 Greece**

**for  
Mens final**

All shooting results were captured using the brand new SmartPLT precision laser target by ALS - Smart Laser Shooting. This recently released new and inventive laser precision target captures UIPM 2015 coded laser shots and is homologated by the UIPM for all competition types. The target has a performance like never seen before. Convince yourself!

For further information please refer to the last page of this document,  
visit <http://www.SmartPLT.com> or contact [info@SmartPLT.com](mailto:info@SmartPLT.com)

[--- www.SmartPLT.com ---](http://www.SmartPLT.com)

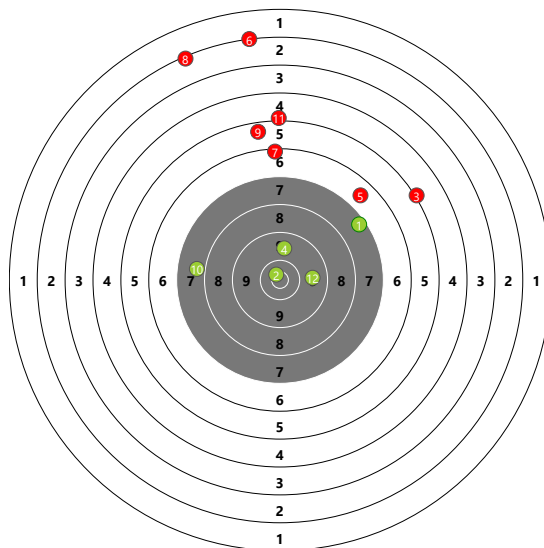
ALS - Smart Laser Shooting is a brand of SF Software Solutions.  
We developed, produce and distribute the SmartPLT Precision Laser Target and other shooting equipment for modern pentathlon and other shooting sports.



# Results for ABOUAMER Moustafa (on Lane 1)

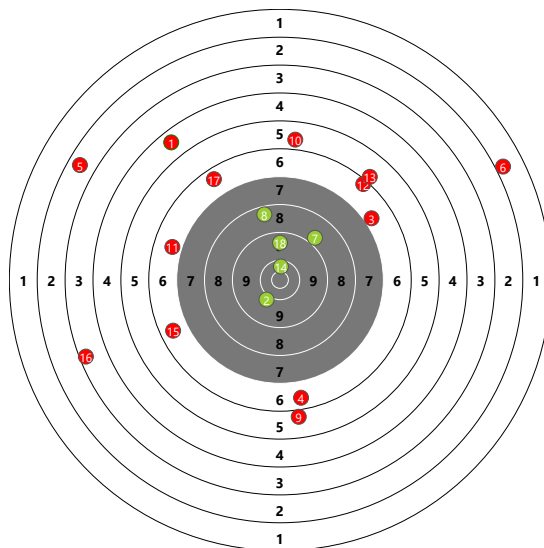
## Shooting Round 1 (Time: 22.10 sec Average: 6.6 )

#1	0.00	✓	7.5
#2	2.12	✓	10.7
#3	3.82	✗	5.2
#4	5.57	✓	9.8
#5	8.11	✗	6.8
#6	9.97	✗	2.2
#7	11.84	✗	6.3
#8	14.46	✗	2.3
#9	16.51	✗	5.6
#10	18.40	✓	7.9
#11	20.32	✗	5.1
#12	22.10	✓	9.8



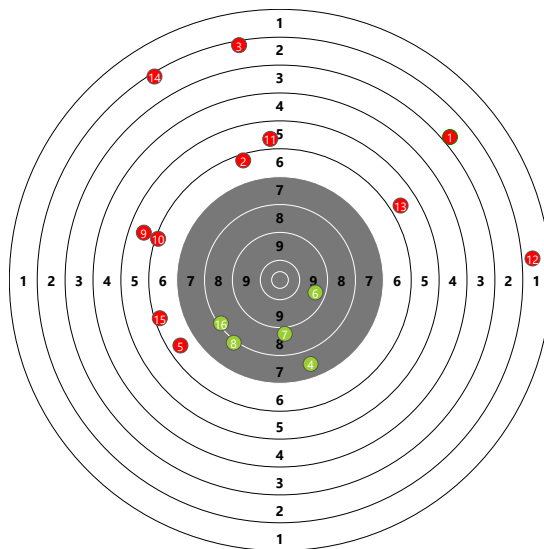
## Shooting Round 2 (Time: 34.04 sec Average: 6.6 )

#1	0.00	✗	4.7	#14	25.92	✓	10.5
#2	2.06	✓	10.1	#15	27.82	✗	6.7
#3	3.88	✗	7.0	#16	29.81	✗	3.5
#4	5.60	✗	6.7	#17	32.02	✗	6.6
#5	7.48	✗	2.7	#18	34.04	✓	9.6
#6	9.32	✗	2.0				
#7	11.43	✓	9.0				
#8	13.44	✓	8.5				
#9	15.36	✗	6.0				
#10	17.01	✗	5.9				
#11	19.40	✗	6.9				
#12	21.62	✗	6.4				
#13	23.91	✗	6.0				



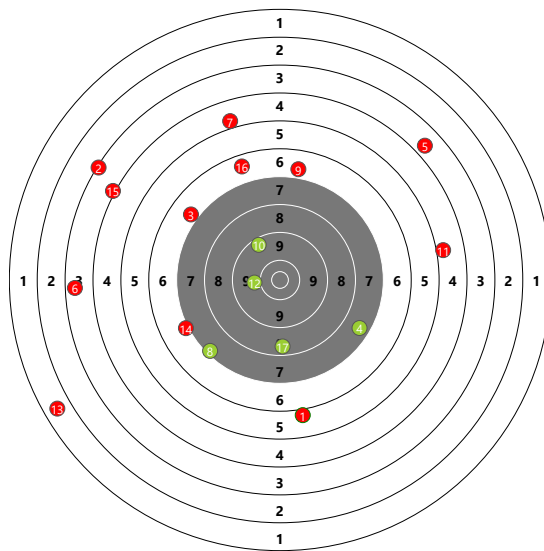
## Shooting Round 3 (Time: 28.98 sec Average: 6.0 )

#1	0.00	✗	3.0	#14	25.07	✗	2.4
#2	1.91	✗	6.5	#15	27.01	✗	6.4
#3	3.87	✗	2.4	#16	28.98	✓	8.3
#4	5.81	✓	7.7				
#5	7.64	✗	6.7				
#6	9.49	✓	9.6				
#7	11.27	✓	9.0				
#8	13.18	✓	8.2				
#9	15.18	✗	5.8				
#10	17.07	✗	6.3				
#11	19.29	✗	5.9				
#12	21.25	✗	1.9				
#13	23.24	✗	5.9				



**Shooting Round 4** (Time: 33.94 sec Average: 6.1 )

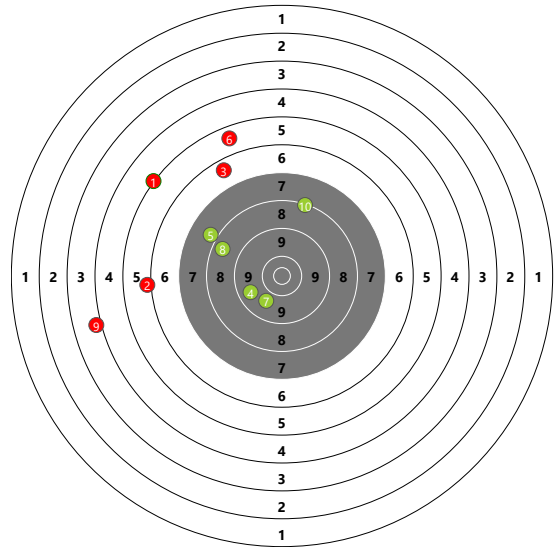
#1	0.00	✗	6.0	#14	27.32	✗	7.2
#2	2.14	✗	3.3	#15	29.25	✗	4.2
#3	4.00	✗	7.0	#16	31.19	✗	6.7
#4	6.03	✓	7.6	#17	33.94	✓	8.6
#5	7.71	✗	3.9				
#6	9.70	✗	3.6				
#7	13.39	✗	5.0				
#8	15.51	✓	7.4				
#9	17.20	✗	6.9				
#10	19.08	✓	9.5				
#11	20.76	✗	5.0				
#12	22.64	✓	10.0				
#13	24.52	✗	1.7				



# Results for ALLAM Marwan (on Lane 2)

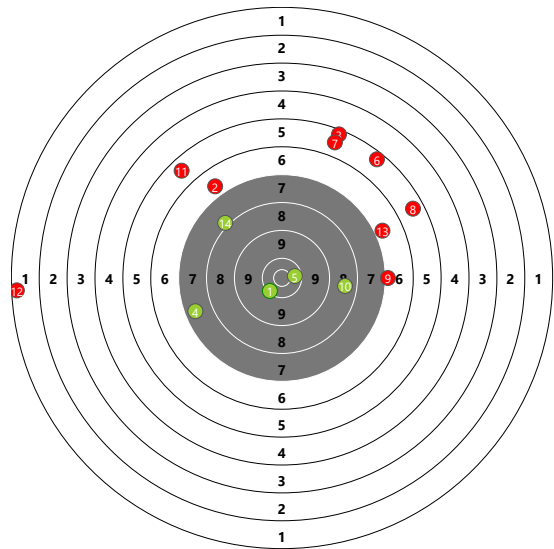
## Shooting Round 1 (Time: 19.29 sec Average: 7.2 )

#1	0.00	✗	5.2
#2	2.44	✗	6.1
#3	5.00	✗	6.6
#4	7.12	✓	9.7
#5	9.11	✓	8.0
#6	11.03	✗	5.7
#7	13.14	✓	9.9
#8	14.95	✓	8.6
#9	16.88	✗	4.1
#10	19.29	✓	8.3



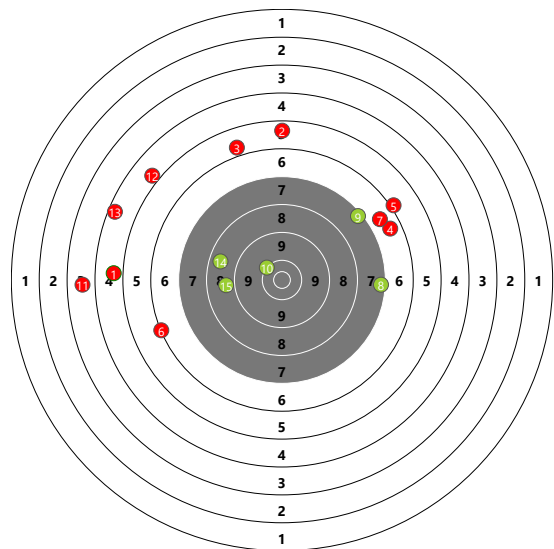
## Shooting Round 2 (Time: 26.22 sec Average: 6.8 )

#1	0.00	✓	10.3	#14	26.22	✓	8.1
#2	1.81	✗	6.9				
#3	3.69	✗	5.4				
#4	5.77	✓	7.6				
#5	7.65	✓	10.5				
#6	9.49	✗	5.5				
#7	11.48	✗	5.7				
#8	13.30	✗	5.6				
#9	15.15	✗	7.2				
#10	17.12	✓	8.7				
#11	19.19	✗	5.7				
#12	21.86	✗	1.4				
#13	24.05	✗	7.0				



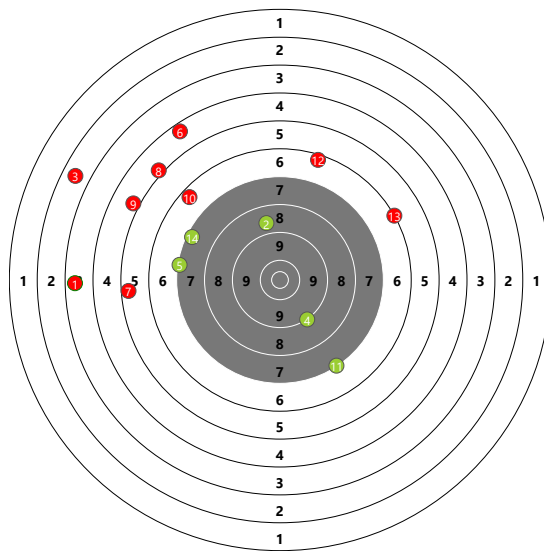
## Shooting Round 3 (Time: 31.51 sec Average: 6.5 )

#1	0.00	✗	4.9	#14	29.21	✓	8.6
#2	2.07	✗	5.6	#15	31.51	✓	8.9
#3	4.36	✗	5.9				
#4	6.40	✗	6.7				
#5	9.05	✗	6.1				
#6	11.59	✗	6.3				
#7	13.89	✗	6.8				
#8	16.62	✓	7.4				
#9	18.71	✓	7.4				
#10	20.85	✓	10.2				
#11	23.02	✗	3.8				
#12	24.84	✗	5.0				
#13	27.10	✗	4.5				



**Shooting Round 4** (Time: 27.94 sec Average: 6.1 )

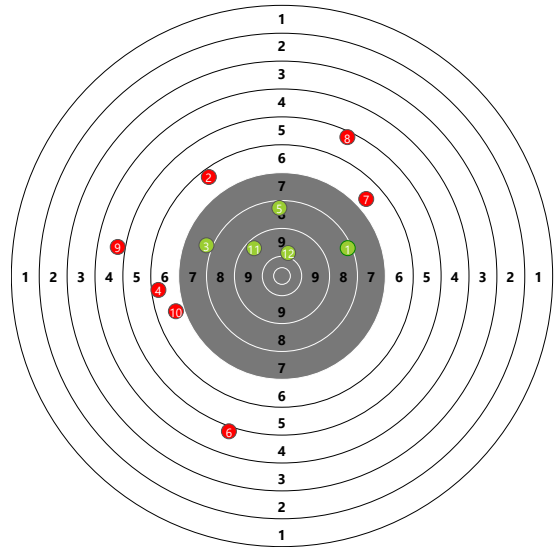
#1	0.00	✘	3.6	#14	27.94	✔	7.4
#2	1.97	✔	8.9				
#3	3.81	✘	2.7				
#4	5.88	✔	9.2				
#5	8.03	✔	7.3				
#6	10.01	✘	4.5				
#7	12.16	✘	5.5				
#8	14.33	✘	5.1				
#9	16.70	✘	5.0				
#10	19.17	✘	6.5				
#11	21.46	✔	7.3				
#12	23.53	✘	6.4				
#13	25.83	✘	6.2				



# Results for AMER Youssef (on Lane 3)

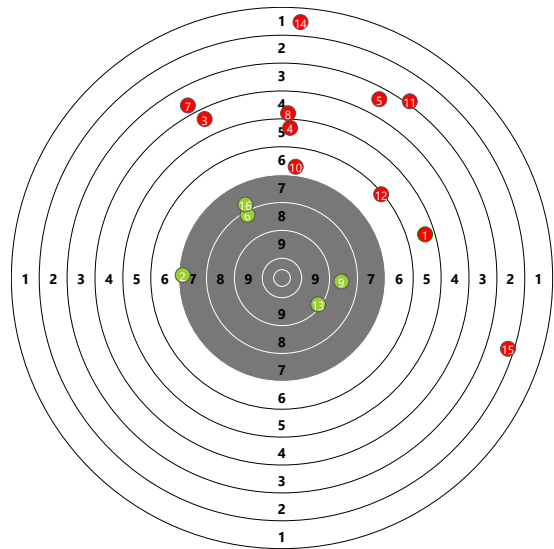
## Shooting Round 1 (Time: 19.27 sec Average: 7.2 )

#1	0.00	✓	8.4
#2	1.95	✗	6.5
#3	3.80	✓	8.0
#4	5.48	✗	6.5
#5	7.11	✓	8.5
#6	8.58	✗	5.1
#7	10.41	✗	6.9
#8	12.22	✗	5.4
#9	13.86	✗	5.0
#10	15.80	✗	6.9
#11	17.54	✓	9.5
#12	19.27	✓	10.1



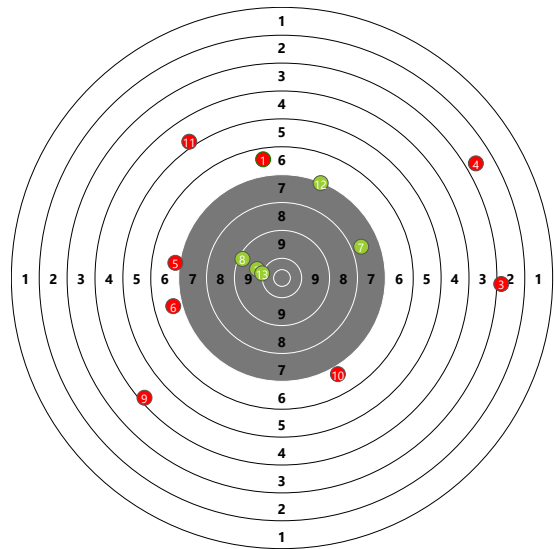
## Shooting Round 2 (Time: 31.82 sec Average: 5.7 )

#1	0.00	✗	5.6
#2	2.04	✓	7.4
#3	3.67	✗	4.6
#4	5.71	✗	5.6
#5	7.37	✗	3.6
#6	9.59	✓	8.4
#7	12.03	✗	3.9
#8	14.77	✗	5.0
#9	16.42	✓	8.8
#10	18.16	✗	6.9
#11	19.96	✗	3.1
#12	21.98	✗	6.3
#13	24.09	✓	9.3
#14	27.66	✗	1.7
#15	29.98	✗	2.5
#16	31.82	✓	8.0



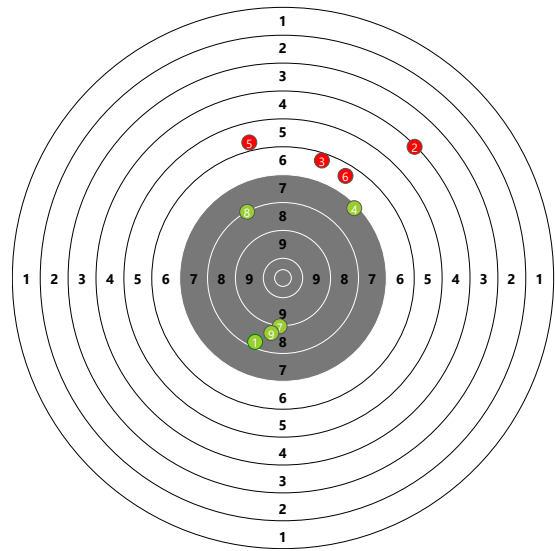
## Shooting Round 3 (Time: 25.60 sec Average: 6.8 )

#1	0.00	✗	6.6
#2	2.14	✓	10.0
#3	4.45	✗	3.1
#4	6.30	✗	2.9
#5	8.38	✗	7.1
#6	10.40	✗	6.9
#7	12.61	✓	7.9
#8	14.41	✓	9.4
#9	16.42	✗	4.4
#10	18.48	✗	7.0
#11	21.19	✗	5.0
#12	23.87	✓	7.3
#13	25.60	✓	10.2



**Shooting Round 4** (Time: 15.53 sec Average: 7.3 )

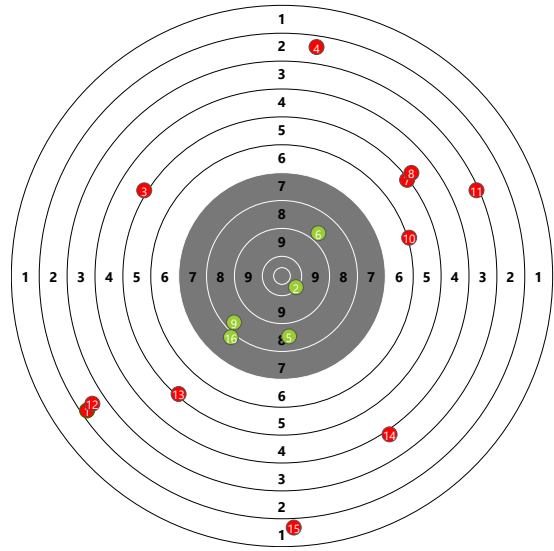
#1	0.00	✓	8.4
#2	1.72	✗	4.3
#3	3.59	✗	6.5
#4	6.14	✓	7.4
#5	8.13	✗	5.9
#6	10.21	✗	6.7
#7	12.15	✓	9.2
#8	13.95	✓	8.3
#9	15.53	✓	8.9



# Results for CHATELLIER Cedric (on Lane 4)

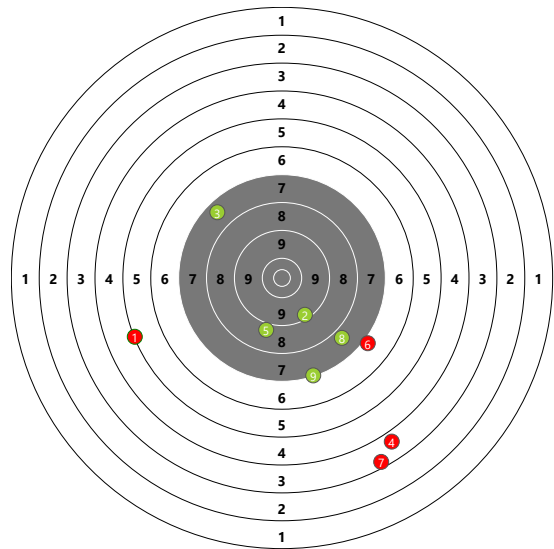
## Shooting Round 1 (Time: 28.71 sec Average: 5.5 )

#1	0.00	✗	2.5	#14	24.92	✗	4.1
#2	1.75	✓	10.3	#15	26.66	✗	1.9
#3	3.38	✗	5.1	#16	28.71	✓	8.1
#4	5.15	✗	2.6				
#5	6.81	✓	8.8				
#6	8.55	✓	8.9				
#7	10.21	✗	5.3				
#8	11.97	✗	5.0				
#9	15.67	✓	8.6				
#10	17.69	✗	6.2				
#11	19.52	✗	3.3				
#12	21.40	✗	2.7				
#13	23.13	✗	5.3				



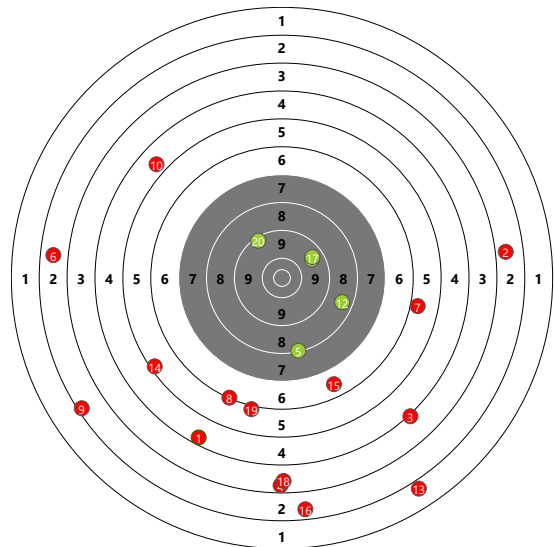
## Shooting Round 2 (Time: 19.65 sec Average: 6.8 )

#1	0.00	✗	5.3
#2	5.46	✓	9.4
#3	7.15	✓	7.6
#4	8.87	✗	3.9
#5	12.35	✓	9.0
#6	14.04	✗	7.1
#7	15.98	✗	3.5
#8	17.86	✓	7.9
#9	19.65	✓	7.3



## Shooting Round 3 (Time: 42.61 sec Average: 5.5 )

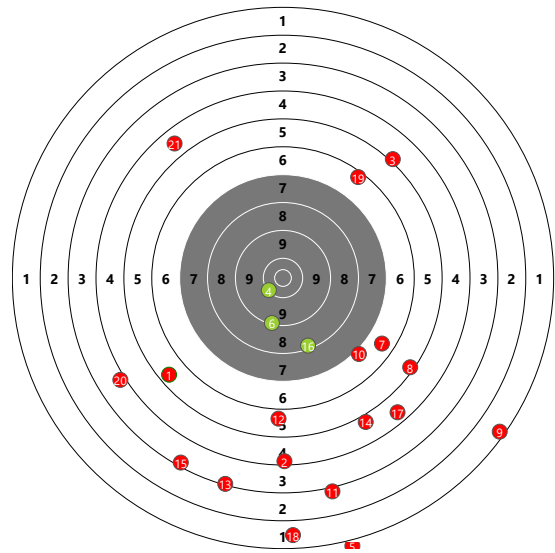
#1	0.00	✗	4.5	#14	24.74	✗	5.4
#2	1.82	✗	2.9	#15	26.50	✗	6.7
#3	3.59	✗	4.2	#16	28.52	✗	2.6
#4	5.28	✗	3.5	#17	30.42	✓	9.6
#5	7.09	✓	8.3	#18	32.28	✗	3.7
#6	8.61	✗	2.7	#19	36.64	✗	6.1
#7	10.15	✗	6.0	#20	42.61	✓	9.4
#8	11.99	✗	6.3				
#9	13.81	✗	2.4				
#10	15.61	✗	4.9				
#11	17.46	✓	9.7				
#12	19.16	✓	8.6				
#13	22.91	✗	1.9				





**Shooting Round 4** (Time: 50.00 sec Average: 5.1 )

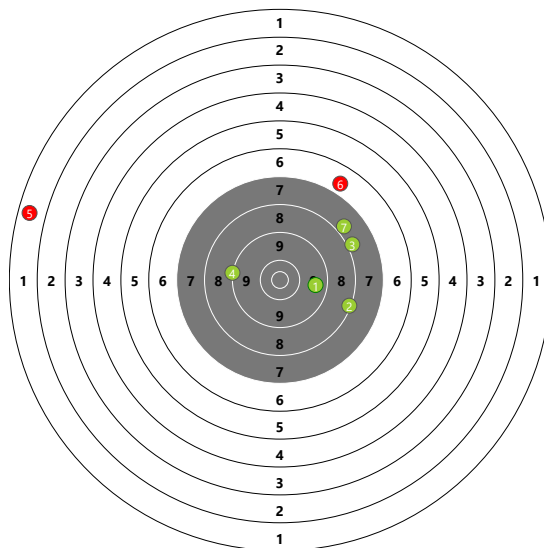
#1	0.00	✗	5.6	#14	32.38	✗	5.0
#2	1.69	✗	4.4	#15	34.43	✗	3.4
#3	5.17	✗	5.1	#16	36.44	✓	8.4
#4	9.26	✓	10.3	#17	38.44	✗	4.6
#5	11.05	✗	1.0	#18	41.78	✗	1.7
#6	14.79	✓	9.3	#19	43.74	✗	6.4
#7	16.67	✗	6.7	#20	46.02	✗	4.1
#8	18.47	✗	5.4	#21	48.52	✗	4.8
#9	20.39	✗	1.4				
#10	24.47	✗	7.1				
#11	26.33	✗	3.1				
#12	28.16	✗	5.9				
#13	30.14	✗	3.3				



# Results for COLASANTI Daniele (on Lane 5)

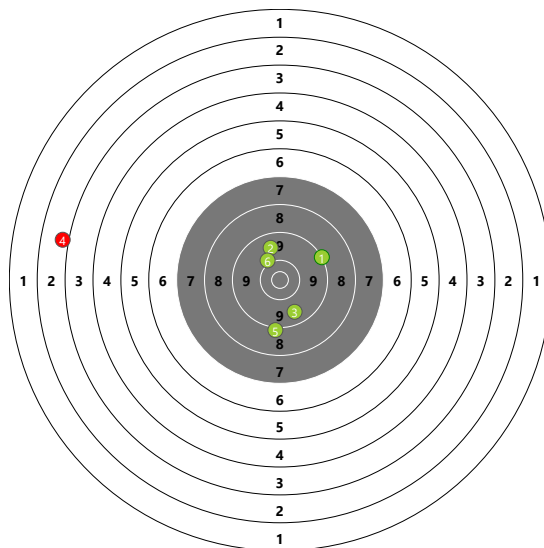
## Shooting Round 1 (Time: 13.09 sec Average: 7.4 )

#1	0.00	✓	9.7
#2	2.37	✓	8.3
#3	4.54	✓	8.1
#4	6.61	✓	9.2
#5	8.65	✗	1.7
#6	10.92	✗	6.9
#7	13.09	✓	8.0



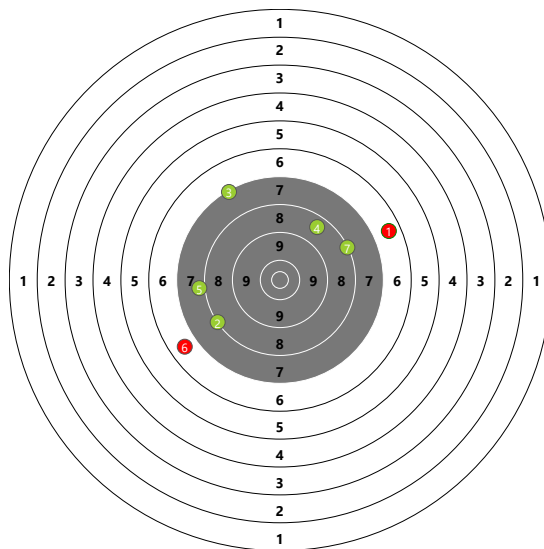
## Shooting Round 2 (Time: 10.79 sec Average: 8.5 )

#1	0.00	✓	9.2
#2	2.08	✓	9.7
#3	4.53	✓	9.7
#4	6.59	✗	3.0
#5	8.76	✓	9.1
#6	10.79	✓	10.1



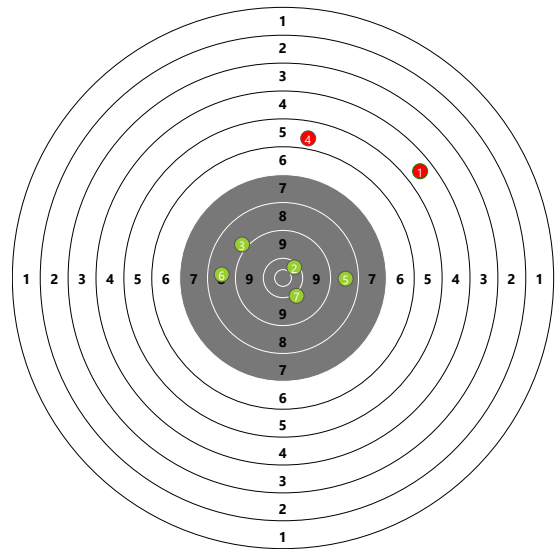
## Shooting Round 3 (Time: 15.89 sec Average: 7.7 )

#1	0.00	✗	6.7
#2	2.01	✓	8.3
#3	6.50	✓	7.3
#4	8.93	✓	8.6
#5	11.23	✓	8.0
#6	13.70	✗	6.8
#7	15.89	✓	8.3



**Shooting Round 4** (Time: 12.85 sec Average: 8.2 )

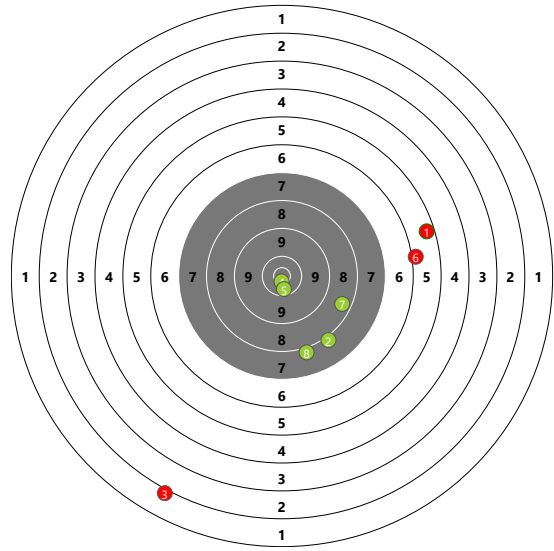
#1	0.00	✘	4.7
#2	2.03	✔	10.4
#3	4.10	✔	9.1
#4	6.24	✘	5.9
#5	8.32	✔	8.7
#6	10.56	✔	8.7
#7	12.85	✔	10.1



# Results for DRAZINOS Dimitrios (on Lane 6)

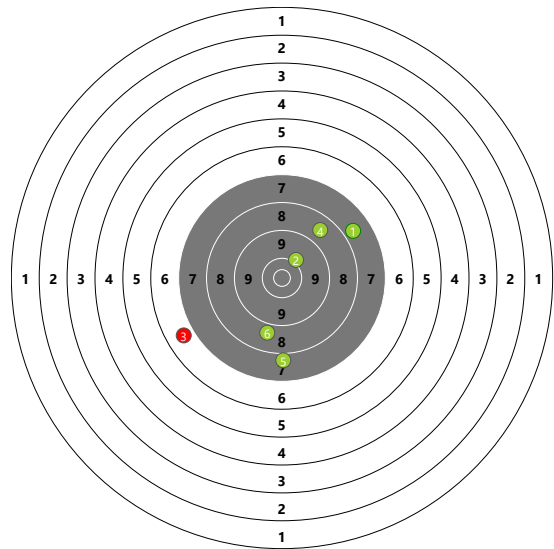
## Shooting Round 1 (Time: 13.34 sec Average: 7.5 )

#1	0.00	✗	5.5
#2	1.88	✓	8.1
#3	3.60	✗	2.1
#4	6.00	✓	10.8
#5	7.73	✓	10.5
#6	9.50	✗	6.1
#7	11.44	✓	8.6
#8	13.34	✓	8.1



## Shooting Round 2 (Time: 9.92 sec Average: 8.4 )

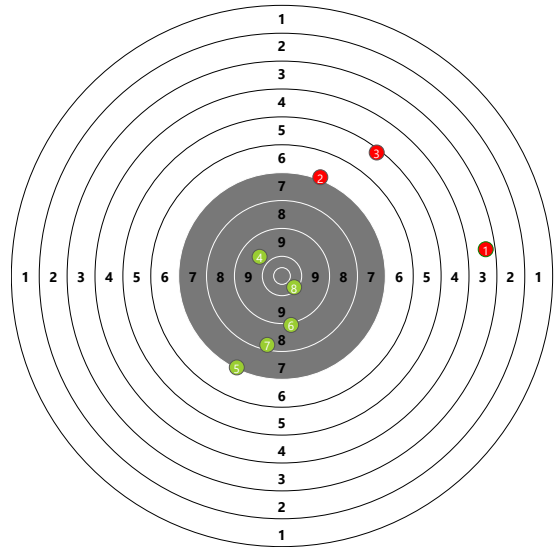
#1	0.00	✓	7.9
#2	2.53	✓	10.1
#3	4.55	✗	6.9
#4	6.38	✓	8.8
#5	8.21	✓	8.0
#6	9.92	✓	8.9



# Results for FLEUROT Ugo (on Lane 7)

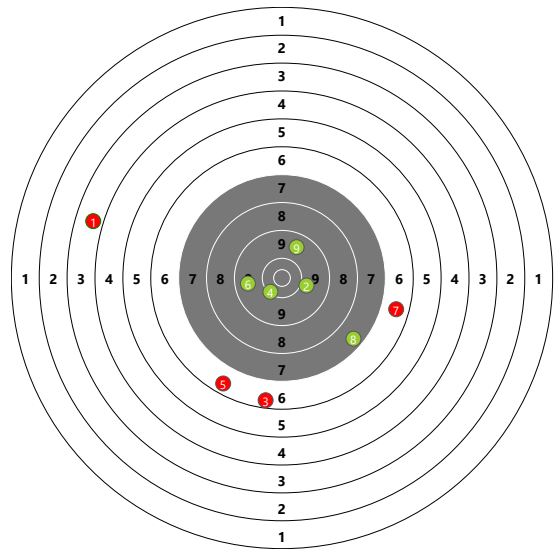
## Shooting Round 1 (Time: 13.91 sec Average: 7.7 )

#1	0.00	✗	3.6
#2	1.76	✗	7.2
#3	3.49	✗	5.4
#4	5.20	✓	9.9
#5	8.62	✓	7.3
#6	10.33	✓	9.2
#7	12.00	✓	8.4
#8	13.91	✓	10.4



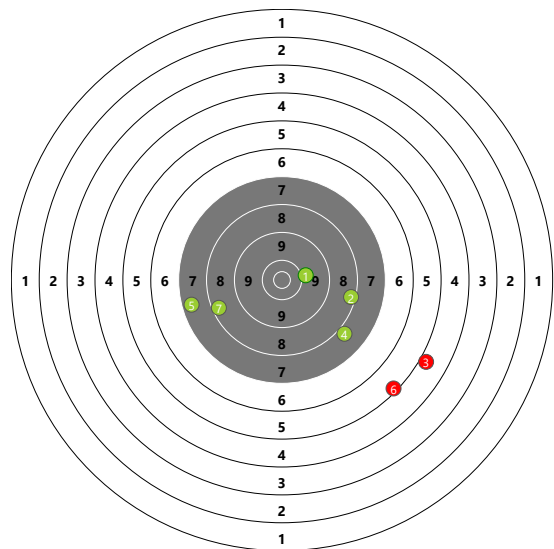
## Shooting Round 2 (Time: 15.90 sec Average: 7.9 )

#1	0.00	✗	3.9
#2	3.53	✓	10.0
#3	5.21	✗	6.5
#4	6.87	✓	10.3
#5	8.62	✗	6.6
#6	10.45	✓	9.7
#7	12.31	✗	6.7
#8	14.04	✓	7.6
#9	15.90	✓	9.7



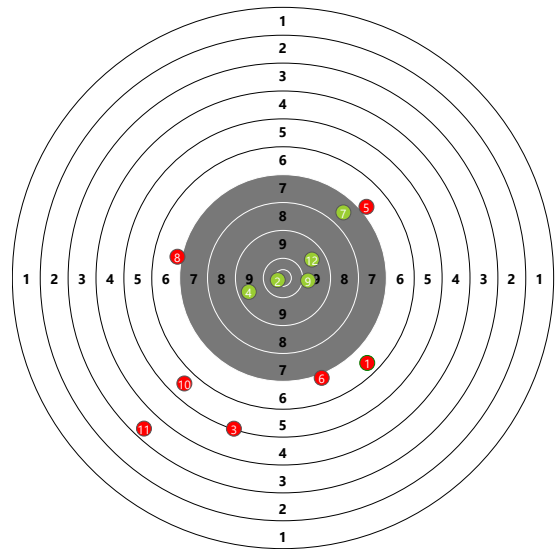
## Shooting Round 3 (Time: 10.38 sec Average: 7.6 )

#1	0.00	✓	10.1
#2	1.80	✓	8.4
#3	3.50	✗	5.0
#4	5.27	✓	8.0
#5	6.91	✓	7.6
#6	8.63	✗	5.4
#7	10.38	✓	8.5



**Shooting Round 4** (Time: 21.18 sec Average: 7.5 )

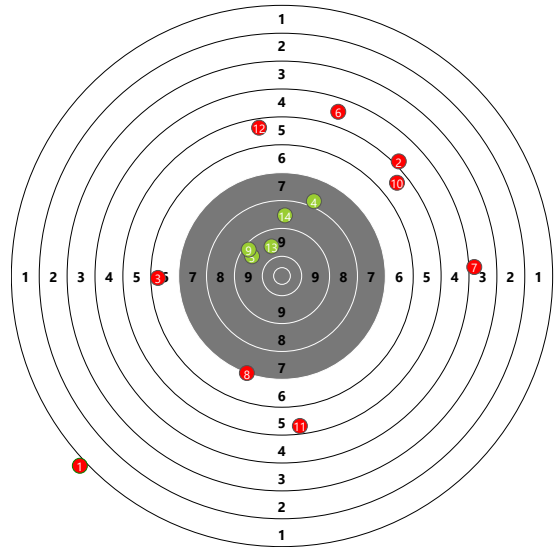
#1	0.00	✘	6.7
#2	3.58	✔	10.7
#3	5.38	✘	5.3
#4	7.15	✔	9.6
#5	8.94	✘	7.0
#6	10.73	✘	7.1
#7	12.46	✔	7.8
#8	14.29	✘	7.1
#9	15.92	✔	10.0
#10	17.60	✘	5.8
#11	19.31	✘	3.6
#12	21.18	✔	9.7



# Results for GRASSELLI Valerio (on Lane 8)

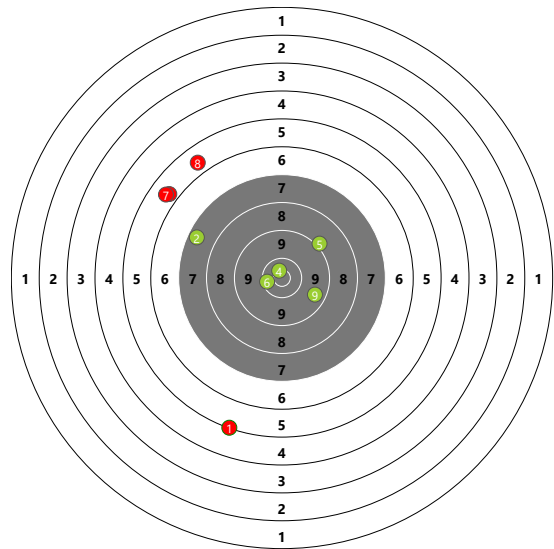
## Shooting Round 1 (Time: 25.55 sec Average: 6.5 )

#1	0.00	✗	1.0	#14	25.55	✓	8.8
#2	2.00	✗	5.1				
#3	4.08	✗	6.5				
#4	6.09	✓	8.0				
#5	8.21	✓	9.7				
#6	10.03	✗	4.7				
#7	11.99	✗	4.0				
#8	14.07	✗	7.2				
#9	16.02	✓	9.4				
#10	17.97	✗	5.6				
#11	19.94	✗	5.5				
#12	21.79	✗	5.6				
#13	23.79	✓	9.8				



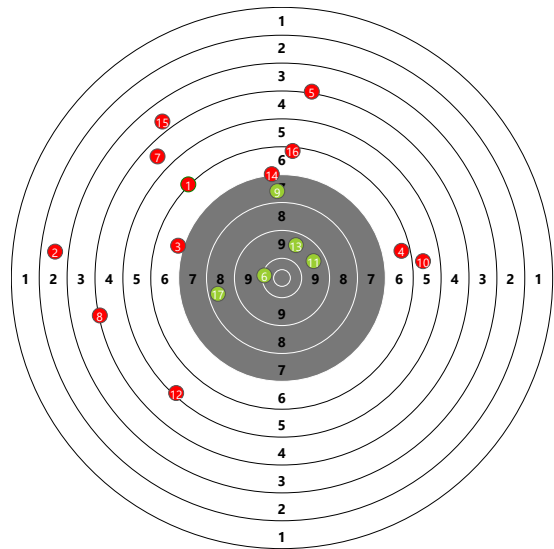
## Shooting Round 2 (Time: 17.57 sec Average: 7.8 )

#1	0.00	✗	5.3
#2	2.48	✓	7.6
#3	4.94	✗	5.9
#4	7.01	✓	10.7
#5	9.00	✓	9.1
#6	11.02	✓	10.4
#7	13.16	✗	5.8
#8	15.35	✗	5.8
#9	17.57	✓	9.6



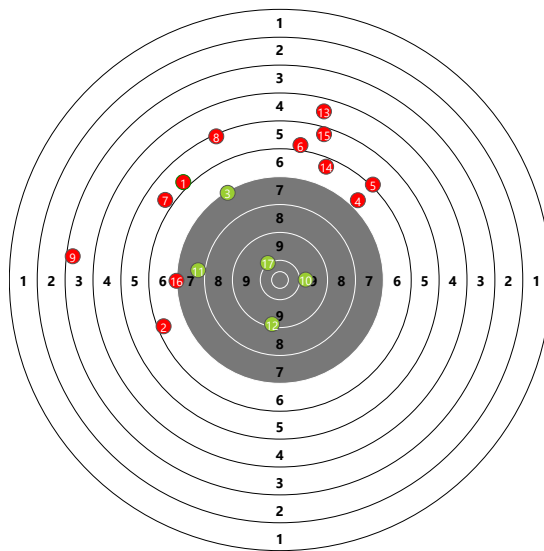
## Shooting Round 3 (Time: 32.46 sec Average: 6.5 )

#1	0.00	✗	6.2	#14	26.34	✗	7.2
#2	2.35	✗	2.8	#15	28.40	✗	3.9
#3	4.47	✗	7.0	#16	30.27	✗	6.4
#4	6.53	✗	6.6	#17	32.46	✓	8.6
#5	8.57	✗	4.2				
#6	10.55	✓	10.3				
#7	13.00	✗	4.7				
#8	14.92	✗	4.3				
#9	16.78	✓	7.8				
#10	18.67	✗	5.9				
#11	20.65	✓	9.7				
#12	22.50	✗	5.3				
#13	24.45	✓	9.7				



**Shooting Round 4** (Time: 31.75 sec Average: 6.8 )

#1	0.00	✗	6.0	#14	25.68	✗	6.6
#2	2.27	✗	6.5	#15	27.60	✗	5.5
#3	4.50	✓	7.3	#16	29.62	✗	7.2
#4	6.36	✗	7.0	#17	31.75	✓	10.2
#5	8.26	✗	6.2				
#6	10.19	✗	6.1				
#7	12.14	✗	5.9				
#8	14.11	✗	5.3				
#9	15.90	✗	3.5				
#10	18.07	✓	10.0				
#11	19.84	✓	8.0				
#12	21.72	✓	9.3				
#13	23.72	✗	4.7				

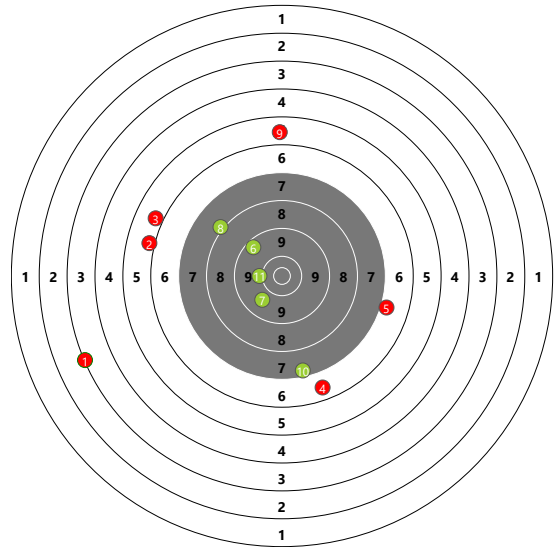




# Results for KLIS Krisztian (on Lane 9)

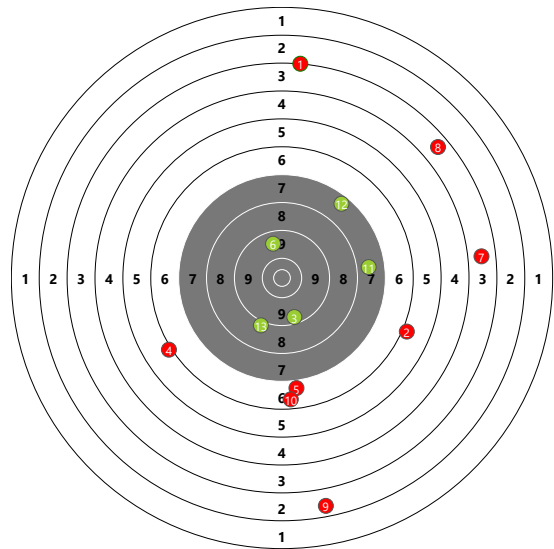
## Shooting Round 1 (Time: 20.32 sec Average: 7.3 )

#1	0.00	✗	3.3
#2	1.84	✗	6.0
#3	3.64	✗	6.0
#4	5.52	✗	6.7
#5	7.47	✗	7.0
#6	9.81	✓	9.5
#7	12.00	✓	9.8
#8	14.22	✓	8.1
#9	16.46	✗	5.8
#10	18.45	✓	7.5
#11	20.32	✓	10.1



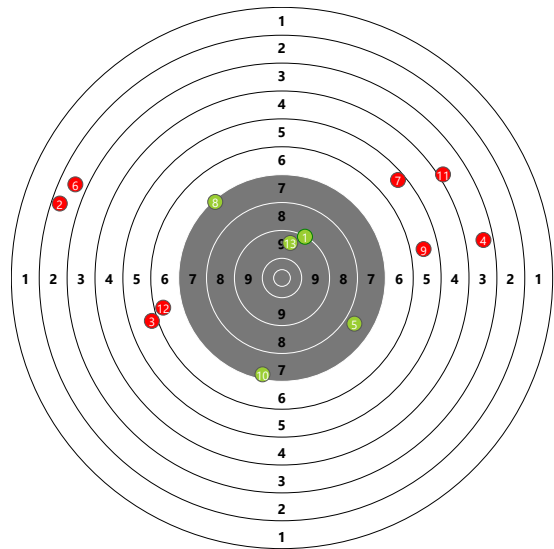
## Shooting Round 2 (Time: 24.84 sec Average: 6.4 )

#1	0.00	✗	3.2
#2	2.50	✗	6.1
#3	4.66	✓	9.5
#4	7.27	✗	6.1
#5	9.51	✗	7.0
#6	11.27	✓	9.7
#7	13.11	✗	3.8
#8	14.84	✗	3.6
#9	16.72	✗	2.6
#10	18.63	✗	6.6
#11	20.66	✓	7.8
#12	22.48	✓	7.5
#13	24.84	✓	9.1



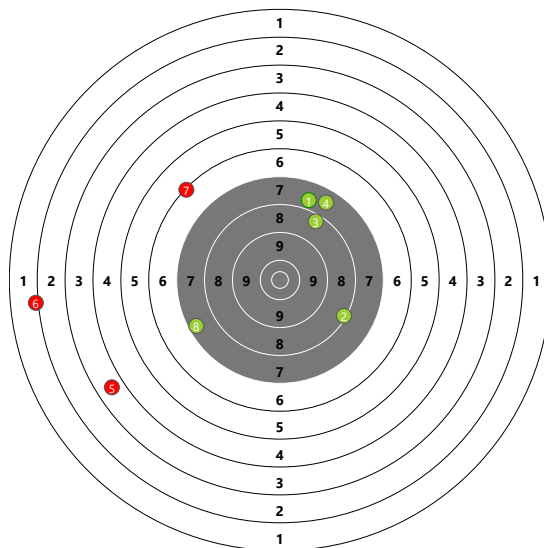
## Shooting Round 3 (Time: 27.57 sec Average: 6.0 )

#1	0.00	✓	9.3
#2	2.05	✗	2.5
#3	4.29	✗	6.0
#4	6.40	✗	3.6
#5	8.50	✓	7.9
#6	10.72	✗	2.8
#7	13.03	✗	5.5
#8	14.67	✓	7.3
#9	16.67	✗	5.8
#10	18.67	✓	7.4
#11	22.91	✗	4.1
#12	25.34	✗	6.6
#13	27.57	✓	9.7



**Shooting Round 4** (Time: 17.86 sec Average: 6.5 )

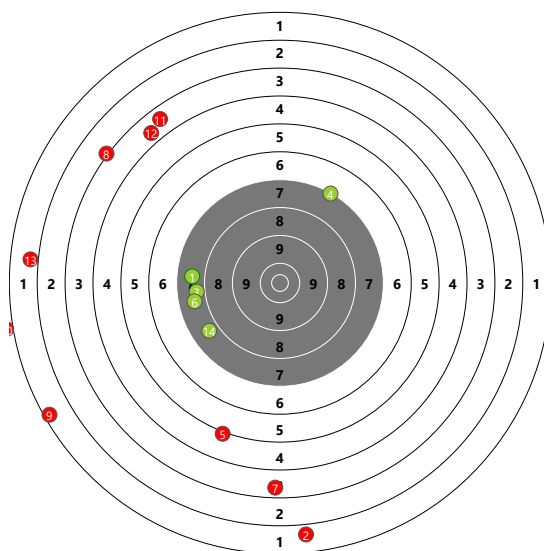
#1	0.00	✓	7.9
#2	4.38	✓	8.3
#3	6.21	✓	8.5
#4	8.33	✓	7.7
#5	10.59	✗	3.8
#6	12.42	✗	2.2
#7	15.53	✗	6.3
#8	17.86	✓	7.5



# Results for KONSTANTINOU Alex. (on Lane 10)

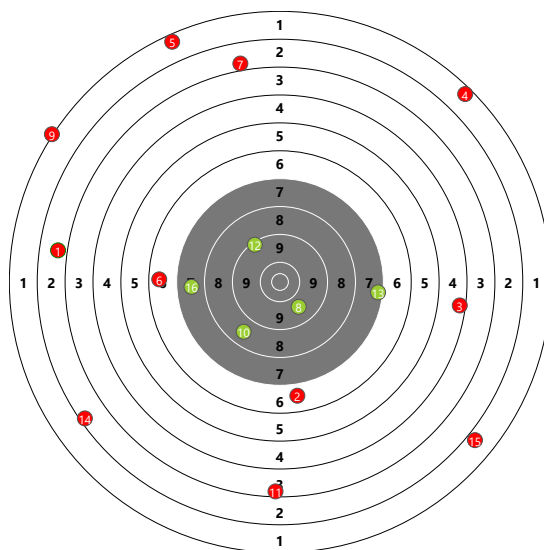
## Shooting Round 1 (Time: 27.51 sec Average: 4.6 )

#1	0.00	✓	7.8	#14	27.51	✓	7.9
#2	2.27	✗	1.9				
#3	4.10	✓	7.9				
#4	5.70	✓	7.3				
#5	9.82	✗	5.2				
#6	11.77	✓	7.8				
#7	13.55	✗	3.6				
#8	15.34	✗	3.2				
#9	17.54	✗	1.4				
#10	19.43	✗	1.0				
#11	21.87	✗	3.7				
#12	23.71	✗	3.9				
#13	25.62	✗	2.0				



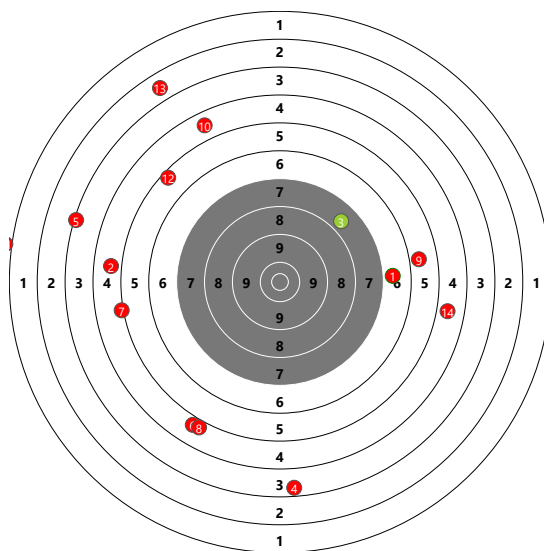
## Shooting Round 2 (Time: 42.70 sec Average: 4.9 )

#1	0.00	✗	2.9	#14	39.09	✗	2.4
#2	6.74	✗	6.8	#15	40.87	✗	1.9
#3	8.58	✗	4.4	#16	42.70	✓	7.8
#4	12.97	✗	1.5				
#5	15.06	✗	1.5				
#6	17.37	✗	6.6				
#7	19.80	✗	3.0				
#8	21.84	✓	9.8				
#9	24.22	✗	1.2				
#10	31.10	✓	8.7				
#11	33.11	✗	3.4				
#12	35.64	✓	9.3				
#13	37.32	✓	7.4				



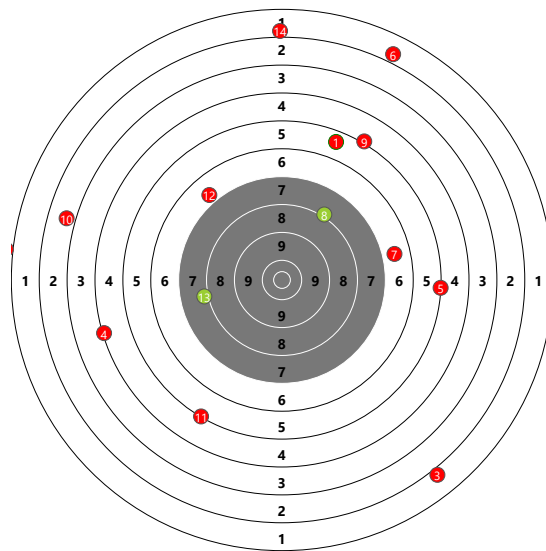
## Shooting Round 3 (Time: 50.00 sec Average: 4.8 )

#1	0.00	✗	6.9	#14	44.51	✗	4.9
#2	1.99	✗	4.9				
#3	16.27	✓	7.9				
#4	18.04	✗	3.6				
#5	20.16	✗	3.3				
#6	22.49	✗	4.9				
#7	24.64	✗	5.2				
#8	26.68	✗	5.0				
#9	28.80	✗	5.9				
#10	30.83	✗	4.7				
#11	33.11	✗	1.0				
#12	35.47	✗	5.5				
#13	41.59	✗	2.8				



**Shooting Round 4** (Time: 50.00 sec Average: 4.7 )

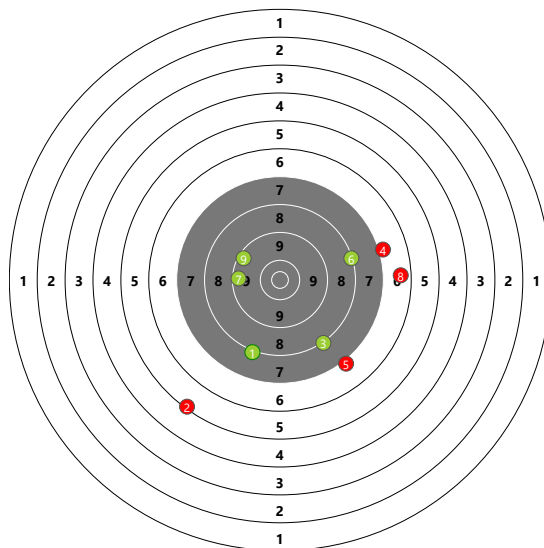
#1	0.00	✘	5.6	#14	44.78	✘	2.0
#2	1.75	✘	1.0				
#3	7.60	✘	2.0				
#4	12.02	✘	4.3				
#5	14.33	✘	5.3				
#6	16.64	✘	1.9				
#7	19.24	✘	6.8				
#8	21.60	✔	8.2				
#9	23.67	✘	5.2				
#10	29.32	✘	2.9				
#11	32.69	✘	5.3				
#12	40.24	✘	6.9				
#13	42.60	✔	8.1				



# Results for L. MANZANAS Ivan (on Lane 11)

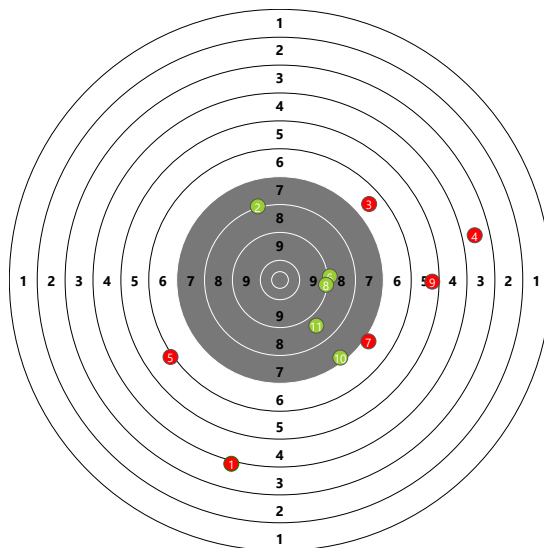
## Shooting Round 1 (Time: 16.17 sec Average: 7.7 )

#1	0.00	✓	8.2
#2	2.39	✗	5.3
#3	4.89	✓	8.2
#4	6.79	✗	7.1
#5	8.48	✗	7.1
#6	10.20	✓	8.3
#7	12.36	✓	9.5
#8	14.28	✗	6.6
#9	16.17	✓	9.4



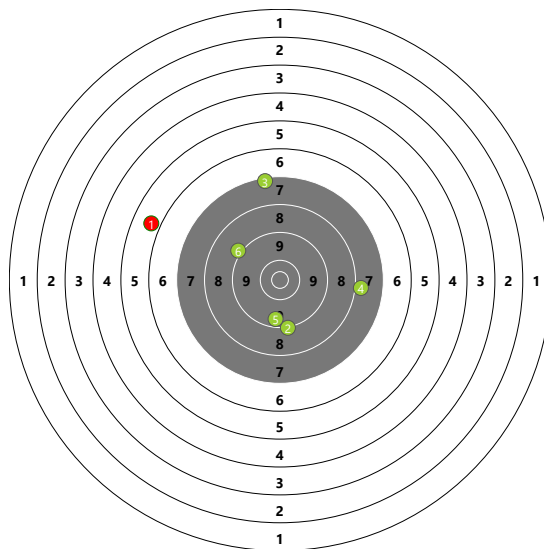
## Shooting Round 2 (Time: 17.18 sec Average: 6.9 )

#1	0.00	✗	4.1
#2	1.65	✓	8.2
#3	3.40	✗	6.7
#4	5.10	✗	3.8
#5	6.89	✗	6.2
#6	8.54	✓	9.2
#7	10.20	✗	7.1
#8	11.93	✓	9.3
#9	13.67	✗	5.5
#10	15.44	✓	7.4
#11	17.18	✓	8.9



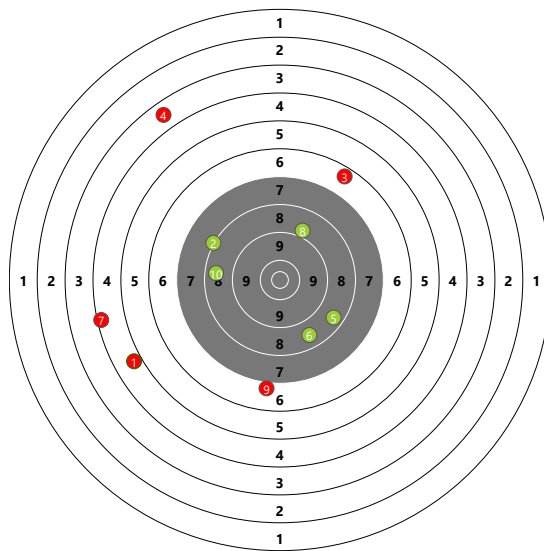
## Shooting Round 3 (Time: 8.62 sec Average: 8.2 )

#1	0.00	✗	5.9
#2	1.69	✓	9.2
#3	3.39	✓	7.4
#4	4.97	✓	8.0
#5	6.69	✓	9.5
#6	8.62	✓	9.1



**Shooting Round 4** (Time: 16.68 sec Average: 7.0 )

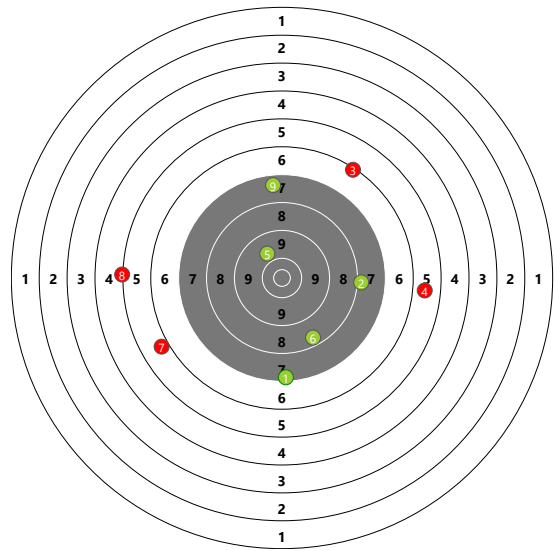
#1	0.00	✘	5.0
#2	1.74	✔	8.2
#3	3.45	✘	6.6
#4	5.18	✘	3.7
#5	7.05	✔	8.6
#6	8.90	✔	8.7
#7	10.58	✘	4.4
#8	12.57	✔	9.0
#9	14.39	✘	7.0
#10	16.68	✔	8.6



# Results for MOURCIA Jean Bap. (on Lane 12)

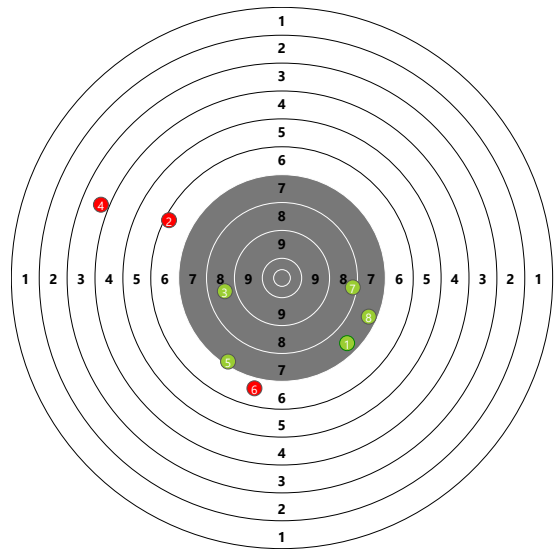
## Shooting Round 1 (Time: 17.08 sec Average: 7.2 )

#1	0.00	✓	7.4
#2	2.05	✓	8.1
#3	3.88	✗	6.3
#4	5.70	✗	5.8
#5	7.68	✓	9.9
#6	9.53	✓	8.5
#7	13.45	✗	6.0
#8	15.25	✗	5.2
#9	17.08	✓	7.6



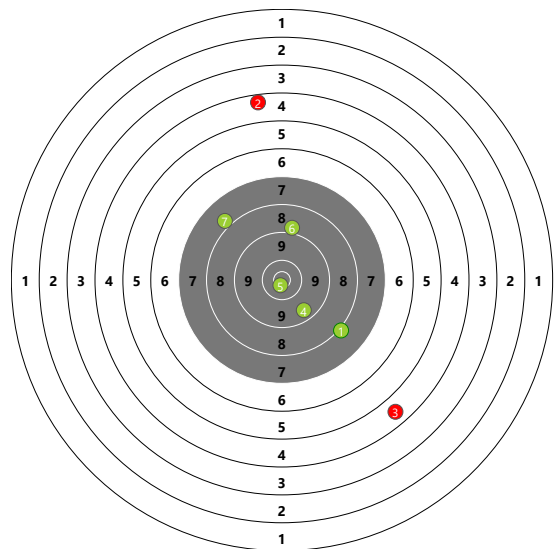
## Shooting Round 2 (Time: 12.53 sec Average: 7.1 )

#1	0.00	✓	7.6
#2	1.80	✗	6.4
#3	3.55	✓	8.8
#4	5.34	✗	3.9
#5	7.12	✓	7.4
#6	8.94	✗	6.9
#7	10.71	✓	8.4
#8	12.53	✓	7.5



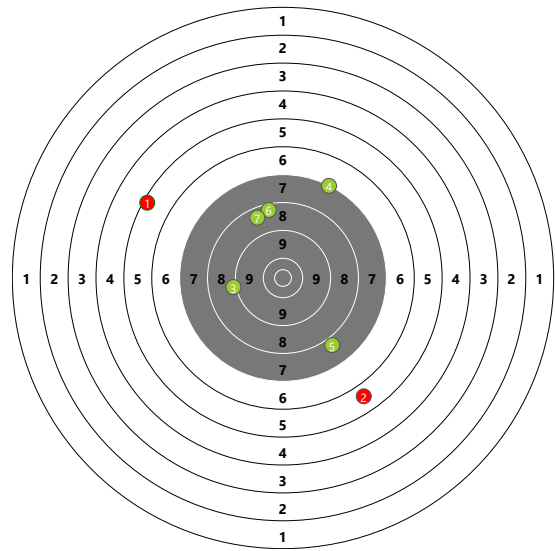
## Shooting Round 3 (Time: 11.32 sec Average: 7.8 )

#1	0.00	✓	8.2
#2	1.92	✗	4.5
#3	3.77	✗	4.7
#4	5.54	✓	9.6
#5	7.58	✓	10.8
#6	9.39	✓	9.0
#7	11.32	✓	8.0



**Shooting Round 4** (Time: 10.73 sec Average: 7.5 )

#1	0.00	✘	5.4
#2	1.75	✘	5.8
#3	3.52	✔	9.1
#4	5.30	✔	7.3
#5	6.99	✔	8.0
#6	8.80	✔	8.5
#7	10.73	✔	8.6

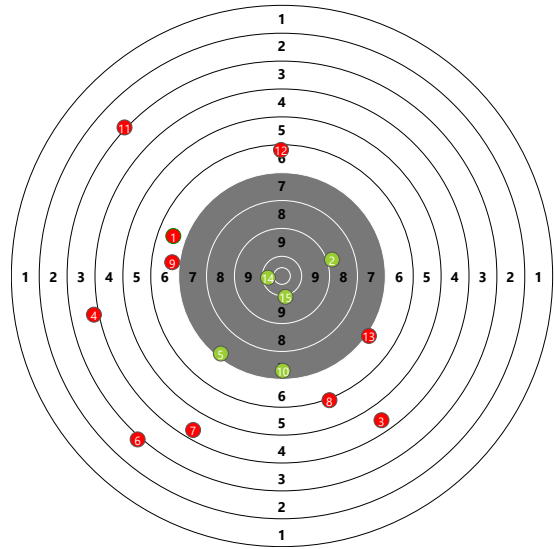




# Results for PAPANIMITRIUO Niko. (on Lane 13)

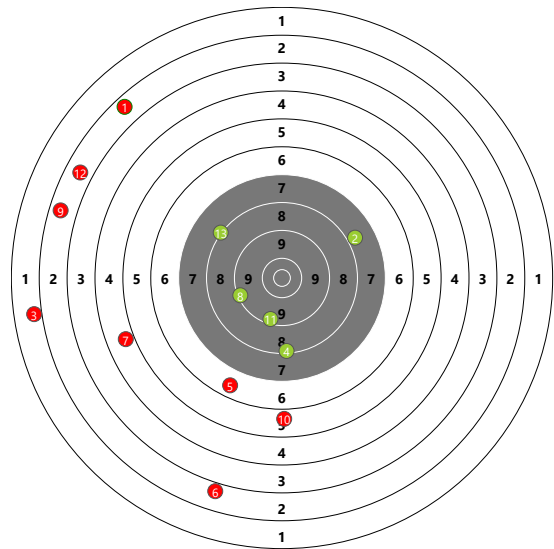
## Shooting Round 1 (Time: 29.36 sec Average: 6.5 )

#1	0.00	✗	6.8	#14	27.48	✓	10.4
#2	1.99	✓	9.1	#15	29.36	✓	10.2
#3	3.83	✗	4.7				
#4	5.87	✗	4.1				
#5	7.66	✓	7.4				
#6	9.35	✗	3.1				
#7	11.21	✗	4.6				
#8	13.10	✗	6.2				
#9	15.01	✗	7.0				
#10	18.79	✓	7.6				
#11	20.81	✗	3.2				
#12	22.71	✗	6.4				
#13	25.59	✗	7.2				



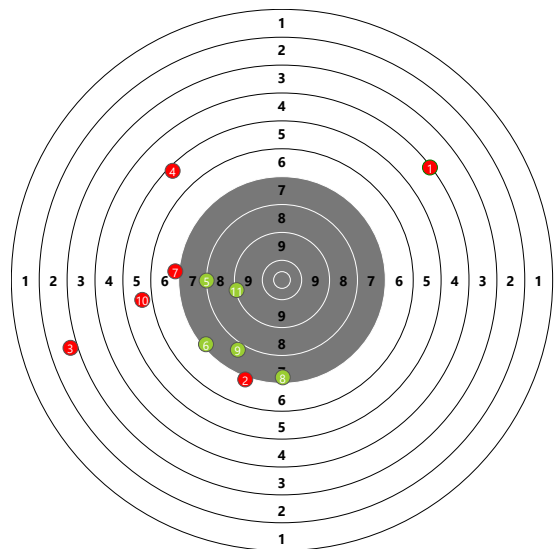
## Shooting Round 2 (Time: 26.59 sec Average: 5.7 )

#1	0.00	✗	2.6
#2	1.86	✓	8.0
#3	3.96	✗	2.0
#4	5.74	✓	8.3
#5	7.68	✗	6.7
#6	11.59	✗	2.9
#7	13.37	✗	4.9
#8	15.23	✓	9.3
#9	17.01	✗	2.6
#10	20.64	✗	5.9
#11	22.76	✓	9.4
#12	24.72	✗	2.8
#13	26.59	✓	8.2



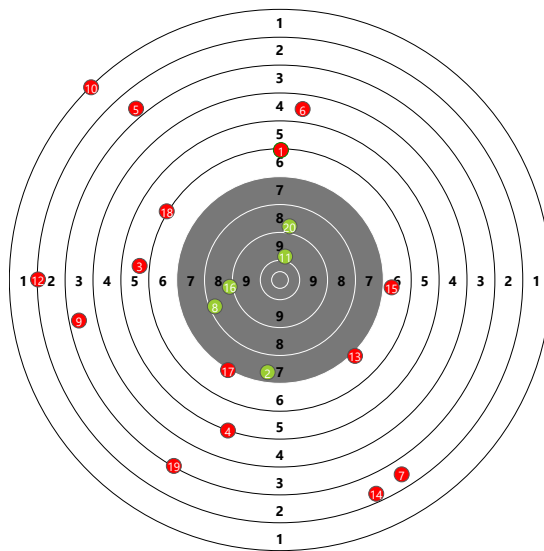
## Shooting Round 3 (Time: 21.62 sec Average: 6.7 )

#1	0.00	✗	4.3
#2	4.16	✗	7.1
#3	6.11	✗	3.0
#4	8.16	✗	5.4
#5	10.39	✓	8.2
#6	12.29	✓	7.4
#7	14.21	✗	7.1
#8	16.30	✓	7.5
#9	18.11	✓	8.0
#10	19.70	✗	5.9
#11	21.62	✓	9.3



**Shooting Round 4** (Time: 41.49 sec Average: 5.6 )

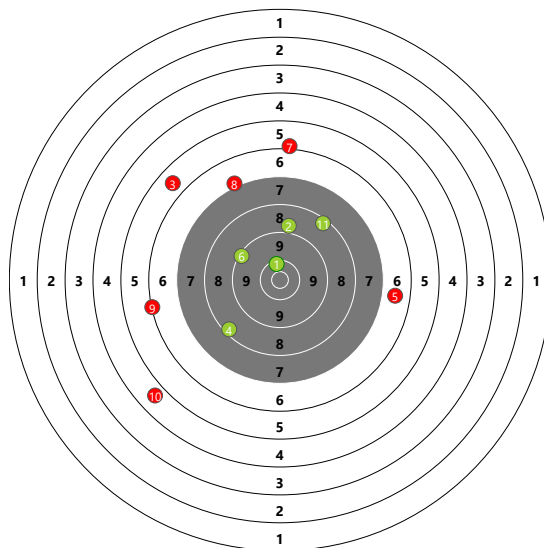
#1	0.00	✗	6.3	#14	28.15	✗	2.5
#2	1.80	✓	7.6	#15	31.81	✗	6.9
#3	3.74	✗	5.9	#16	33.76	✓	9.1
#4	5.57	✗	5.2	#17	35.61	✗	7.2
#5	7.53	✗	2.9	#18	37.44	✗	6.2
#6	9.43	✗	4.8	#19	39.54	✗	3.3
#7	13.62	✗	2.7	#20	41.49	✓	9.0
#8	15.64	✓	8.4				
#9	17.51	✗	3.6				
#10	19.43	✗	1.3				
#11	21.24	✓	10.1				
#12	23.22	✗	2.3				
#13	24.99	✗	7.1				



# Results for SECHIDIS Filippos (on Lane 14)

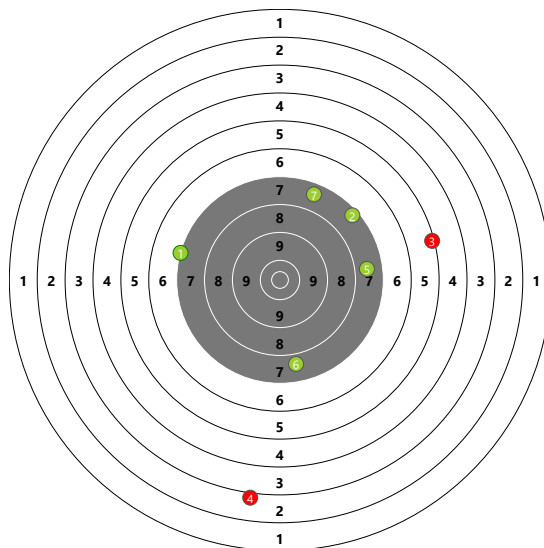
## Shooting Round 1 (Time: 19.23 sec Average: 7.5 )

#1	0.00	✓	10.4
#2	1.74	✓	9.0
#3	3.35	✗	5.8
#4	5.13	✓	8.4
#5	6.82	✗	6.8
#6	8.65	✓	9.3
#7	10.36	✗	6.1
#8	12.93	✗	7.1
#9	15.08	✗	6.3
#10	17.22	✗	4.8
#11	19.23	✓	8.4



## Shooting Round 2 (Time: 11.06 sec Average: 6.6 )

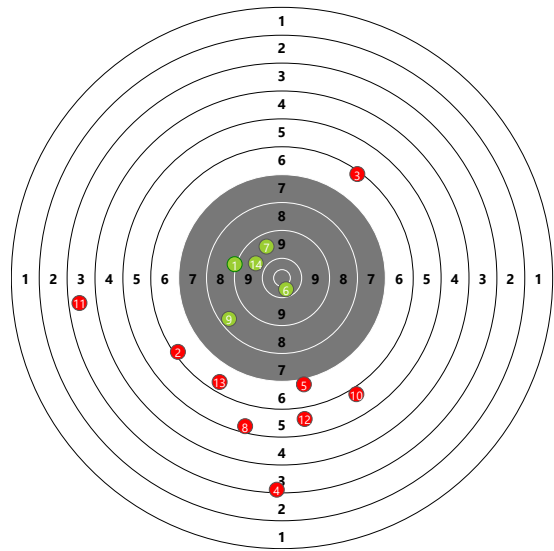
#1	0.00	✓	7.3
#2	1.73	✓	7.5
#3	3.98	✗	5.3
#4	5.69	✗	3.1
#5	7.43	✓	7.8
#6	9.22	✓	7.9
#7	11.06	✓	7.6



# Results for TALEIGO Duarte (on Lane 15)

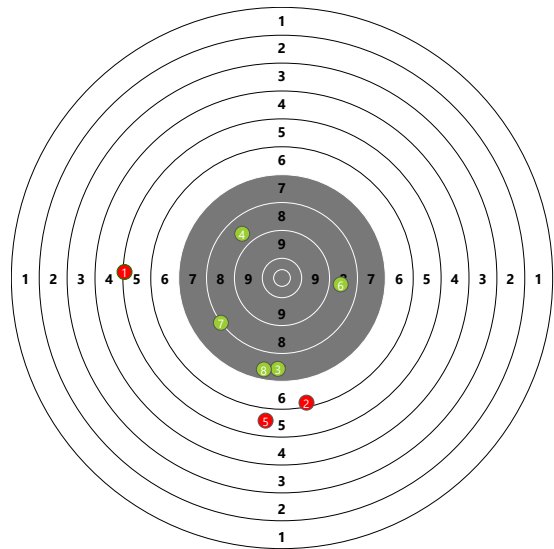
## Shooting Round 1 (Time: 18.35 sec Average: 7.0 )

#1	0.00	✓	9.2	#14	18.35	✓	9.9
#2	1.47	✗	6.4				
#3	2.87	✗	6.3				
#4	4.21	✗	3.4				
#5	5.67	✗	7.1				
#6	7.12	✓	10.5				
#7	8.40	✓	9.7				
#8	9.80	✗	5.5				
#9	11.13	✓	8.5				
#10	12.45	✗	6.0				
#11	13.93	✗	3.6				
#12	15.37	✗	5.8				
#13	16.77	✗	6.6				



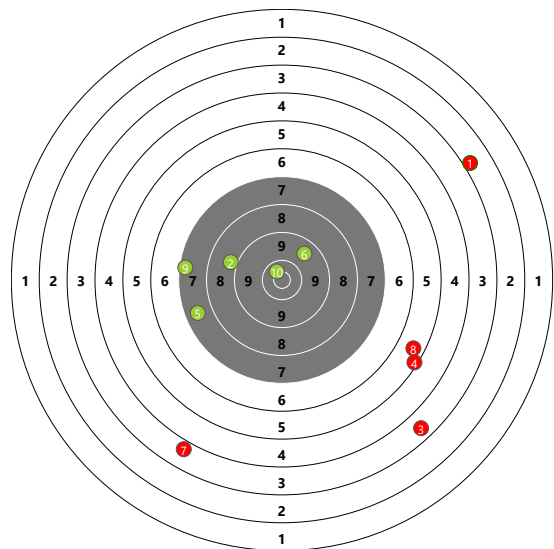
## Shooting Round 2 (Time: 10.25 sec Average: 7.3 )

#1	0.00	✗	5.3
#2	1.49	✗	6.4
#3	3.01	✓	7.7
#4	4.60	✓	8.8
#5	6.09	✗	5.8
#6	7.45	✓	8.8
#7	8.86	✓	8.2
#8	10.25	✓	7.6



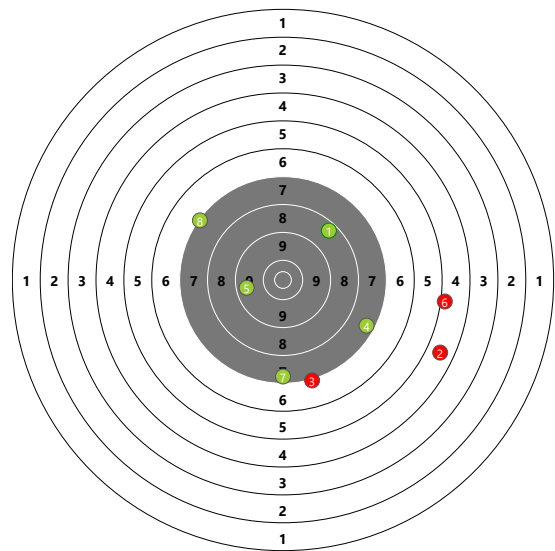
## Shooting Round 3 (Time: 14.29 sec Average: 6.6 )

#1	0.00	✗	3.0
#2	1.61	✓	9.0
#3	3.02	✗	3.7
#4	4.54	✗	5.4
#5	7.53	✓	7.7
#6	8.89	✓	9.7
#7	10.13	✗	3.9
#8	11.49	✗	5.6
#9	12.89	✓	7.5
#10	14.29	✓	10.6



**Shooting Round 4** (Time: 9.76 sec Average: 7.2 )

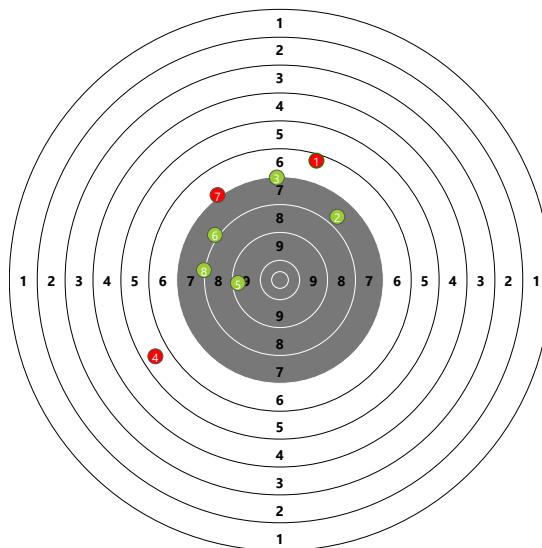
#1	0.00	✓	8.5
#2	1.44	✗	4.7
#3	2.83	✗	7.2
#4	4.22	✓	7.5
#5	5.63	✓	9.6
#6	7.02	✗	5.1
#7	8.39	✓	7.5
#8	9.76	✓	7.3



# Results for TROMBONI Emanuele (on Lane 16)

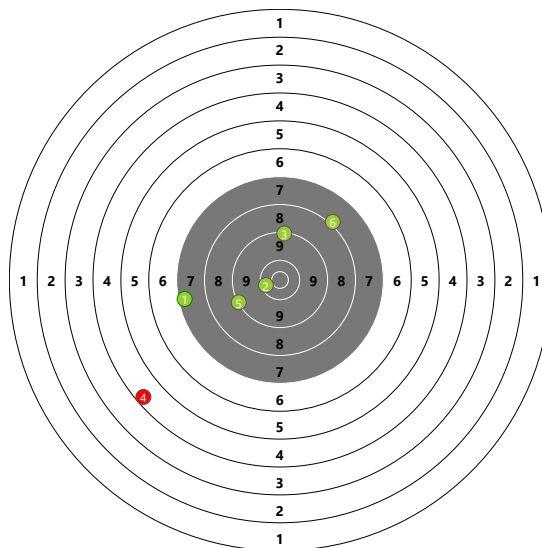
## Shooting Round 1 (Time: 13.53 sec Average: 7.5 )

#1	0.00	✗	6.5
#2	2.20	✓	7.9
#3	4.12	✓	7.3
#4	5.94	✗	5.7
#5	7.91	✓	9.4
#6	9.63	✓	8.1
#7	11.40	✗	7.2
#8	13.53	✓	8.2



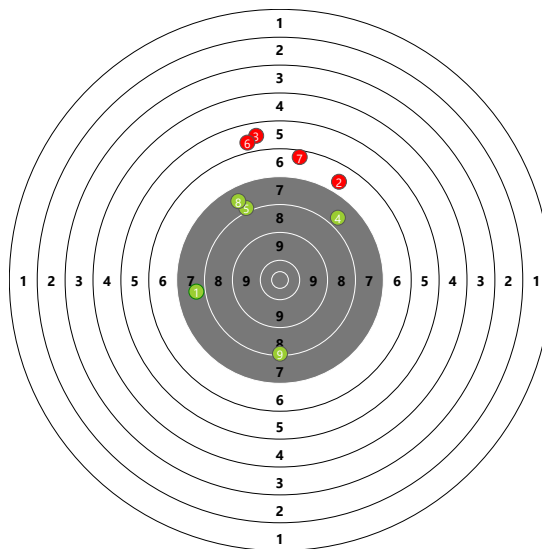
## Shooting Round 2 (Time: 8.82 sec Average: 8.2 )

#1	0.00	✓	7.5
#2	1.82	✓	10.4
#3	3.54	✓	9.3
#4	5.22	✗	4.5
#5	7.01	✓	9.3
#6	8.82	✓	8.1



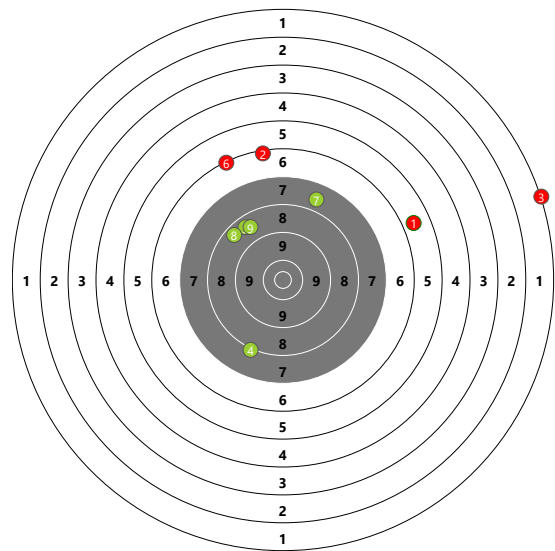
## Shooting Round 3 (Time: 15.08 sec Average: 7.2 )

#1	0.00	✓	7.9
#2	1.91	✗	6.8
#3	3.87	✗	5.7
#4	5.80	✓	7.9
#5	7.79	✓	8.1
#6	9.71	✗	5.9
#7	11.48	✗	6.5
#8	13.34	✓	7.7
#9	15.08	✓	8.3



**Shooting Round 4** (Time: 14.51 sec Average: 6.8 )

#1	0.00	✘	5.8
#2	1.90	✘	6.4
#3	3.86	✘	1.2
#4	5.79	✔	8.2
#5	7.49	✔	8.6
#6	9.17	✘	6.3
#7	11.03	✔	7.8
#8	12.80	✔	8.6
#9	14.51	✔	8.7



## Used equipment during competition

At this competition the SmartPLT laser target was used.  
ShotLight Lamps were used in order to instantly display the hits and misses for all athletes.

All results have been collected using ONE single Laptop computer using  
the SmartPLT LIVE (COMPETITION Edition) software via a standard Ethernet network.

This report was also generated using the SmartPLT LIVE software - with just one click after the competition.

With the SmartPLT Laser Target you have much more possibilities as shown on this event.

Please visit [www.SmartPLT.com](http://www.SmartPLT.com) for further informations.


The SmartPLT Laser Target



The ShotLight Lamp



The SmartPLT LIVE software



The SmartPLT Laser Target is a brand new target system with a performance never seen before.  
Please feel free to contact us if you have any questions relating to the used equipment.

email: [info@SmartPLT.com](mailto:info@SmartPLT.com)  
www: <http://www.SmartPLT.com>

All the used equipment was developed and produced by ALS - Smart Laser Shooting



## Medallists

MEDAL	TEAM SURNAME & NAME	DATE OF BIRTH	NOC
-------	------------------------	---------------	-----

### Mixed Relay

GOLD	<b>FRANCE 2</b> FERNANDEZ Lea FLEUROT Ugo	09/05/2000 29/06/2001	<b>FRA</b>
SILVER	<b>ITALY 1</b> RINAUDO Alice TROMBONI Emanuele	18/04/2000 01/11/2001	<b>ITA</b>
BRONZE	<b>EGYPT 2</b> RAMADAN Habiba AMER Youssef	30/05/2005 13/01/2005	<b>EGY</b>

### Entry List

TEAM BIB SURNAME & NAME BORN

10/09/2023 - 10:30

### Mixed Relay

EGY - EGYPT 1	11	ELGINDY Ganah	F	04/12/2007
	12	ABOUAMER Moustafa	M	26/01/2004
EGY - EGYPT 2	71	RAMADAN Habiba	F	30/05/2005
	72	AMER Youssef	M	13/01/2005
EGY - EGYPT 3	101	EBIED Sara	F	16/12/2007
	102	ALLAM Marwan	M	16/01/2006
ESP - SPAIN	21	VILA VEIGA Mercedes	F	02/12/2004
	22	LIBERAL MANZANAS Ivan	M	27/12/2004
FRA - FRANCE 1	31	REBOISSON Clemence	F	02/11/2000
	32	MOURCIA Jean Baptiste	M	30/09/1999
FRA - FRANCE 2	81	FERNANDEZ Lea	F	09/05/2000
	82	FLEUROT Ugo	M	29/06/2001
FRA - FRANCE 3	111	NAOUR Aziliz	F	30/11/2004
	112	CHATELLIER Cedric	M	06/03/2003
GRE - GREECE	41	NASKARI Ariadni	F	01/09/2005
	42	PAPADIMITRIOU Nikolas	M	23/05/2005
ITA - ITALY 1	51	RINAUDO Alice	F	18/04/2000
	52	TROMBONI Emanuele	M	01/11/2001
ITA - ITALY 2	91	LOPEZ Maria Lea	F	04/08/2000
	92	COLASANTI Daniele	M	21/07/1996
POR - PORTUGAL	61	CUNHA Luisa	F	24/10/2006
	62	TALEIGO Duarte	M	10/09/2003

### Start List

TEAM	BIB	SURNAME & NAME	BORN	START TIME	TIME	RANK
<b>Mixed Relay Final</b>						
10/09/2023 - 10:30						
<b>EGY - EGYPT 1</b>						
	1 A	ELGINDY Ganah	F	04/12/2007		
	1 B	ABOUAMER Moustafa	M	26/01/2004		
<b>ESP - SPAIN</b>						
	2 A	VILA VEIGA Mercedes	F	02/12/2004		
	2 B	LIBERAL MANZANAS Ivan	M	27/12/2004		
<b>FRA - FRANCE 1</b>						
	3 A	REBOISSON Clemence	F	02/11/2000		
	3 B	MOURCIA Jean Baptiste	M	30/09/1999		
<b>GRE - GREECE</b>						
	4 A	NASKARI Ariadni	F	01/09/2005		
	4 B	PAPADIMITRIOU Nikolas	M	23/05/2005		
<b>ITA - ITALY 1</b>						
	5 A	RINAUDO Alice	F	18/04/2000		
	5 B	TROMBONI Emanuele	M	01/11/2001		
<b>POR - PORTUGAL</b>						
	6 A	CUNHA Luisa	F	24/10/2006		
	6 B	TALEIGO Duarte	M	10/09/2003		
<b>EGY - EGYPT 2</b>						
	7 A	RAMADAN Habiba	F	30/05/2005		
	7 B	AMER Youssef	M	13/01/2005		
<b>FRA - FRANCE 2</b>						
	8 A	FERNANDEZ Lea	F	09/05/2000		
	8 B	FLEUROT Ugo	M	29/06/2001		
<b>ITA - ITALY 2</b>						
	9 A	LOPEZ Maria Lea	F	04/08/2000		
	9 B	COLASANTI Daniele	M	21/07/1996		
<b>EGY - EGYPT 3</b>						
	10 A	EBIED Sara	F	16/12/2007		
	10 B	ALLAM Marwan	M	16/01/2006		
<b>FRA - FRANCE 3</b>						
	11 A	NAOUR Aziliz	F	30/11/2004		
	11 B	CHATELLIER Cedric	M	06/03/2003		

# Mediterranean Beach Games 2023

## Triathlon



### Results

RANK	BIB	SURNAME & NAME	NOC	BORN	Shoot	Swim 1	Shoot	Swim 2	Shoot	Swim 3	Shoot	Swim 4	FINISH	GAP	POINT
<b>Mixed Relay Final</b>															
<b>10/09/2023 - 10:30</b>															
1	80	<b>FRANCE 2</b>	FRA		2:47.2 (5)	4:26.7 (1) 1:39.5	6:44.9 (2) 2:18.2	8:22.7 (1) 1:37.8	12:39.2 (1) 4:16.5	14:13.7 (1) 1:34.5	16:23.5 (1) 2:09.8	17:59.4 (2) 1:35.9	19:25.0 (1)		
2	30	<b>FRANCE 1</b>	FRA		2:38.1 (1)	4:27.2 (2) 1:49.1	6:42.2 (1) 2:15.0	8:31.6 (2) 1:49.4	12:44.4 (2) 4:12.8	14:15.1 (2) 1:30.7	16:28.3 (2) 2:13.2	17:58.1 (1) 1:29.8	19:27.7 (2)	2.7	
3	110	<b>FRANCE 3</b>	FRA		2:54.0 (9)	4:37.9 (5) 1:43.9	6:57.9 (3) 2:20.0	8:42.5 (4) 1:44.6	13:02.4 (4) 4:19.9	14:32.6 (3) 1:30.2	16:36.7 (3) 2:04.1	18:07.8 (3) 1:31.1	19:42.5 (3)	17.5	
4	50	<b>ITALY 1</b>	ITA		2:51.2 (8)	4:33.1 (4) 1:41.9	6:58.4 (4) 2:25.3	8:41.4 (3) 1:43.0	12:59.6 (3) 4:18.2	14:33.9 (4) 1:34.3	16:38.2 (4) 2:04.3	18:16.1 (4) 1:37.9	19:53.0 (4)	28.0	
5	70	<b>EGYPT 2</b>	EGY		2:44.0 (3)	4:31.0 (3) 1:47.0	7:05.7 (5) 2:34.7	9:01.4 (5) 1:55.7	13:25.2 (5) 4:23.8	14:51.8 (5) 1:26.6	17:15.1 (5) 2:23.3	18:48.1 (5) 1:33.0	20:17.6 (5)	52.6	
6	10	<b>EGYPT 1</b>	EGY		2:42.7 (2)	4:42.2 (8) 1:59.5	7:15.6 (7) 2:33.4	9:13.4 (7) 1:57.8	13:32.5 (6) 4:19.1	15:09.7 (6) 1:37.2	17:28.2 (7) 2:18.5	19:00.0 (6) 1:31.8	20:29.8 (6)	1:04.8	
7	20	<b>SPAIN</b>	ESP		2:47.9 (6)	4:40.5 (7) 1:52.6	7:10.3 (6) 2:29.8	9:12.2 (6) 2:01.9	13:42.2 (8) 4:30.0	15:17.6 (7) 1:35.4	17:22.3 (6) 2:04.7	19:05.9 (7) 1:43.6	20:48.7 (7)	1:23.7	
8	60	<b>PORTUGAL</b>	POR		2:45.1 (4)	4:47.2 (9) 2:02.1	7:25.9 (9) 2:38.7	9:39.6 (10) 2:13.7	14:15.2 (9) 4:35.6	15:41.1 (9) 1:25.9	17:58.8 (9) 2:17.7	19:27.5 (8) 1:28.7	21:04.1 (8)	1:39.1	
9	40	<b>GREECE</b>	GRE		3:17.0 (10)	5:08.3 (10) 1:51.3	7:33.9 (10) 2:25.6	9:29.0 (9) 1:55.1	14:21.2 (10) 4:52.2	15:46.1 (10) 1:24.9	18:00.0 (10) 2:13.9	19:32.0 (10) 1:32.0	21:06.6 (9)	1:41.6	
10	100	<b>EGYPT 3</b>	EGY		2:49.3 (7)	4:40.2 (6) 1:50.9	7:16.3 (8) 2:36.1	9:16.1 (8) 1:59.8	13:35.5 (7) 4:19.4	15:20.8 (8) 1:45.3	17:32.6 (8) 2:11.8	19:31.6 (9) 1:59.0	21:22.7 (10)	1:57.7	
<b>NOT CLASSIFIED</b>															
90		<b>ITALY 2</b>	ITA												<b>DNS</b>



**Result of  
2023 Beach Games Heraklion23 Greece**

**for  
Mixed Relay**

All shooting results were captured using the brand new SmartPLT precision laser target by ALS - Smart Laser Shooting. This recently released new and inventive laser precision target captures UIPM 2015 coded laser shots and is homologated by the UIPM for all competition types. The target has a performance like never seen before. Convince yourself!

For further information please refer to the last page of this document,  
visit <http://www.SmartPLT.com> or contact [info@SmartPLT.com](mailto:info@SmartPLT.com)

[--- www.SmartPLT.com ---](http://www.SmartPLT.com)

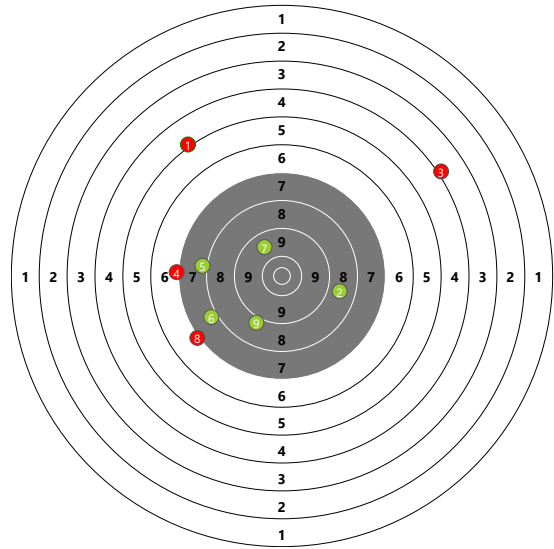
ALS - Smart Laser Shooting is a brand of SF Software Solutions.  
We developed, produce and distribute the SmartPLT Precision Laser Target and other shooting equipment for modern pentathlon and other shooting sports.



# Results for ELGINDY, ABOUAMER (on Lane 1)

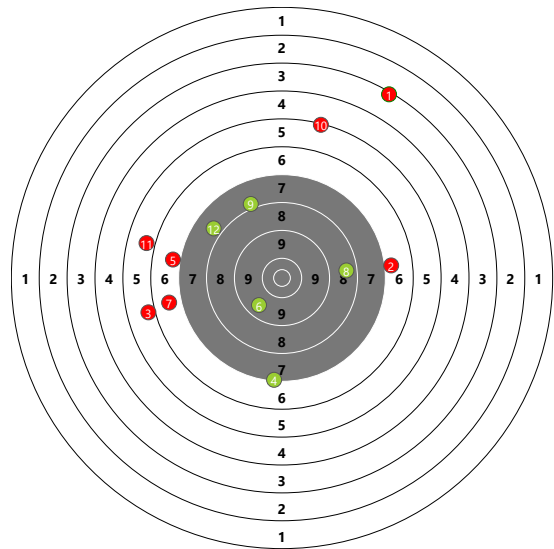
## Shooting Round 1 (Time: 14.52 sec Average: 7.5 )

#1	0.00	✗	5.2
#2	3.32	✓	8.8
#3	4.86	✗	4.1
#4	6.41	✗	7.2
#5	7.96	✓	8.1
#6	9.69	✓	8.0
#7	11.34	✓	9.7
#8	12.92	✗	7.2
#9	14.52	✓	9.0



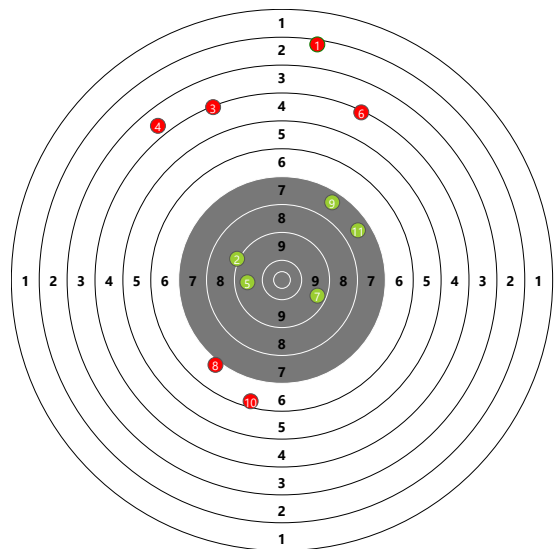
## Shooting Round 2 (Time: 18.15 sec Average: 6.9 )

#1	0.00	✗	3.3
#2	1.56	✗	7.0
#3	3.13	✗	6.0
#4	4.66	✓	7.3
#5	6.26	✗	7.0
#6	7.96	✓	9.7
#7	9.58	✗	6.8
#8	11.33	✓	8.6
#9	12.91	✓	8.1
#10	14.52	✗	5.3
#11	16.14	✗	5.9
#12	18.15	✓	7.9



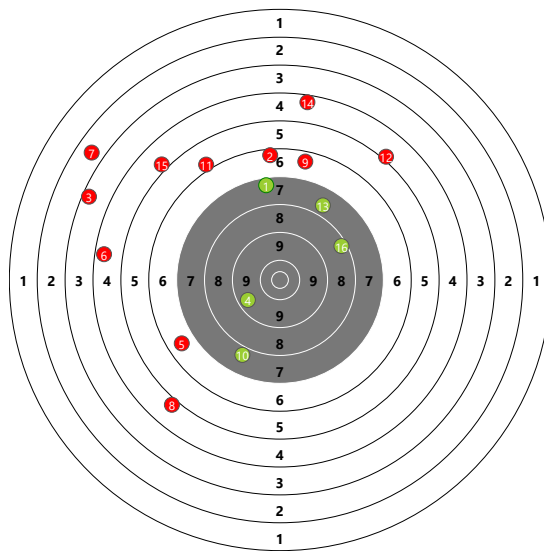
## Shooting Round 3 (Time: 21.46 sec Average: 6.6 )

#1	0.00	✗	2.4
#2	1.92	✓	9.2
#3	3.76	✗	4.3
#4	5.61	✗	3.9
#5	8.00	✓	9.7
#6	10.22	✗	4.3
#7	12.85	✓	9.6
#8	14.95	✗	7.1
#9	16.88	✓	7.6
#10	18.65	✗	6.5
#11	21.46	✓	7.7



**Shooting Round 4** (Time: 30.61 sec Average: 6.1 )

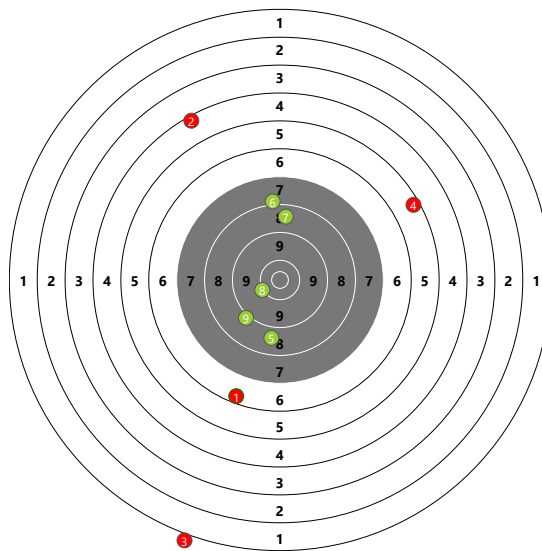
#1	0.00	✓	7.5	#14	26.77	✗	4.5
#2	2.03	✗	6.5	#15	28.65	✗	5.0
#3	3.87	✗	3.5	#16	30.61	✓	8.4
#4	6.44	✓	9.6				
#5	8.35	✗	6.8				
#6	10.03	✗	4.6				
#7	12.10	✗	2.8				
#8	13.91	✗	5.0				
#9	16.08	✗	6.6				
#10	18.11	✓	7.9				
#11	20.13	✗	6.0				
#12	22.22	✗	5.1				
#13	24.82	✓	7.9				



# Results for VILA, LIBERAL (on Lane 2)

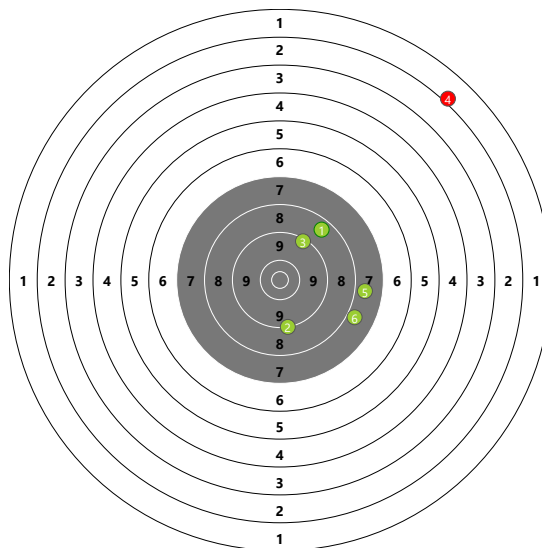
## Shooting Round 1 (Time: 19.94 sec Average: 6.9 )

#1	0.00	✗	6.5
#2	2.61	✗	4.4
#3	6.18	✗	1.0
#4	8.60	✗	5.5
#5	11.27	✓	8.8
#6	13.48	✓	8.1
#7	15.70	✓	8.7
#8	17.64	✓	10.2
#9	19.94	✓	9.1



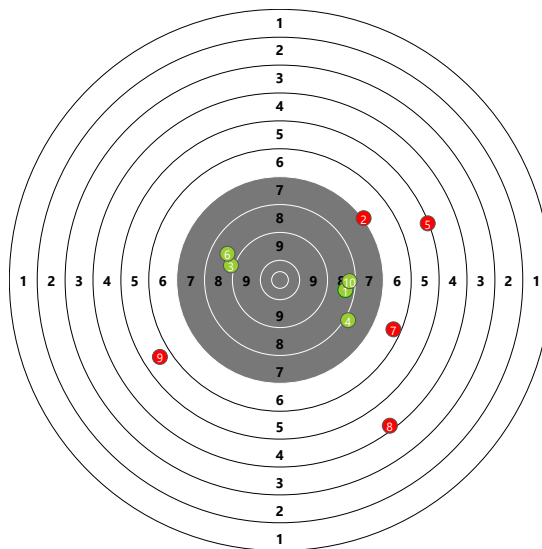
## Shooting Round 2 (Time: 11.92 sec Average: 7.5 )

#1	0.00	✓	8.6
#2	2.45	✓	9.2
#3	5.03	✓	9.3
#4	7.22	✗	2.1
#5	9.55	✓	7.9
#6	11.92	✓	8.0



## Shooting Round 3 (Time: 19.30 sec Average: 7.2 )

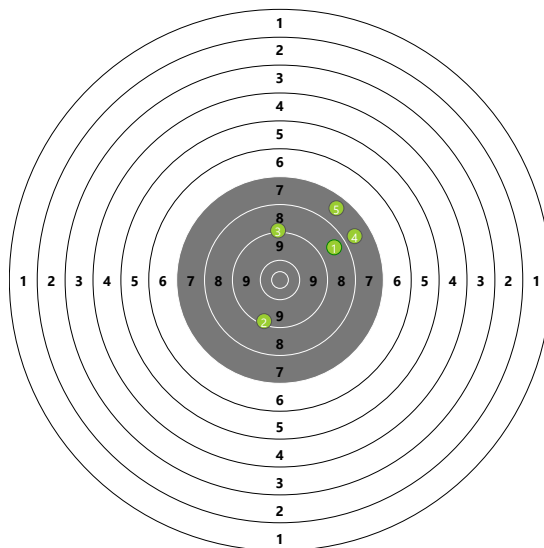
#1	0.00	✓	8.6
#2	2.17	✗	7.2
#3	4.10	✓	9.1
#4	6.02	✓	8.1
#5	7.75	✗	5.3
#6	9.56	✓	8.8
#7	11.27	✗	6.5
#8	14.53	✗	4.4
#9	16.87	✗	5.8
#10	19.30	✓	8.5





**Shooting Round 4** (Time: 7.64 sec Average: 8.6 )

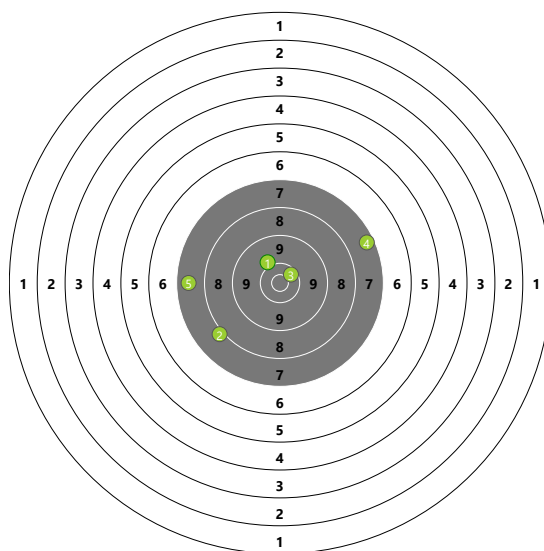
#1	0.00	✓	8.7
#2	2.15	✓	9.4
#3	3.92	✓	9.2
#4	5.80	✓	7.8
#5	7.64	✓	7.7



# Results for REBOISSON, MOURCIA (on Lane 3)

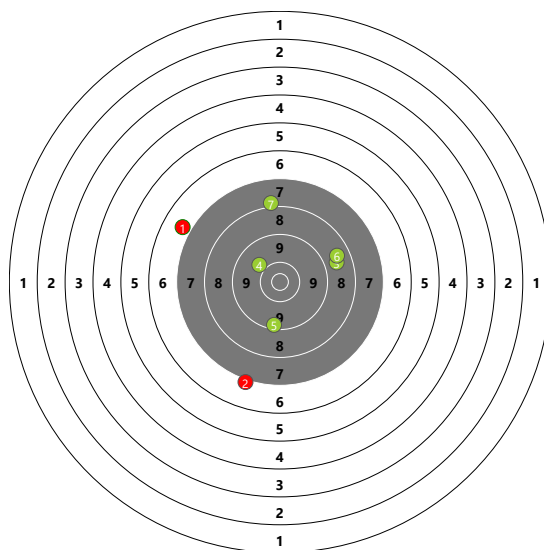
## Shooting Round 1 (Time: 8.34 sec Average: 8.8 )

#1	0.00	✓	10.1
#2	2.00	✓	8.1
#3	4.00	✓	10.5
#4	6.38	✓	7.5
#5	8.34	✓	7.7



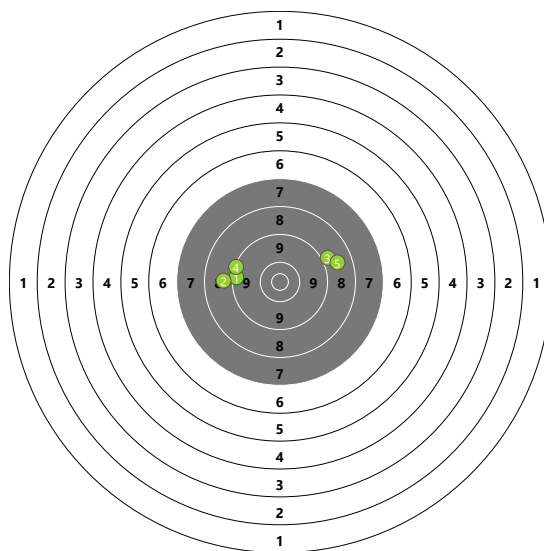
## Shooting Round 2 (Time: 11.37 sec Average: 8.4 )

#1	0.00	✗	6.9
#2	2.04	✗	7.2
#3	4.01	✓	8.8
#4	5.98	✓	10.0
#5	7.88	✓	9.4
#6	9.62	✓	8.7
#7	11.37	✓	8.1



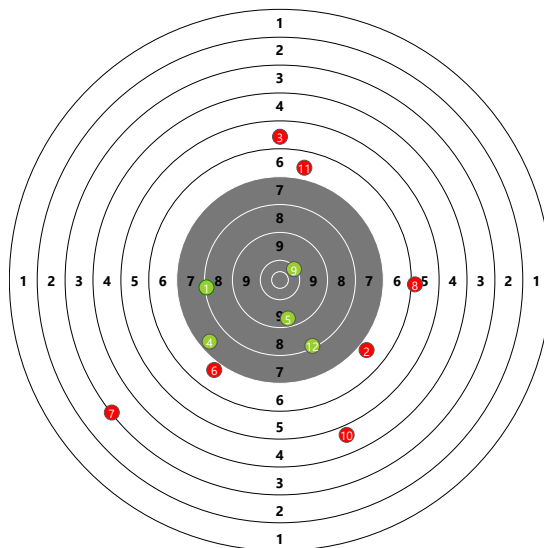
## Shooting Round 3 (Time: 9.42 sec Average: 9.1 )

#1	0.00	✓	9.4
#2	3.86	✓	8.9
#3	5.82	✓	9.0
#4	7.51	✓	9.3
#5	9.42	✓	8.8



**Shooting Round 4** (Time: 19.80 sec Average: 7.1 )

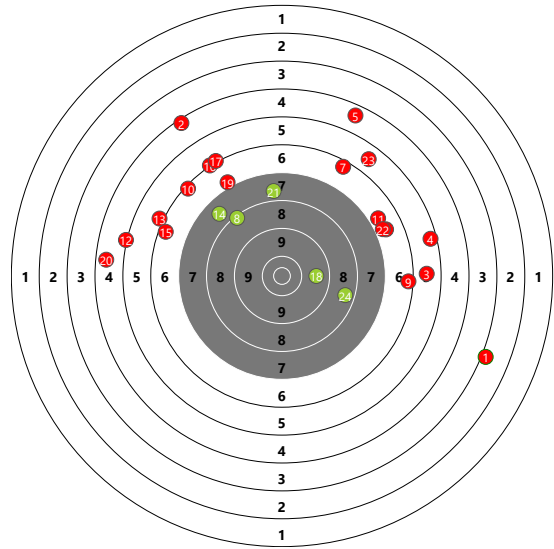
#1	0.00	✓	8.3
#2	1.75	✗	7.0
#3	3.52	✗	5.8
#4	5.17	✓	7.6
#5	7.09	✓	9.5
#6	8.78	✗	7.0
#7	11.16	✗	3.3
#8	12.83	✗	6.1
#9	14.53	✓	10.3
#10	16.25	✗	4.9
#11	18.08	✗	6.8
#12	19.80	✓	8.3



# Results for NASKARI, PAPADIMITRIOU (on Lane 4)

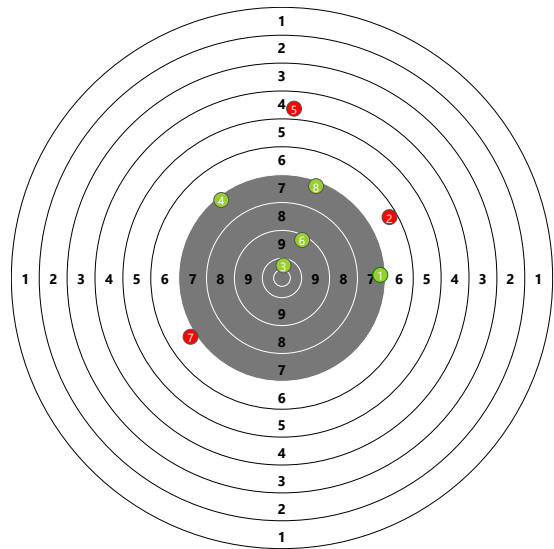
## Shooting Round 1 (Time: 44.66 sec Average: 6.4 )

#1	0.00	✗	3.1	#14	23.86	✓	7.8
#2	1.66	✗	4.4	#15	25.53	✗	6.5
#3	3.35	✗	5.8	#16	27.75	✗	6.2
#4	5.23	✗	5.5	#17	30.28	✗	6.2
#5	6.97	✗	4.6	#18	32.66	✓	9.7
#6	8.87	✗	6.9	#19	34.52	✗	7.1
#7	10.68	✗	6.5	#20	36.76	✗	4.6
#8	12.60	✓	8.3	#21	38.47	✓	7.9
#9	14.44	✗	6.4	#22	40.12	✗	7.0
#10	16.26	✗	6.3	#23	42.06	✗	5.7
#11	17.92	✗	6.9	#24	44.66	✓	8.6
#12	20.00	✗	5.2				
#13	22.09	✗	6.1				



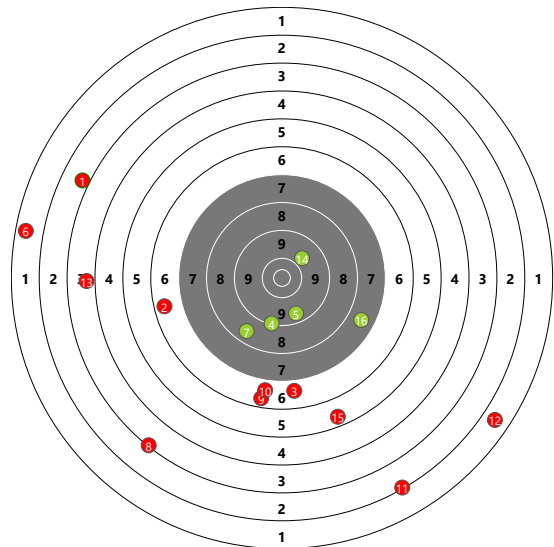
## Shooting Round 2 (Time: 11.59 sec Average: 7.6 )

#1	0.00	✓	7.4
#2	1.52	✗	6.5
#3	3.34	✓	10.5
#4	4.98	✓	7.4
#5	6.58	✗	4.9
#6	8.15	✓	9.4
#7	9.73	✗	7.1
#8	11.59	✓	7.4



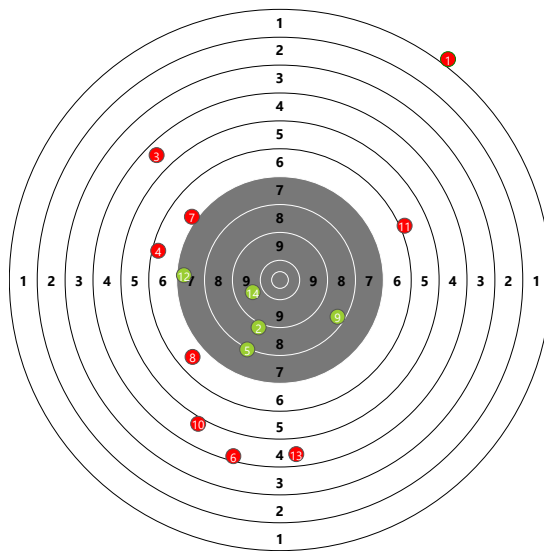
## Shooting Round 3 (Time: 36.06 sec Average: 5.9 )

#1	0.00	✗	3.0	#14	29.19	✓	9.9
#2	2.18	✗	6.6	#15	33.61	✗	5.6
#3	4.20	✗	6.9	#16	36.06	✓	7.7
#4	6.56	✓	9.3				
#5	8.67	✓	9.6				
#6	10.78	✗	1.6				
#7	12.77	✓	8.7				
#8	14.72	✗	3.3				
#9	16.85	✗	6.6				
#10	18.90	✗	6.9				
#11	22.82	✗	2.3				
#12	25.22	✗	1.8				
#13	27.21	✗	3.9				



**Shooting Round 4** (Time: 25.02 sec Average: 6.4 )

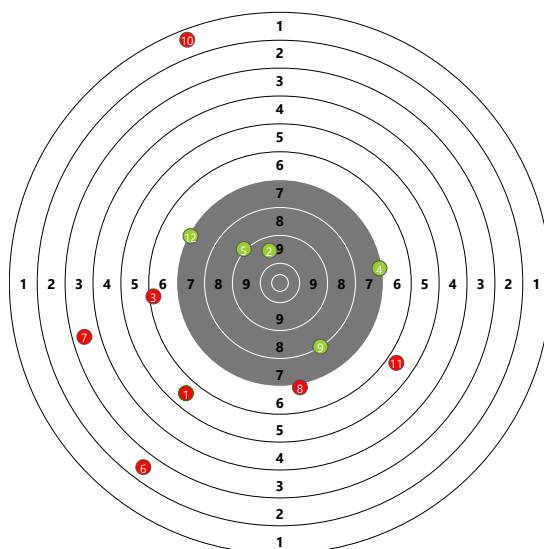
#1	0.00	✗	1.0	#14	25.02	✓	9.9
#2	2.02	✓	9.1				
#3	3.96	✗	4.7				
#4	6.32	✗	6.5				
#5	8.22	✓	8.2				
#6	10.03	✗	4.4				
#7	12.26	✗	7.1				
#8	14.15	✗	6.8				
#9	16.05	✓	8.5				
#10	17.86	✗	5.0				
#11	19.73	✗	6.1				
#12	21.50	✓	7.5				
#13	23.27	✗	4.7				



# Results for RINAUDO, TROMBONI (on Lane 5)

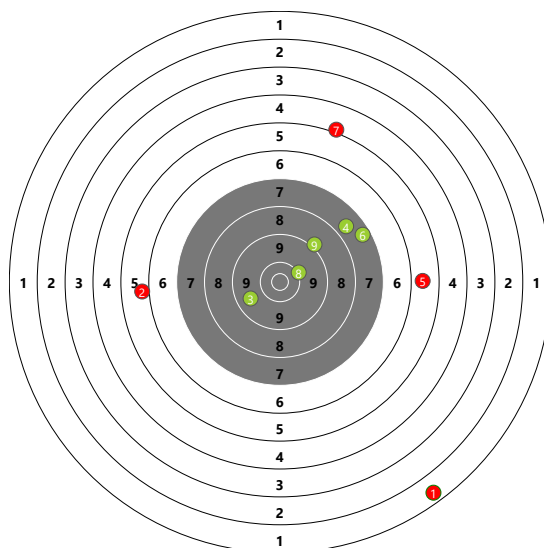
## Shooting Round 1 (Time: 20.04 sec Average: 6.2 )

#1	0.00	✗	5.8
#2	2.02	✓	9.7
#3	3.84	✗	6.4
#4	5.70	✓	7.3
#5	7.51	✓	9.2
#6	9.26	✗	2.7
#7	11.03	✗	3.7
#8	12.93	✗	7.1
#9	14.76	✓	8.2
#10	16.51	✗	1.6
#11	18.28	✗	5.9
#12	20.04	✓	7.3



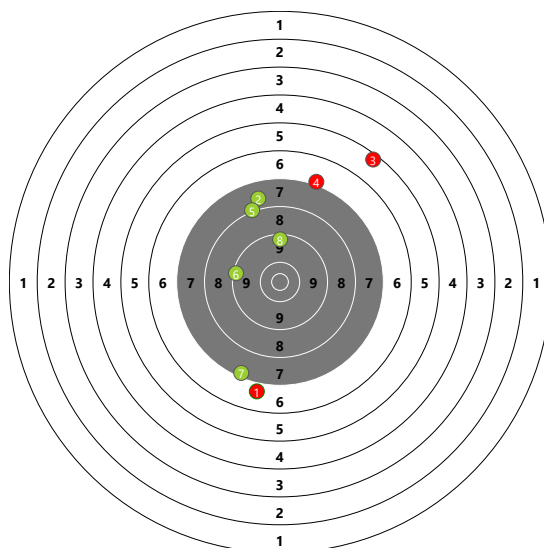
## Shooting Round 2 (Time: 16.72 sec Average: 7.0 )

#1	0.00	✗	1.6
#2	1.92	✗	6.0
#3	4.01	✓	9.7
#4	6.56	✓	7.8
#5	8.32	✗	5.8
#6	10.10	✓	7.5
#7	12.26	✗	5.1
#8	14.09	✓	10.2
#9	16.72	✓	9.1



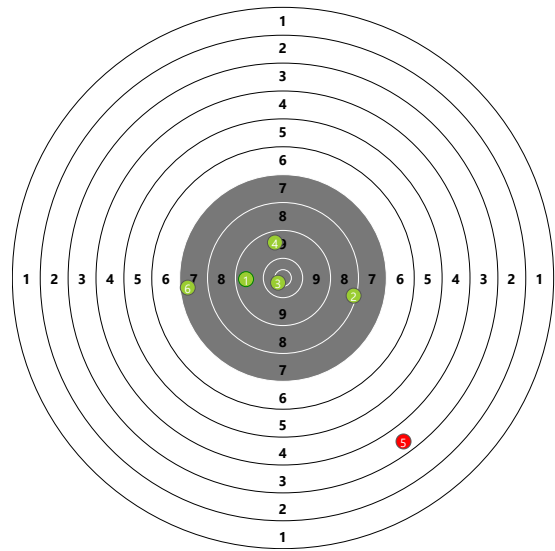
## Shooting Round 3 (Time: 13.92 sec Average: 7.7 )

#1	0.00	✗	6.9
#2	2.52	✓	7.9
#3	4.36	✗	5.4
#4	6.32	✗	7.1
#5	8.26	✓	8.2
#6	10.11	✓	9.3
#7	12.06	✓	7.4
#8	13.92	✓	9.4



**Shooting Round 4** (Time: 9.99 sec Average: 8.2 )

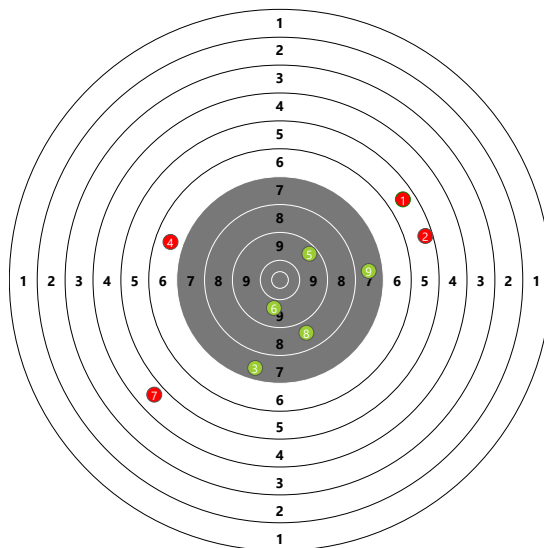
#1	0.00	✓	9.6
#2	2.24	✓	8.3
#3	4.15	✓	10.7
#4	6.08	✓	9.6
#5	7.87	✗	3.7
#6	9.99	✓	7.5



# Results for CUNHA, TALEIGO (on Lane 6)

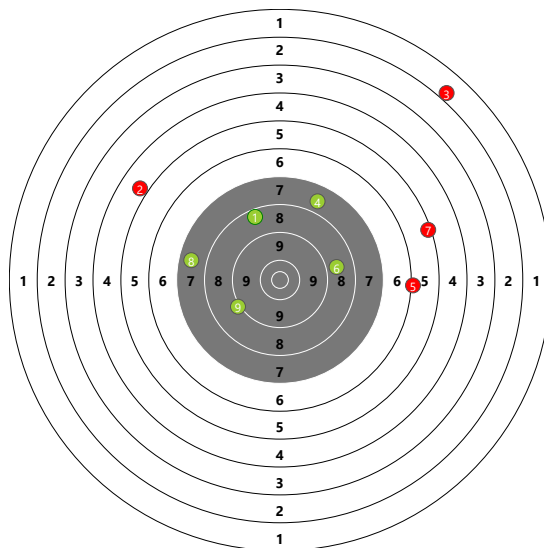
## Shooting Round 1 (Time: 13.71 sec Average: 7.4 )

#1	0.00	✗	5.7
#2	1.83	✗	5.5
#3	3.64	✓	7.7
#4	5.35	✗	6.8
#5	7.29	✓	9.5
#6	9.06	✓	9.9
#7	10.57	✗	4.8
#8	12.22	✓	8.8
#9	13.71	✓	7.7



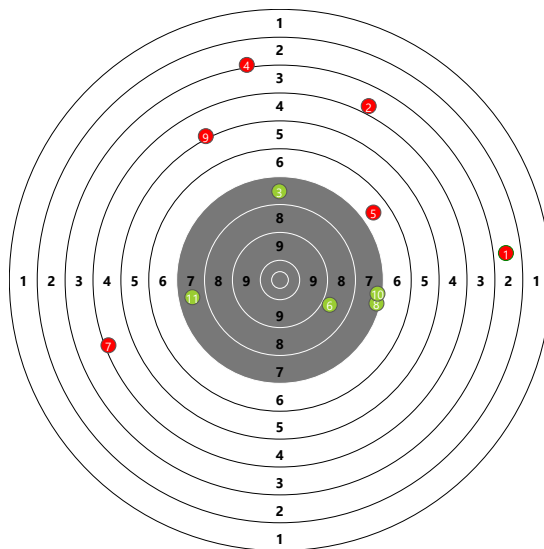
## Shooting Round 2 (Time: 13.94 sec Average: 6.7 )

#1	0.00	✓	8.5
#2	1.80	✗	4.9
#3	3.37	✗	2.0
#4	5.05	✓	7.8
#5	7.41	✗	6.2
#6	8.95	✓	8.9
#7	10.48	✗	5.3
#8	12.11	✓	7.7
#9	13.94	✓	9.2



## Shooting Round 3 (Time: 15.21 sec Average: 5.9 )

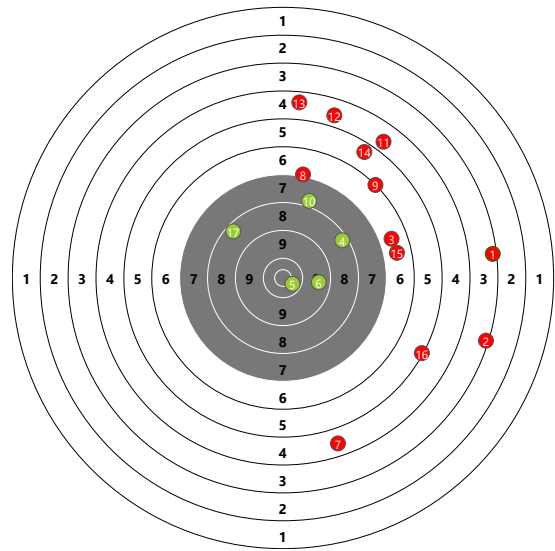
#1	0.00	✗	2.8
#2	1.63	✗	3.9
#3	3.23	✓	7.8
#4	4.77	✗	3.1
#5	6.20	✗	6.8
#6	7.74	✓	9.0
#7	9.12	✗	4.4
#8	10.80	✓	7.4
#9	12.32	✗	5.1
#10	13.84	✓	7.4
#11	15.21	✓	7.7





**Shooting Round 4** (Time: 24.13 sec Average: 6.4 )

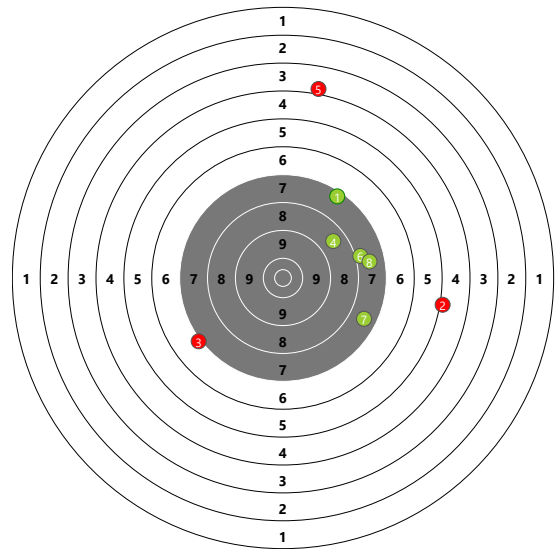
#1	0.00	✗	3.4	#14	19.56	✗	5.6
#2	1.45	✗	3.3	#15	21.03	✗	6.8
#3	2.90	✗	6.8	#16	22.70	✗	5.3
#4	4.33	✓	8.4	#17	24.13	✓	8.5
#5	5.76	✓	10.5				
#6	7.29	✓	9.7				
#7	8.94	✗	4.7				
#8	10.31	✗	7.2				
#9	11.76	✗	6.2				
#10	13.16	✓	8.0				
#11	14.77	✗	4.9				
#12	16.39	✗	4.8				
#13	18.04	✗	4.6				



# Results for RAMADAN, AMER (on Lane 7)

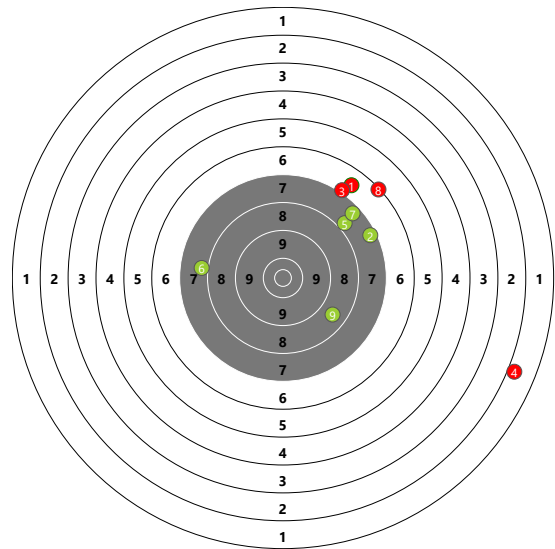
## Shooting Round 1 (Time: 13.21 sec Average: 7.0 )

#1	0.00	✓	7.4
#2	2.25	✗	5.1
#3	4.23	✗	7.2
#4	6.02	✓	8.7
#5	7.88	✗	4.1
#6	9.74	✓	8.1
#7	11.47	✓	7.7
#8	13.21	✓	7.8



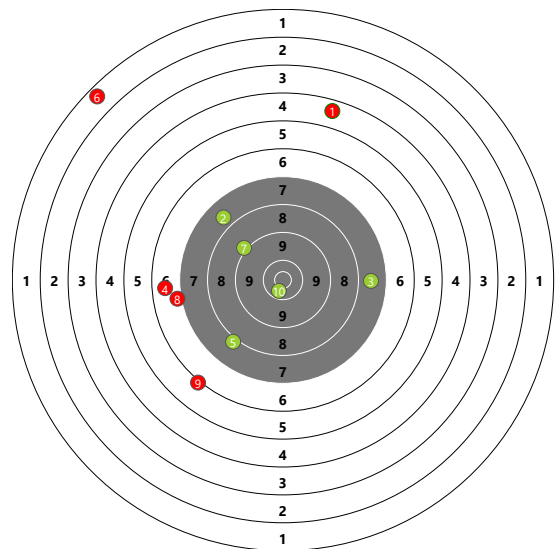
## Shooting Round 2 (Time: 19.28 sec Average: 6.9 )

#1	0.00	✗	6.8
#2	2.40	✓	7.5
#3	7.43	✗	7.2
#4	9.08	✗	2.0
#5	11.41	✓	8.0
#6	13.06	✓	8.0
#7	15.34	✓	7.5
#8	17.21	✗	6.3
#9	19.28	✓	8.7



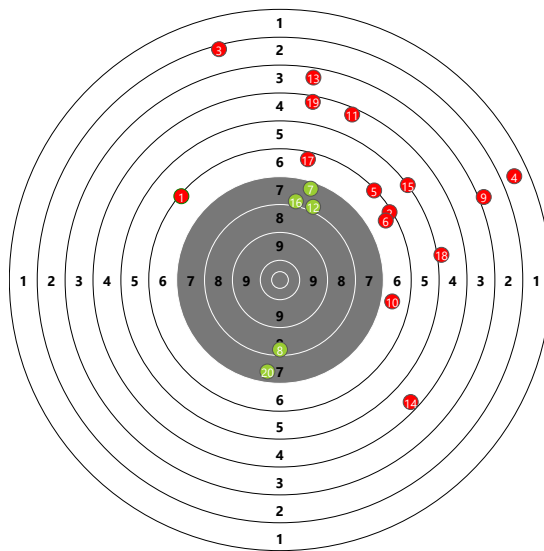
## Shooting Round 3 (Time: 15.08 sec Average: 7.0 )

#1	0.00	✗	4.6
#2	1.85	✓	7.9
#3	3.54	✓	7.8
#4	5.14	✗	6.7
#5	6.96	✓	8.1
#6	8.47	✗	1.6
#7	10.16	✓	9.1
#8	11.73	✗	7.1
#9	13.44	✗	6.2
#10	15.08	✓	10.5



**Shooting Round 4** (Time: 34.04 sec Average: 5.7 )

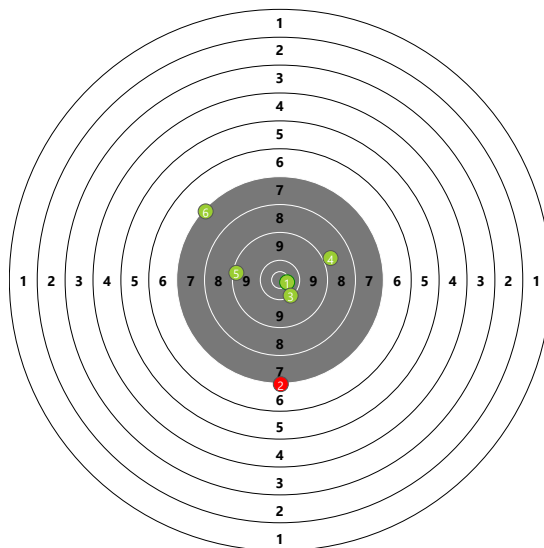
#1	0.00	✗	6.3	#14	22.93	✗	4.5
#2	1.96	✗	6.3	#15	24.60	✗	5.2
#3	3.91	✗	2.4	#16	26.52	✓	8.1
#4	5.82	✗	1.8	#17	28.32	✗	6.5
#5	7.60	✗	6.3	#18	30.54	✗	5.1
#6	9.28	✗	6.6	#19	32.34	✗	4.5
#7	11.02	✓	7.5	#20	34.04	✓	7.6
#8	12.78	✓	8.5				
#9	14.44	✗	3.1				
#10	16.28	✗	6.9				
#11	18.04	✗	4.5				
#12	19.59	✓	8.1				
#13	21.23	✗	3.6				



# Results for FERNANDEZ, FLEUROT (on Lane 8)

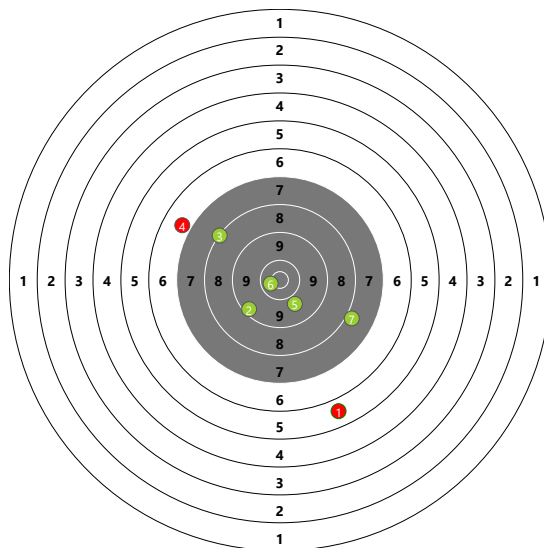
## Shooting Round 1 (Time: 14.70 sec Average: 9.0 )

#1	0.00	✓	10.7
#2	2.90	✗	7.2
#3	5.10	✓	10.3
#4	9.72	✓	9.0
#5	12.44	✓	9.4
#6	14.70	✓	7.3



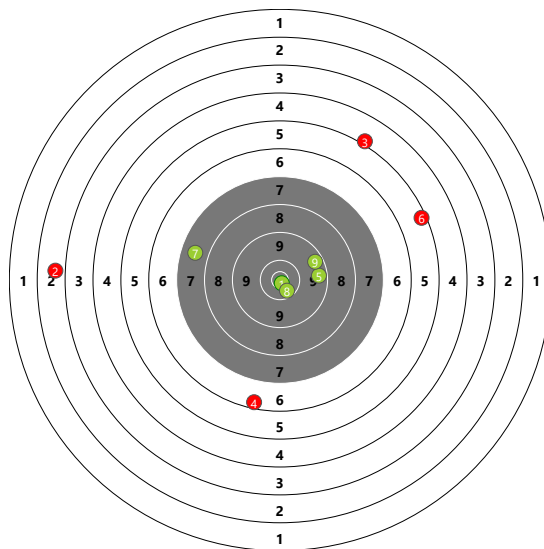
## Shooting Round 2 (Time: 17.35 sec Average: 8.4 )

#1	0.00	✗	5.8
#2	2.71	✓	9.4
#3	5.20	✓	8.3
#4	7.85	✗	6.9
#5	10.98	✓	9.9
#6	14.66	✓	10.6
#7	17.35	✓	8.0



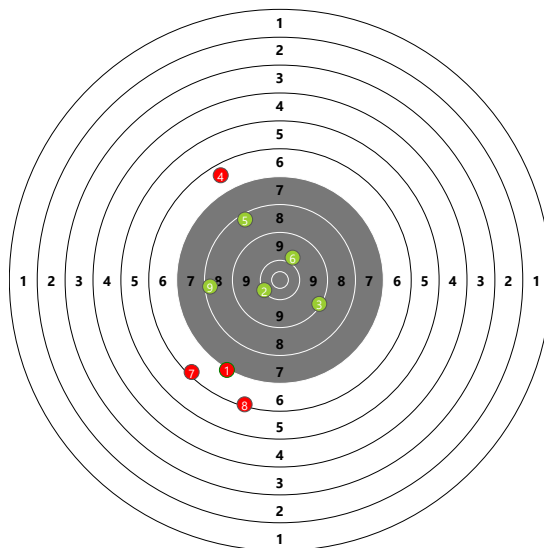
## Shooting Round 3 (Time: 14.92 sec Average: 7.6 )

#1	0.00	✓	10.8
#2	1.78	✗	2.9
#3	3.64	✗	5.1
#4	5.59	✗	6.5
#5	7.55	✓	9.5
#6	9.35	✗	5.4
#7	11.22	✓	7.8
#8	13.10	✓	10.5
#9	14.92	✓	9.5



**Shooting Round 4** (Time: 13.83 sec Average: 8.1 )

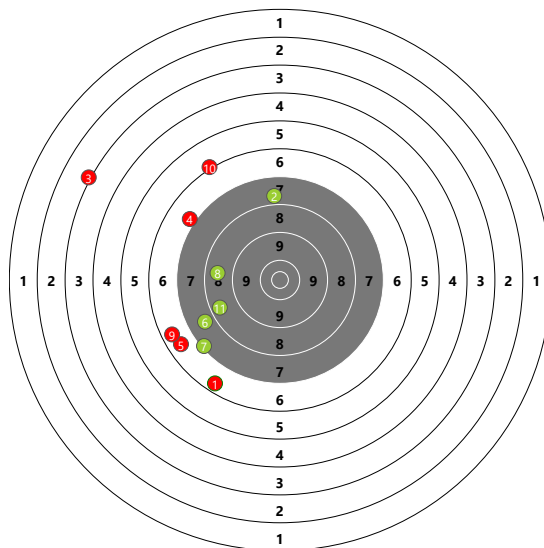
#1	0.00	✘	7.2
#2	1.73	✔	10.3
#3	3.35	✔	9.3
#4	4.98	✘	6.6
#5	6.68	✔	8.4
#6	8.32	✔	10.0
#7	10.11	✘	6.4
#8	11.99	✘	6.3
#9	13.83	✔	8.4



# Results for EBIED, ALLAM (on Lane 10)

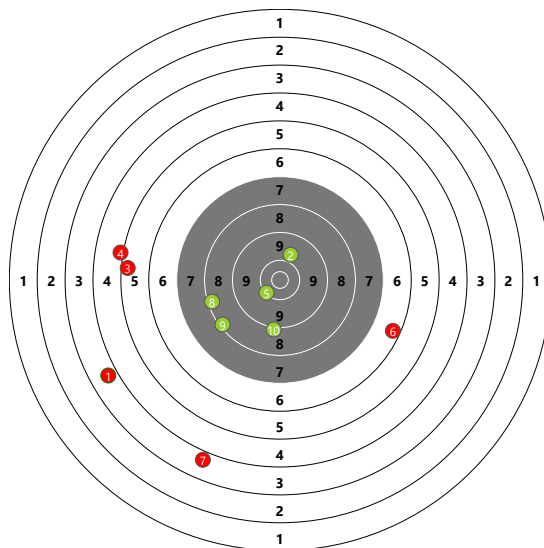
## Shooting Round 1 (Time: 17.65 sec Average: 7.0 )

#1	0.00	✗	6.6
#2	1.86	✓	7.9
#3	3.31	✗	3.2
#4	5.74	✗	7.0
#5	7.19	✗	6.7
#6	8.84	✓	7.9
#7	10.43	✓	7.3
#8	12.17	✓	8.7
#9	13.84	✗	6.6
#10	15.64	✗	6.2
#11	17.65	✓	8.6



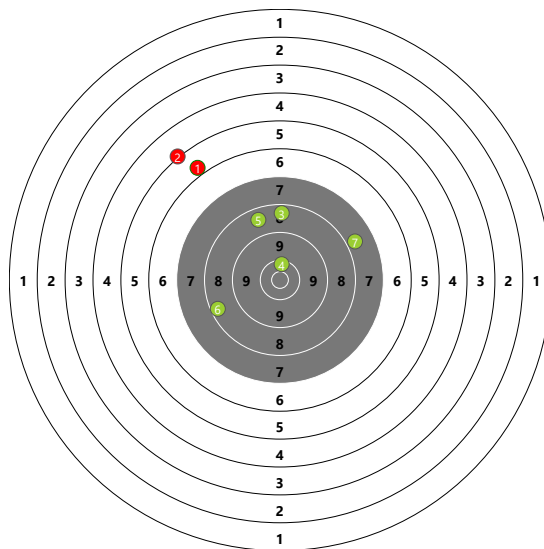
## Shooting Round 2 (Time: 17.74 sec Average: 7.1 )

#1	0.00	✗	3.9
#2	1.60	✓	10.0
#3	3.19	✗	5.5
#4	4.76	✗	5.1
#5	6.47	✓	10.3
#6	7.99	✗	6.5
#7	12.53	✗	3.9
#8	14.22	✓	8.4
#9	15.91	✓	8.3
#10	17.74	✓	9.2



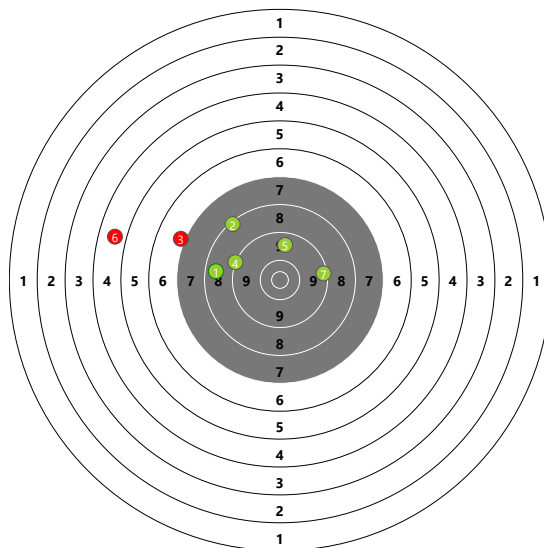
## Shooting Round 3 (Time: 13.08 sec Average: 7.9 )

#1	0.00	✗	6.0
#2	2.20	✗	5.2
#3	4.92	✓	8.6
#4	7.01	✓	10.4
#5	8.97	✓	8.7
#6	11.21	✓	8.5
#7	13.08	✓	7.9



**Shooting Round 4** (Time: 11.23 sec Average: 8.2 )

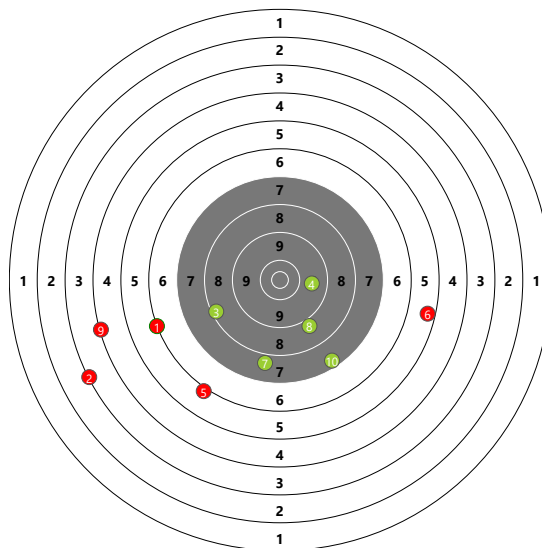
#1	0.00	✓	8.6
#2	1.88	✓	8.3
#3	3.60	✗	7.1
#4	5.52	✓	9.2
#5	7.37	✓	9.7
#6	9.24	✗	4.8
#7	11.23	✓	9.4



# Results for NAOUR, CHATELLIER (on Lane 11)

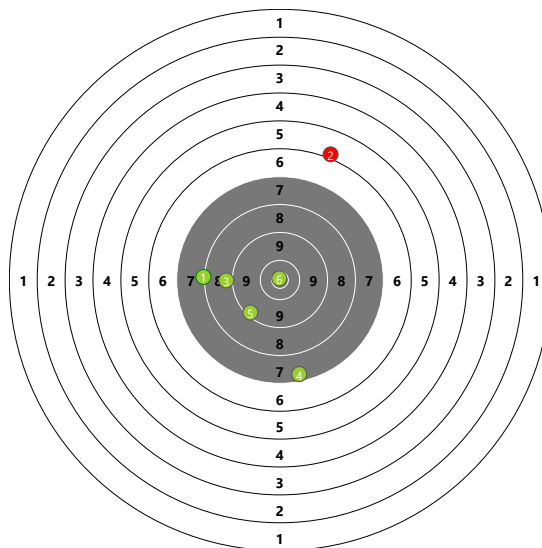
## Shooting Round 1 (Time: 20.10 sec Average: 6.8 )

#1	0.00	✗	6.2
#2	2.11	✗	3.3
#3	3.97	✓	8.4
#4	6.39	✓	9.8
#5	8.41	✗	6.1
#6	11.32	✗	5.5
#7	13.48	✓	7.9
#8	15.35	✓	9.0
#9	17.27	✗	4.3
#10	20.10	✓	7.5



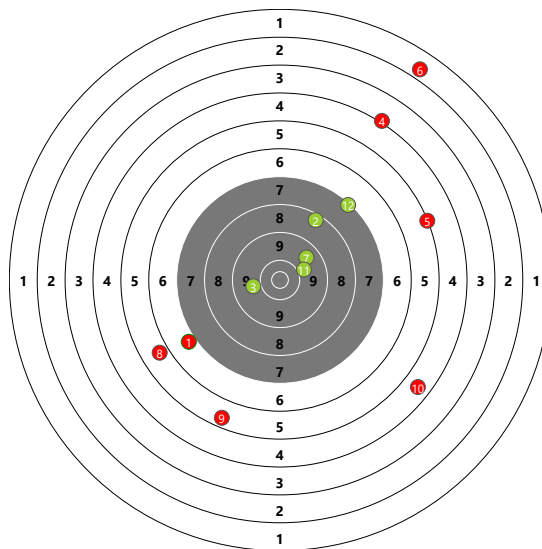
## Shooting Round 2 (Time: 9.44 sec Average: 8.5 )

#1	0.00	✓	8.2
#2	1.76	✗	6.1
#3	3.86	✓	9.0
#4	5.87	✓	7.5
#5	7.65	✓	9.4
#6	9.44	✓	10.8



## Shooting Round 3 (Time: 20.36 sec Average: 6.7 )

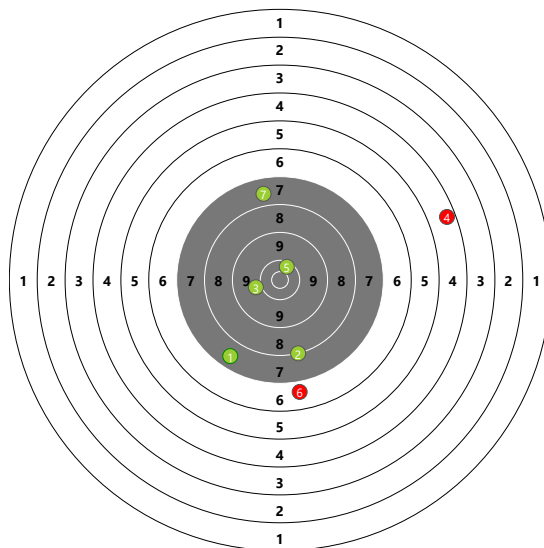
#1	0.00	✗	7.0
#2	1.97	✓	8.5
#3	3.65	✓	10.0
#4	5.45	✗	4.2
#5	7.31	✗	5.3
#6	9.20	✗	1.9
#7	11.11	✓	9.7
#8	12.88	✗	5.9
#9	14.68	✗	5.6
#10	16.73	✗	4.7
#11	18.59	✓	10.0
#12	20.36	✓	7.3





**Shooting Round 4** (Time: 12.87 sec Average: 7.9 )

#1	0.00	✓	7.7
#2	3.59	✓	8.2
#3	5.50	✓	10.0
#4	7.36	✗	4.5
#5	9.11	✓	10.4
#6	10.89	✗	6.9
#7	12.87	✓	7.8



## Used equipment during competition

At this competition the SmartPLT laser target was used.  
ShotLight Lamps were used in order to instantly display the hits and misses for all athletes.

All results have been collected using ONE single Laptop computer using  
the SmartPLT LIVE (COMPETITION Edition) software via a standard Ethernet network.

This report was also generated using the SmartPLT LIVE software - with just one click after the competition.

With the SmartPLT Laser Target you have much more possibilities as shown on this event.

Please visit [www.SmartPLT.com](http://www.SmartPLT.com) for further informations.


The SmartPLT Laser Target



The ShotLight Lamp



The SmartPLT LIVE software



The SmartPLT Laser Target is a brand new target system with a performance never seen before.  
Please feel free to contact us if you have any questions relating to the used equipment.

email: [info@SmartPLT.com](mailto:info@SmartPLT.com)  
www: <http://www.SmartPLT.com>

All the used equipment was developed and produced by ALS - Smart Laser Shooting

# KITE BOARDING

RESULTS  
BOOK

3<sup>rd</sup>

MEDITERRANEAN  
BEACH GAMES





## Medal Standings

As of TUE 12 SEP 2023 at 15:04  
After 2 of 2 events

Rank	Country	Men				Women				Total				Rank by total
		G	S	B	Tot	G	S	B	Tot	G	S	B	Tot	
1	FRA - France	1	1		2	1	1		2	2	2		4	1
2	CYP - Cyprus			1	1							1	1	= 2
2	ITA - Italy							1	1			1	1	= 2
<b>Total:</b>		<b>1</b>	<b>1</b>	<b>1</b>	<b>3</b>	<b>1</b>	<b>1</b>	<b>1</b>	<b>3</b>	<b>2</b>	<b>2</b>	<b>2</b>	<b>6</b>	

### LEGEND

= Equal indicates the same rank      B Bronze      G Gold      S Silver  
Tot. Total



## Medallists by Event

As of TUE 12 SEP 2023 at 15:04

After 2 of 2 events

Event Name	Date	Medal	Name	CTRY Code
Women Kite Event	TUE 12 SEP 2023	GOLD	NEWLAND Poema	FRA
		SILVER	NOLOT Lauriane	FRA
		BRONZE	LAPORTE Tiana	ITA
Men Kite Event	TUE 12 SEP 2023	GOLD	NOCHER Maxime	FRA
		SILVER	MAZELLA Axel	FRA
		BRONZE	TARADIN Denis	CYP



## Medallists

As of TUE 12 SEP 2023 at 15:03

Medal	Name	CTRY
GOLD	NEWLAND Poema	FRA - France
SILVER	NOLOT Lauriane	FRA - France
BRONZE	LAPORTE Tiana	ITA - Italy



## Fleet Overall

As of TUE 12 SEP 2023

After 10 Races

Rank	Name	Ctry Code	Points per Race										Total Points	Net Points
			R1	R2	R3	R4	R5	R6	R7	R8	R9	R10		
1	NEWLAND Poema	FRA	2	2	1	2	1	1	1	1	1	1	13	9
2	NOLOT Lauriane	FRA	1	1	3	1	2	(7)DNC	(7)DNC	2	2	2	28	14
3	LAPORTE Tiana	ITA	3	3	2	3	3	2	2	3	3	3	27	21
4	DOLENC Marija	CRO	4	4	4	4	4	3	3	4	(7)DNC	(7)DNC	44	30
5	COSTI Emilia	GRE	(7)DNF	(7)DNC	(7)DNC	5	(7)DNF	(7)DNF	(7)DNC	(7)DNC	(7)DNC	(7)DNC	68	54
6	FALCO Gaia	ITA	(7)DNF	(7)DNF	(7)DNC	(7)DNC	(7)DNC	(7)DNC	(7)DNC	(7)DNC	(7)DNC	(7)DNC	70	56

### LEGEND

() Excluded score

DNF Did Not Finish

F Female

M Male

NAD Did Not Start

Pos. Position

Pts Points



## Results

Course:	1
Air Temperature:	26
Humidity:	71%
Sea State:	Wavy

	Start	Finish
Wind direction:	350	
Wind speed (kts):	8,1	
Elapsed time of first boat:		

Rank	Sail Num	Name	Country	Sailor ID	Finish	Race Points
1	52	NOLOT Lauriane	FRA		1	1
2	50	NEWLAND Poema	FRA		2	2
3	54	LAPORTE Tiana	ITA		3	3
4	51	DOLENC Marija	CRO		4	4
5	55	COSTI Emilia	GRE		DNF	7
5	56	FALCO Gaia	ITA		DNF	7

### LEGEND

**BFD** Black Flag Disqualification - Disqualifi **DNC** Did Not Come - Did not come to the s **DNE** Disqualification (other than DGM) not **DNF** Did Not Finish  
**ZFP** Z Flag Penalty - 20% penalty under **SCP** Took a Scoring Penalty under WS rul **STP** Standard Penalty (a penalty applied b **UFD** "U" Flag Disqualification (Disqualificat





## Results

<b>Course:</b>	2
<b>Air Temperature:</b>	26
<b>Humidity:</b>	71%
<b>Sea State:</b>	Wavy

	<b>Start</b>	<b>Finish</b>
<b>Wind direction:</b>	350	
<b>Wind speed (kts):</b>	8,1	
<b>Elapsed time of first boat:</b>		

Rank	Sail Num	Name	Country	Sailor ID	Finish	Race Points
1	52	NOLOT Lauriane	FRA		1	1
2	50	NEWLAND Poema	FRA		2	2
3	54	LAPORTE Tiana	ITA		3	3
4	51	DOLENC Marija	CRO		4	4
5	55	COSTI Emilia	GRE		DNC	7
5	56	FALCO Gaia	ITA		DNF	7

LEGEND	
<b>BFD</b> Black Flag Disqualification - Disqualifi	<b>DNC</b> Did Not Come - Did not come to the s <b>DNE</b> Disqualification (other than DGM) not <b>DNF</b> Did Not Finish
<b>ZFP</b> Z Flag Penalty - 20% penalty under	<b>SCP</b> Took a Scoring Penalty under WS rul <b>STP</b> Standard Penalty (a penalty applied b <b>UFD</b> "U" Flag Disqualification (Disqualificat



## Results

<b>Course:</b>	3
<b>Air Temperature:</b>	26
<b>Humidity:</b>	71%
<b>Sea State:</b>	Wavy

	<b>Start</b>	<b>Finish</b>
<b>Wind direction:</b>	350	
<b>Wind speed (kts):</b>	8,1	
<b>Elapsed time of first boat:</b>		

Rank	Sail Num	Name	Country	Sailor ID	Finish	Race Points
1	50	NEWLAND Poema	FRA		1	1
2	54	LAPORTE Tiana	ITA		2	2
3	52	NOLOT Lauriane	FRA		3	3
4	51	DOLENC Marija	CRO		4	4
5	55	COSTI Emilia	GRE		DNC	7
5	56	FALCO Gaia	ITA		DNC	7

### LEGEND

**BFD** Black Flag Disqualification - Disqualifi **DNC** Did Not Come - Did not come to the s **DNE** Disqualification (other than DGM) not **DNF** Did Not Finish  
**ZFP** Z Flag Penalty - 20% penalty under **SCP** Took a Scoring Penalty under WS rul **STP** Standard Penalty (a penalty applied b **UFD** "U" Flag Disqualification (Disqualificat



## Results

<b>Course:</b>	4
<b>Air Temperature:</b>	26
<b>Humidity:</b>	71%
<b>Sea State:</b>	Wavy

	<b>Start</b>	<b>Finish</b>
<b>Wind direction:</b>	350	
<b>Wind speed (kts):</b>	8,1	
<b>Elapsed time of first boat:</b>		

Rank	Sail Num	Name	Country	Sailor ID	Finish	Race Points
1	52	NOLOT Lauriane	FRA		1	1
2	50	NEWLAND Poema	FRA		2	2
3	54	LAPORTE Tiana	ITA		3	3
4	51	DOLENC Marija	CRO		4	4
5	55	COSTI Emilia	GRE		5	5
6	56	FALCO Gaia	ITA		DNC	7

LEGEND	
<b>BFD</b> Black Flag Disqualification - Disqualifi	<b>DNC</b> Did Not Come - Did not come to the s <b>DNE</b> Disqualification (other than DGM) not <b>DNF</b> Did Not Finish
<b>ZFP</b> Z Flag Penalty - 20% penalty under	<b>SCP</b> Took a Scoring Penalty under WS rul <b>STP</b> Standard Penalty (a penalty applied b <b>UFD</b> "U" Flag Disqualification (Disqualificat



## Results

<b>Course:</b>	5
<b>Air Temperature:</b>	24
<b>Humidity:</b>	73%
<b>Sea State:</b>	Wavy

	<b>Start</b>	<b>Finish</b>
<b>Wind direction:</b>	330	
<b>Wind speed (kts):</b>	16	
<b>Elapsed time of first boat:</b>		

Rank	Sail Num	Name	Country	Sailor ID	Finish	Race Points
1	50	NEWLAND Poema	FRA		1	1
2	52	NOLOT Lauriane	FRA		2	2
3	54	LAPORTE Tiana	ITA		3	3
4	51	DOLENC Marija	CRO		4	4
5	56	FALCO Gaia	ITA		DNC	7
5	55	COSTI Emilia	GRE		DNF	7

### LEGEND

**BFD** Black Flag Disqualification - Disqualifi **DNC** Did Not Come - Did not come to the s **DNE** Disqualification (other than DGM) not **DNF** Did Not Finish  
**ZFP** Z Flag Penalty - 20% penalty under **SCP** Took a Scoring Penalty under WS rul **STP** Standard Penalty (a penalty applied b **UFD** "U" Flag Disqualification (Disqualificat



## Results

<b>Course:</b>	6
<b>Air Temperature:</b>	24
<b>Humidity:</b>	73%
<b>Sea State:</b>	Wavy

	<b>Start</b>	<b>Finish</b>
<b>Wind direction:</b>	330	
<b>Wind speed (kts):</b>	16	
<b>Elapsed time of first boat:</b>		

Rank	Sail Num	Name	Country	Sailor ID	Finish	Race Points
1	50	NEWLAND Poema	FRA		1	1
2	54	LAPORTE Tiana	ITA		2	2
3	51	DOLENC Marija	CRO		3	3
4	52	NOLOT Lauriane	FRA		DNC	7
4	56	FALCO Gaia	ITA		DNC	7
4	55	COSTI Emilia	GRE		DNF	7

LEGEND	
<b>BFD</b> Black Flag Disqualification - Disqualifi	<b>DNC</b> Did Not Come - Did not come to the s <b>DNE</b> Disqualification (other than DGM) not <b>DNF</b> Did Not Finish
<b>ZFP</b> Z Flag Penalty - 20% penalty under	<b>SCP</b> Took a Scoring Penalty under WS rul <b>STP</b> Standard Penalty (a penalty applied b <b>UFD</b> "U" Flag Disqualification (Disqualificat



## Results

Course:	7
Air Temperature:	24
Humidity:	73%
Sea State:	Wavy

	Start	Finish
Wind direction:	330	
Wind speed (kts):	16	
Elapsed time of first boat:		

Rank	Sail Num	Name	Country	Sailor ID	Finish	Race Points
1	50	NEWLAND Poema	FRA		1	1
2	54	LAPORTE Tiana	ITA		2	2
3	51	DOLENC Marija	CRO		3	3
4	55	COSTI Emilia	GRE		DNC	7
4	52	NOLOT Lauriane	FRA		DNC	7
4	56	FALCO Gaia	ITA		DNC	7

### LEGEND

**BFD** Black Flag Disqualification - Disqualifi **DNC** Did Not Come - Did not come to the s **DNE** Disqualification (other than DGM) not **DNF** Did Not Finish  
**ZFP** Z Flag Penalty - 20% penalty under **SCP** Took a Scoring Penalty under WS rul **STP** Standard Penalty (a penalty applied b **UFD** "U" Flag Disqualification (Disqualificat



## Results

<b>Course:</b>	8
<b>Air Temperature:</b>	24
<b>Humidity:</b>	73%
<b>Sea State:</b>	Wavy

	<b>Start</b>	<b>Finish</b>
<b>Wind direction:</b>	330	
<b>Wind speed (kts):</b>	16	
<b>Elapsed time of first boat:</b>		

Rank	Sail Num	Name	Country	Sailor ID	Finish	Race Points
1	50	NEWLAND Poema	FRA		1	1
2	52	NOLOT Lauriane	FRA		2	2
3	54	LAPORTE Tiana	ITA		3	3
4	51	DOLENC Marija	CRO		4	4
5	55	COSTI Emilia	GRE		DNC	7
5	56	FALCO Gaia	ITA		DNC	7

### LEGEND

**BFD** Black Flag Disqualification - Disqualifi **DNC** Did Not Come - Did not come to the s **DNE** Disqualification (other than DGM) not **DNF** Did Not Finish  
**ZFP** Z Flag Penalty - 20% penalty under **SCP** Took a Scoring Penalty under WS rul **STP** Standard Penalty (a penalty applied b **UFD** "U" Flag Disqualification (Disqualificat



## Results

<b>Course:</b>	9
<b>Air Temperature:</b>	24
<b>Humidity:</b>	73%
<b>Sea State:</b>	Wavy

	<b>Start</b>	<b>Finish</b>
<b>Wind direction:</b>	330	
<b>Wind speed (kts):</b>	16	
<b>Elapsed time of first boat:</b>		

Rank	Sail Num	Name	Country	Sailor ID	Finish	Race Points
1	50	NEWLAND Poema	FRA		1	1
2	52	NOLOT Lauriane	FRA		2	2
3	54	LAPORTE Tiana	ITA		3	3
4	56	FALCO Gaia	ITA		DNC	7
4	55	COSTI Emilia	GRE		DNC	7
4	51	DOLENC Marija	CRO		DNC	7

### LEGEND

**BFD** Black Flag Disqualification - Disqualifi **DNC** Did Not Come - Did not come to the s **DNE** Disqualification (other than DGM) not **DNF** Did Not Finish  
**ZFP** Z Flag Penalty - 20% penalty under **SCP** Took a Scoring Penalty under WS rul **STP** Standard Penalty (a penalty applied b **UFD** "U" Flag Disqualification (Disqualificat





## Results

<b>Course:</b>	10
<b>Air Temperature:</b>	24
<b>Humidity:</b>	73%
<b>Sea State:</b>	Wavy

	<b>Start</b>	<b>Finish</b>
<b>Wind direction:</b>	330	
<b>Wind speed (kts):</b>	16	
<b>Elapsed time of first boat:</b>		

Rank	Sail Num	Name	Country	Sailor ID	Finish	Race Points
1	50	NEWLAND Poema	FRA		1	1
2	52	NOLOT Lauriane	FRA		2	2
3	54	LAPORTE Tiana	ITA		3	3
4	56	FALCO Gaia	ITA		DNC	7
4	55	COSTI Emilia	GRE		DNC	7
4	51	DOLENC Marija	CRO		DNC	7

### LEGEND

**BFD** Black Flag Disqualification - Disqualifi **DNC** Did Not Come - Did not come to the s **DNE** Disqualification (other than DGM) not **DNF** Did Not Finish  
**ZFP** Z Flag Penalty - 20% penalty under **SCP** Took a Scoring Penalty under WS rul **STP** Standard Penalty (a penalty applied b **UFD** "U" Flag Disqualification (Disqualificat



### Entry List by Event

CTRY	Name	Position	Date of Birth
CRO - Croatia	DOLENC Marija		27 SEP 2007
FRA - France	NEWLAND Poema		4 MAY 2000
FRA - France	NOLOT Lauriane		9 DEC 1998
GRE - Greece	COSTI Emilia		30 JAN 2004
ITA - Italy	FALCO Gaia		23 JAN 2002
ITA - Italy	LAPORTE Tiana		16 AUG 1996



## Medallists

As of TUE 12 SEP 2023 at 15:03

Medal	Name	CTRY
GOLD	NOCHER Maxime	FRA - France
SILVER	MAZELLA Axel	FRA - France
BRONZE	TARADIN Denis	CYP - Cyprus



## Fleet Overall

As of TUE 12 SEP 2023

After 10 Races

Rank	Name	Ctry Code	Points per Race										Total Points	Net Points	
			R1	R2	R3	R4	R5	R6	R7	R8	R9	R10			
1	NOCHER Maxime	FRA	2	1	1	2	1	2	2	2	1	1	4	17	11
2	MAZELLA Axel	FRA	3	3	2	3	2	3	1	2	2	1	22	16	
3	TARADIN Denis	CYP	1	2	4	1	4	(8)DNC	6	3	4	2	35	21	
4	DOLENC Martin	CRO	4	4	3	4	3 UFD	1 UFD	3	4	3	3	32	24	
5	MARX Flavio	ITA	5	6	6	5	5	4	4	6	5	5	51	39	
6	BRASIL I Alessio	ITA	6	5	5	6	6	5	5	5	6	6	55	43	
7	BEN ALI Youssef	TUN	(8)DNC	(8)DNC	(8)DNC	(8)DNC	(8)DNC	(8)DNC	(8)DNC	(8)DNC	(8)DNC	(8)DNC	80	64	

### LEGEND

() Excluded score

DNF Did Not Finish

F Female

M Male

NAD Did Not Start

Pos. Position

Pts Points



## Results

Course:	1
Air Temperature:	26
Humidity:	71%
Sea State:	Wavy

	Start	Finish
Wind direction:	350	
Wind speed (kts):	8,1	
Elapsed time of first boat:		

Rank	Sail Num	Name	Country	Sailor ID	Finish	Race Points
1	41	TARADIN Denis	CYP		1	1
2	33	NOCHER Maxime	FRA		2	2
3	40	MAZELLA Axel	FRA		3	3
4	34	DOLENC Martin	CRO		4	4
5	35	MARX Flavio	ITA		5	5
6	20	BRASILI Alessio	ITA		6	6
7	36	BEN ALI Youssef	TUN		DNC	8

LEGEND	
<b>BFD</b> Black Flag Disqualification - Disqualifi	<b>DNC</b> Did Not Come - Did not come to the s <b>DNE</b> Disqualification (other than DGM) not <b>DNF</b> Did Not Finish
<b>ZFP</b> Z Flag Penalty - 20% penalty under	<b>SCP</b> Took a Scoring Penalty under WS rul <b>STP</b> Standard Penalty (a penalty applied b <b>UFD</b> "U" Flag Disqualification (Disqualificat



## Results

Course:	2
Air Temperature:	26
Humidity:	71%
Sea State:	Wavy

	Start	Finish
Wind direction:	350	
Wind speed (kts):	8,1	
Elapsed time of first boat:		

Rank	Sail Num	Name	Country	Sailor ID	Finish	Race Points
1	33	NOCHER Maxime	FRA		1	1
2	41	TARADIN Denis	CYP		2	2
3	40	MAZELLA Axel	FRA		3	3
4	34	DOLENC Martin	CRO		4	4
5	20	BRASILI Alessio	ITA		5	5
6	35	MARX Flavio	ITA		6	6
7	36	BEN ALI Youssef	TUN		DNC	8

### LEGEND

**BFD** Black Flag Disqualification - Disqualifi **DNC** Did Not Come - Did not come to the s **DNE** Disqualification (other than DGM) not **DNF** Did Not Finish  
**ZFP** Z Flag Penalty - 20% penalty under **SCP** Took a Scoring Penalty under WS rul **STP** Standard Penalty (a penalty applied b **UFD** "U" Flag Disqualification (Disqualificat



## Results

<b>Course:</b>	3
<b>Air Temperature:</b>	26
<b>Humidity:</b>	71%
<b>Sea State:</b>	Wavy

	<b>Start</b>	<b>Finish</b>
<b>Wind direction:</b>	350	
<b>Wind speed (kts):</b>	8,1	
<b>Elapsed time of first boat:</b>		

Rank	Sail Num	Name	Country	Sailor ID	Finish	Race Points
1	33	NOCHER Maxime	FRA		1	1
2	40	MAZELLA Axel	FRA		2	2
3	34	DOLENC Martin	CRO		3	3
4	41	TARADIN Denis	CYP		4	4
5	20	BRASILIA Alessio	ITA		5	5
6	35	MARX Flavio	ITA		6	6
7	36	BEN ALI Youssef	TUN		DNC	8

LEGEND	
<b>BFD</b> Black Flag Disqualification - Disqualifi	<b>DNC</b> Did Not Come - Did not come to the s
<b>ZFP</b> Z Flag Penalty - 20% penalty under	<b>SCP</b> Took a Scoring Penalty under WS rul
<b>DNE</b> Disqualification (other than DGM) not	<b>DNF</b> Did Not Finish
<b>STP</b> Standard Penalty (a penalty applied b	<b>UFD</b> "U" Flag Disqualification (Disqualificat



## Results

<b>Course:</b>	4
<b>Air Temperature:</b>	26
<b>Humidity:</b>	71%
<b>Sea State:</b>	Wavy

	<b>Start</b>	<b>Finish</b>
<b>Wind direction:</b>	350	
<b>Wind speed (kts):</b>	8,1	
<b>Elapsed time of first boat:</b>		

Rank	Sail Num	Name	Country	Sailor ID	Finish	Race Points
1	41	TARADIN Denis	CYP		1	1
2	33	NOCHER Maxime	FRA		2	2
3	40	MAZELLA Axel	FRA		3	3
4	34	DOLENC Martin	CRO		4	4
5	35	MARX Flavio	ITA		5	5
6	20	BRASILI Alessio	ITA		6	6
7	36	BEN ALI Youssef	TUN		DNC	8

### LEGEND

**BFD** Black Flag Disqualification - Disqualifi **DNC** Did Not Come - Did not come to the s **DNE** Disqualification (other than DGM) not **DNF** Did Not Finish  
**ZFP** Z Flag Penalty - 20% penalty under **SCP** Took a Scoring Penalty under WS rul **STP** Standard Penalty (a penalty applied b **UFD** "U" Flag Disqualification (Disqualificat





## Results

<b>Course:</b>	5
<b>Air Temperature:</b>	24
<b>Humidity:</b>	73%
<b>Sea State:</b>	Wavy

	<b>Start</b>	<b>Finish</b>
<b>Wind direction:</b>	330	
<b>Wind speed (kts):</b>	16	
<b>Elapsed time of first boat:</b>		

Rank	Sail Num	Name	Country	Sailor ID	Finish	Race Points
1	33	NOCHER Maxime	FRA		1	1
2	40	MAZELLA Axel	FRA		2	2
3	34	DOLENC Martin	CRO		UFD	3
4	41	TARADIN Denis	CYP		4	4
5	35	MARX Flavio	ITA		5	5
6	20	BRASILI Alessio	ITA		6	6
7	36	BEN ALI Youssef	TUN		DNC	8

LEGEND	
<b>BFD</b> Black Flag Disqualification - Disqualifi	<b>DNC</b> Did Not Come - Did not come to the s
<b>ZFP</b> Z Flag Penalty - 20% penalty under	<b>SCP</b> Took a Scoring Penalty under WS rul
<b>DNE</b> Disqualification (other than DGM) not	<b>DNF</b> Did Not Finish
<b>STP</b> Standard Penalty (a penalty applied b	<b>UFD</b> "U" Flag Disqualification (Disqualificat



## Results

<b>Course:</b>	6
<b>Air Temperature:</b>	24
<b>Humidity:</b>	73%
<b>Sea State:</b>	Wavy

	<b>Start</b>	<b>Finish</b>
<b>Wind direction:</b>	330	
<b>Wind speed (kts):</b>	16	
<b>Elapsed time of first boat:</b>		

Rank	Sail Num	Name	Country	Sailor ID	Finish	Race Points
1	34	DOLENC Martin	CRO		UFD	1
2	33	NOCHER Maxime	FRA		2	2
3	40	MAZELLA Axel	FRA		3	3
4	35	MARX Flavio	ITA		4	4
5	20	BRASILI Alessio	ITA		5	5
6	36	BEN ALI Youssef	TUN		DNC	8
6	41	TARADIN Denis	CYP		DNC	8

### LEGEND

**BFD** Black Flag Disqualification - Disqualifi **DNC** Did Not Come - Did not come to the s **DNE** Disqualification (other than DGM) not **DNF** Did Not Finish  
**ZFP** Z Flag Penalty - 20% penalty under **SCP** Took a Scoring Penalty under WS rul **STP** Standard Penalty (a penalty applied b **UFD** "U" Flag Disqualification (Disqualificat



## Results

<b>Course:</b>	7
<b>Air Temperature:</b>	24
<b>Humidity:</b>	73%
<b>Sea State:</b>	Wavy

	<b>Start</b>	<b>Finish</b>
<b>Wind direction:</b>	330	
<b>Wind speed (kts):</b>	16	
<b>Elapsed time of first boat:</b>		

Rank	Sail Num	Name	Country	Sailor ID	Finish	Race Points
1	40	MAZELLA Axel	FRA		1	1
2	33	NOCHER Maxime	FRA		2	2
3	34	DOLENC Martin	CRO		3	3
4	35	MARX Flavio	ITA		4	4
5	20	BRASILI Alessio	ITA		5	5
6	41	TARADIN Denis	CYP		6	6
7	36	BEN ALI Youssef	TUN		DNC	8

LEGEND	
<b>BFD</b> Black Flag Disqualification - Disqualifi	<b>DNC</b> Did Not Come - Did not come to the s
<b>ZFP</b> Z Flag Penalty - 20% penalty under	<b>SCP</b> Took a Scoring Penalty under WS rul
<b>DNE</b> Disqualification (other than DGM) not	<b>DNF</b> Did Not Finish
<b>STP</b> Standard Penalty (a penalty applied b	<b>UFD</b> "U" Flag Disqualification (Disqualificat



## Results

<b>Course:</b>	8
<b>Air Temperature:</b>	24
<b>Humidity:</b>	73%
<b>Sea State:</b>	Wavy

	<b>Start</b>	<b>Finish</b>
<b>Wind direction:</b>	330	
<b>Wind speed (kts):</b>	16	
<b>Elapsed time of first boat:</b>		

Rank	Sail Num	Name	Country	Sailor ID	Finish	Race Points
1	33	NOCHER Maxime	FRA		1	1
2	40	MAZELLA Axel	FRA		2	2
3	41	TARADIN Denis	CYP		3	3
4	34	DOLENC Martin	CRO		4	4
5	20	BRASILIA Alessio	ITA		5	5
6	35	MARX Flavio	ITA		6	6
7	36	BEN ALI Youssef	TUN		DNC	8

### LEGEND

**BFD** Black Flag Disqualification - Disqualifi **DNC** Did Not Come - Did not come to the s **DNE** Disqualification (other than DGM) not **DNF** Did Not Finish  
**ZFP** Z Flag Penalty - 20% penalty under **SCP** Took a Scoring Penalty under WS rul **STP** Standard Penalty (a penalty applied b **UFD** "U" Flag Disqualification (Disqualificat



## Results

<b>Course:</b>	9
<b>Air Temperature:</b>	24
<b>Humidity:</b>	73%
<b>Sea State:</b>	Wavy

	<b>Start</b>	<b>Finish</b>
<b>Wind direction:</b>	330	
<b>Wind speed (kts):</b>	16	
<b>Elapsed time of first boat:</b>		

Rank	Sail Num	Name	Country	Sailor ID	Finish	Race Points
1	33	NOCHER Maxime	FRA		1	1
2	40	MAZELLA Axel	FRA		2	2
3	34	DOLENC Martin	CRO		3	3
4	41	TARADIN Denis	CYP		4	4
5	35	MARX Flavio	ITA		5	5
6	20	BRASILI Alessio	ITA		6	6
7	36	BEN ALI Youssef	TUN		DNC	8

### LEGEND

**BFD** Black Flag Disqualification - Disqualifi **DNC** Did Not Come - Did not come to the s **DNE** Disqualification (other than DGM) not **DNF** Did Not Finish  
**ZFP** Z Flag Penalty - 20% penalty under **SCP** Took a Scoring Penalty under WS rul **STP** Standard Penalty (a penalty applied b **UFD** "U" Flag Disqualification (Disqualificat



## Results

Course:	10
Air Temperature:	24
Humidity:	73%
Sea State:	Wavy

	Start	Finish
Wind direction:	330	
Wind speed (kts):	16	
Elapsed time of first boat:		

Rank	Sail Num	Name	Country	Sailor ID	Finish	Race Points
1	40	MAZELLA Axel	FRA		1	1
2	41	TARADIN Denis	CYP		2	2
3	34	DOLENC Martin	CRO		3	3
4	33	NOCHER Maxime	FRA		4	4
5	35	MARX Flavio	ITA		5	5
6	20	BRASILI Alessio	ITA		6	6
7	36	BEN ALI Youssef	TUN		DNC	8

### LEGEND

**BFD** Black Flag Disqualification - Disqualifi **DNC** Did Not Come - Did not come to the s **DNE** Disqualification (other than DGM) not **DNF** Did Not Finish  
**ZFP** Z Flag Penalty - 20% penalty under **SCP** Took a Scoring Penalty under WS rul **STP** Standard Penalty (a penalty applied b **UFD** "U" Flag Disqualification (Disqualificat



### Entry List by Event

CTRY	Name	Position	Date of Birth
CRO - Croatia	DOLENC Martin		2 MAY 2000
CYP - Cyprus	TARADIN Denis		25 NOV 1996
FRA - France	MAZELLA Axel		10 DEC 1997
FRA - France	NOCHER Maxime		2 JUN 1994
ITA - Italy	BRASILI Alessio		30 NOV 1992
ITA - Italy	MARX Flavio		5 OCT 2003
TUN - Tunisia	BEN ALI Youssef		4 APR 1988



## Number of Entries by Country

As of SAT 9 SEP 2023

Code	Country	Entries by Event		Number of Athletes		
		KITE	KITE	Men	Women	Total
CRO	Croatia	1	1	1	1	2
CYP	Cyprus	1		1	0	1
FRA	France	2	2	2	2	4
GRE	Greece		1	0	1	1
ITA	Italy	2	2	2	2	4
TUN	Tunisia	1		1	0	1
	Total: 6	7	6	7	6	13

### LEGEND

F Women

M Men

-





## Competition Schedule

As of MON 11 SEP 2023

Date	Start Time	Event	
SUN 10 SEP 2023	14:00	Men's Kite Event Race 1 Race 1	
	14:15	Women's Kite Event Race 1 Race 1	
	14:30	Men's Kite Event Race 2 Race 2	
	14:45	Women's Kite Event Race 2 Race 2	
	15:00	Men's Kite Event Race 3 Race 3	
	15:15	Women's Kite Event Race 3 Race 3	
	15:30	Men's Kite Event Race 4 Race 4	
	15:45	Women's Kite Event Race 4 Race 4	
	TUE 12 SEP 2023	12:00	Men's Kite Event Race 5 Race 5
		12:15	Women's Kite Event Race 5 Race 5
12:30		Men's Kite Event Race 6 Race 6	
12:45		Women's Kite Event Race 6 Race 6	
13:00		Men's Kite Event Race 7 Race 7	
13:15		Women's Kite Event Race 7 Race 7	
13:30		Men's Kite Event Race 8 Race 8	
13:45		Women's Kite Event Race 8 Race 8	
14:00		Men's Kite Event Race 9 Race 9	
14:15		Women's Kite Event Race 9 Race 9	
14:30	Men's Kite Event Race 10 Race 10		
14:45	Women's Kite Event Race 10 Race 10		

# BEACH SOCCER

RESULTS  
BOOK

3<sup>rd</sup>

MEDITERRANEAN  
BEACH GAMES



HERAKLION





### Medallists by event

As of TUE 12 SEP 2023 at 22:34

Event	Date	Medal	Name	CTRY Code
Men	TUE 12 SEP 2023	Gold	<b>SPAIN</b> DONAIRE LOPEZ Francisco Jesus RIGAUD FERNANDEZ Antonio SANCHEZ GONZALEZ Jose Maria ARIAS CASTILLO Jose Manuel ARDIL NAVARRO David BATIS EL ASRI Soleiman CABRERA ACOSTA Domingo GARCIA PAREDES Pedro Jose SANTISO MOSQUERA Miguel Angel MAYOR HERNANDEZ Antonio Jose ARDIL NAVARRO Salvador Manuel CAMACHO GONZALEZ Francisco Javier	ESP
		Silver	<b>PORTUGAL</b> COIMBRA Rui LOURENCO Andre TORRES Bruno SANTOS Jordan PINHAL Rodrigo BRILHANTE Ruben SANTOS Bernardo SANTOS Leonardo ANDRADE Elinton PINTADO Miguel LOPES Bernardo REGUFE Ruben	POR



## Medallists by event

As of TUE 12 SEP 2023 at 22:34

Event	Date	Medal	Name	CTRY Code
Men	TUE 12 SEP 2023	Bronze	<b>MOROCCO</b> ABADA Yassir HAKKAR Adhane GHAILANI Mohamed TAIS Mustapha OUBAHRI Adnan EL KRAICHLY Badr BESSAK Souhail EL BIDOURI Amine ZAHRAOUI Reda ABAGLI Ibrahim ELABBASSI Anouar MANAR M'Hamed	MAR





## Competition Officials

As of FRI 8 SEP 2023

Function	Name	Organisation
Technical Delegate	Michele CONTI	ITA - Italy
Referee	Matthieu DOR	FRA - France
	Hany ELERAKY	EGY - Egypt
	Ibrahim MAHGOUN	EGY - Egypt
	Moreno Francesco LONGO	ITA - Italy
	Nikolaos MANOURAS	GRE - Greece
	Georgios FITSAS	GRE - Greece
	Driss LAMGHADAR	MAR - Morocco
	Sergio Filipe GOMES SOARES	POR - Portugal
	Wilson CASTANHEIRA SOARES	POR - Portugal
	PARDEIRO J.	ESP - Spain
	Patricia GOMEZ GOMEZ	ESP - Spain



## Medallists

As of TUE 12 SEP 2023 at 22:33

Gold	Silver	Bronze
<b>ESP - Spain</b>	<b>POR - Portugal</b>	<b>MAR - Morocco</b>
1 DONAIRE LOPEZ Francisco Jesus	2 COIMBRA Rui	1 ABADA Yassir
2 RIGAUD FERNANDEZ Antonio	3 LOURENCO Andre	2 HAKKAR Adnane
3 SANCHEZ GONZALEZ Jose Maria	4 TORRES Bruno	3 GHAILANI Mohamed
4 ARIAS CASTILLO Jose Manuel	5 SANTOS Jordan	4 TAIS Mustapha
5 ARDIL NAVARRO David	6 PINHAL Rodrigo	5 OUBAHRI Adnan
6 BATIS EL ASRI Soleiman	7 BRILHANTE Ruben	6 EL KRAICHLI Badr
7 CABRERA ACOSTA Domingo	10 SANTOS Bernardo	7 BESSAK Souhail
8 GARCIA PAREDES Pedro Jose	11 SANTOS Leonardo	8 EL BIDOURI Amine
9 SANTISO MOSQUERA Miguel Angel	12 ANDRADE Elinton	9 ZAHRAOUI Reda
10 MAYOR HERNANDEZ Antonio Jose	14 PINTADO Miguel	10 ABAGLI Ibrahim
11 ARDIL NAVARRO Salvador Manuel	17 LOPES Bernardo	11 ELABBASSI Anouar
12 CAMACHO GONZALEZ Francisco Javier	22 REGUFE Ruben	12 MANAR M'Hamed



## Team Roster

As of THU 7 SEP 2023 at 19:53

EGY - Egypt

No.	Name	Shirt Name	Pos	Height	Date of Birth	Age	Club
2	HUSSEIN Hassane	HUSSEIN	FW		1 JAN 1991	32	Orange
3	ABDELKODOS Ismaeel	ABDELKODOS	DF		28 JAN 1992	31	Alaealamiyn
4	MOHAMED Ahmed	BORHAM	DF		1 JAN 1990	33	Alsikat Alhadid
5	ALY Moustafa	ALY	DF		27 NOV 1993	29	Almostkbl
7	ALY Elhusseini	RASEHD	FW		28 AUG 1995	28	Alsharqiat Lildukhan
8	SHAABAN Moustafa	SHAABAN	FW		1 NOV 1987	35	Abbes
9	MAHSOUB Haitham	MAHSOUB	FW		1 SEP 1992	31	Alzarqa
10	HASSAN Mohamed	HASSAN	FW		19 OCT 1987	35	Orange
11	ELSHAFEI Abdelrahman	HASSAN	FW		20 OCT 1994	28	Tamiya
12	AHMED Mohamed	AHMED	GK		22 NOV 1994	28	Orange
13	HASSAN Hossam	HOSSAM	FW		13 NOV 1982	40	Alqanah
15	ELTANANI Ibrahim	ELTANANI	GK		10 MAR 1998	25	almirikhi
						<b>Team averages</b>	31.3

Team Colours	Shirts	Shorts
1st	Red	Black
2nd	White	White

Head Coach	ZIEDAN Moustafa
Team Official	DIAB Mohammed
Team Official	AHMED Abbas
Team Official	ISSA Mohamed
Team Official	AHMED Ahmed
Team Official	MONGY Mohamed

### LEGEND

DF	Defender	FW	Forward	GK	Goalkeeper	MF	Midfielder
Pos	Position						





## Team Roster

As of THU 7 SEP 2023 at 19:53

ESP - Spain

No.	Name	Shirt Name	Pos	Height	Date of Birth	Age	Club
1	DONAIRE LOPEZ Francisco Jesus	DONA	GK		16 AUG 1982	41	Rfef
2	RIGAUD FERNANDEZ Antonio	RIGAUD	DF		6 AUG 1997	26	Rfef
3	SANCHEZ GONZALEZ Jose Maria	JOSELITO	DF		8 APR 1997	26	Rfef
4	ARIAS CASTILLO Jose Manuel	ARIAS	DF		4 OCT 1998	24	Rfef
5	ARDIL NAVARRO David	DAVID	FW		11 JAN 1999	24	Rfef
6	BATIS EL ASRI Soleiman	BATIS	FW		15 AUG 2002	21	Rfef
7	CABRERA ACOSTA Domingo	DOMINGO	FW		26 FEB 1998	25	Rfef
8	GARCIA PAREDES Pedro Jose	PEDRO	FW		7 JUL 1996	27	Rfef
9	SANTISO MOSQUERA Miguel Angel	KUMAN	DF		14 SEP 1991	31	Rfef
10	MAYOR HERNANDEZ Antonio Jose	ANTONIO	DF		20 APR 1983	40	Rfef
11	ARDIL NAVARRO Salvador Manuel	CHICKY	FW		17 APR 1988	35	Rfef
12	CAMACHO GONZALEZ Francisco Javier	CAMACHO	GK		25 NOV 1993	29	Rfef
						<b>Team averages</b>	29.1

Team Colours	Shirts	Shorts
1st	Red	Blue
2nd	White	White

Head Coach	MENDEZ LACARCEL Cristian
Team Official	MARTINEZ Adrian
Team Official	SANCHEZ REQUENA Jesus
Team Official	ARCHS ARACIL Salvador

### LEGEND

DF	Defender	FW	Forward	GK	Goalkeeper	MF	Midfielder
Pos	Position						



## Team Roster

As of THU 7 SEP 2023 at 19:53

FRA - France

No.	Name	Shirt Name	Pos	Height	Date of Birth	Age	Club
1	SALAZAR German	SALAZAR	GK		16 MAY 1990	33	Grande Motte Pyramid
2	GOSSELIN Quentin(C)	GOSSELIN	FW		12 APR 1996	27	As Etaples
3	CONSTANT Anthony	CONSTANT	DF		8 APR 1991	32	Minots De Marseille
4	ARTHUPHEL Alexandre	ARTHUPHEL	FW		18 FEB 2002	21	
5	FAYOS Anthony	FAYOS	DF		28 OCT 1986	36	Grande Motte Pyramid
6	GHARBI Aness	GHARBI	DF		21 JUN 2002	21	
7	BELHOMME Jean-Stephane	BELHOMME	DF		19 NOV 1995	27	Grande Motte Pyramid
8	DROUILLET Lucas	DROUILLET	FW		24 OCT 1995	27	
9	VARREL Kylian	VARREL	DF		10 MAY 2003	20	Grande Motte Pyramid
10	BARBOTTI Anthony	BARBOTTI	FW		8 MAR 1988	35	Grande Motte Pyramid
11	BRU Jeremy	BRU	DF		29 NOV 1989	33	Marseille Beach Team
12	GUERIN Theo	GUERIN	GK		23 JAN 1997	26	
						<b>Team averages</b>	28.2

Team Colours	Shirts	Shorts
1st	Blue	Blue
2nd	White	White

Head Coach	BARRABE' Claude
Team Official	HAULT Valentin
Team Official	BALDESI Olivier
Team Official	COSTA Mathieu
Team Official	AUBRY Jean-Marie

### LEGEND

DF	Defender	FW	Forward	GK	Goalkeeper	MF	Midfielder
Pos	Position						



## Team Roster

As of THU 7 SEP 2023 at 19:53

GRE - Greece

No.	Name	Shirt Name	Pos	Height	Date of Birth	Age	Club
1	THOMAS Aristeidis	THOMAS	GK		21 OCT 1986	36	Noc Greece
2	LYMPOUSIS Michail	LYMPOUSIS	DF		14 JAN 1993	30	Noc Greece
3	PALOUMPIS Dimitrios	PALOUMPIS	DF		25 FEB 2003	20	Noc Greece
4	PAPAEFSTRATIOU ARMAG Stratis	STRATIS	DF		12 JUL 1986	37	Noc Greece
5	KARAKASIS Georgios	KARAKASIS	DF		27 AUG 1987	36	Noc Greece
6	GKRITZALIS Spyridon	SPYRIDON	FW		3 NOV 1981	41	Noc Greece
7	KATSOULIS Andreas	KATSOULIS	DF		25 AUG 1993	30	Noc Greece
8	MIKELATOS Dimitrios Alexandros	DIMITRIOS	DF		1 FEB 1988	35	Noc Greece
9	KAFANTARIS Michail	KAFANTARIS	DF		1 APR 1985	38	Noc Greece
10	TRIANAFYLLIDIS Theofilos(C)	TRIANAFYLLIDIS	FW		26 OCT 1974	48	Noc Greece
11	SKOURTAS Ioannis	SKOURTAS	DF		20 DEC 2003	19	Noc Greece
12	TSEKOURAS Adam	TSEKOURAS	GK		6 SEP 2002	21	Noc Greece
<b>Team averages</b>						<b>32.6</b>	

Team Colours	Shirts	Shorts
1st	White	White
2nd	Blue	Blue

Head Coach	SOILEMES Stefanos
Team Official	BAZAROGLOU Kyriakos
Team Official	KOTSIPOULOS Georgios
Team Official	KASDAGLIS Michail
Team Official	PAGONAS Athanasios
Team Official	DANIIL Angelos

### LEGEND

DF	Defender	FW	Forward	GK	Goalkeeper	MF	Midfielder
Pos	Position						



## Team Roster

As of THU 7 SEP 2023 at 19:53

ITA - Italy

No.	Name	Shirt Name	Pos	Height	Date of Birth	Age	Club
1	CARPITA Andrea	CARPITA	GK		27 MAY 1988	35	Club Italia
3	MICELI Alessandro	MICELI	DF		3 NOV 1986	36	Club Italia
4	GENOVALI Gianmarco	GENOVALI	DF		25 MAR 1994	29	Club Italia
7	SCIACCA Fabio	SCIACCA	DF		16 MAY 1989	34	Club Italia
8	FAZZINI Tommaso	FAZZINI	FW		18 MAY 2001	22	Club Italia
9	ZURLO Emmanuele(C)	ZURLO	DF		27 FEB 1988	35	Club Italia
11	GIORDANI Marco	GIORDANI	DF		8 AUG 1997	26	Club Italia
13	BERTACCA Luca	BERTACCA	FW		4 MAY 2001	22	Club Italia
14	SASSARI Samuele	SASSARI	DF		5 JAN 1996	27	Club Italia
19	REMEDI Alessandro	REMEDI	FW		2 NOV 1992	30	Club Italia
20	ALLA Ovidio	ALLA	DF		28 OCT 1996	26	Club Italia
22	CASAPIERI Leandro	CASAPIERI	GK		31 MAR 1994	29	Club Italia
						<b>Team averages</b>	29.3

Team Colours	Shirts	Shorts
1st	Blue	Blue
2nd	White	White
3rd	White	Black

Head Coach	DEL DUCA Emiliano
Team Official	CAIOLO Vito
Team Official	FEUDI Simone
Team Official	ARCOPINTO Ferdinando

### LEGEND

DF	Defender	FW	Forward	GK	Goalkeeper	MF	Midfielder
Pos	Position						



## Team Roster

As of THU 7 SEP 2023 at 19:53

### MAR - Morocco

No.	Name	Shirt Name	Pos	Height	Date of Birth	Age	Club
1	ABADA Yassir	ABADA	GK		26 AUG 1992	31	Maroc
2	HAKKAR Adnane	HAKKAR	DF		30 AUG 2000	23	Maroc
3	GHAILANI Mohamed	GHAILANI	DF		23 JAN 1990	33	Maroc
4	TAIS Mustapha	TAIS	DF		24 JUN 2000	23	Maroc
5	OUBAHRI Adnan	ADNAN	DF		24 SEP 1992	30	Maroc
6	EL KRAICHLY Badr	KRAICHLY	DF		21 OCT 1997	25	Maroc
7	BESSAK Souhail	BESSAK	DF		4 NOV 1998	24	Maroc
8	EL BIDOURI Amine	AMINE	DF		30 SEP 1993	29	Maroc
9	ZAHRAOUI Reda	ZAHRAOUI	DF		7 OCT 1991	31	Maroc
10	ABAGLI Ibrahim	ABAGLI	FW		18 AUG 1995	28	Maroc
11	ELABBASSI Anouar	ELABBASSI	DF		23 JUN 1999	24	Maroc
12	MANAR M'Hamed	MANAR	GK		2 AUG 1999	24	Maroc
						<b>Team averages</b>	27.1

Team Colours	Shirts	Shorts
1st	White	Red
2nd	Red	Green

Team Official	SYLLA Oumar
Team Official	KHOUYA Ahmed Amine
Team Official	AGUIBASSAYE Correa Joseph
Team Official	BENSAID Rabie

#### LEGEND

DF	Defender	FW	Forward	GK	Goalkeeper	MF	Midfielder
Pos	Position						



## Team Roster

As of THU 7 SEP 2023 at 19:53

POR - Portugal

No.	Name	Shirt Name	Pos	Height	Date of Birth	Age	Club
2	COIMBRA Rui	COIMBRA	DF		14 APR 1986	37	Acd Sotao
3	LOURENCO Andre	A.LOURENCO	DF		20 SEP 1995	27	Sc Braga
4	TORRES Bruno(C)	TORRES	DF		21 APR 1980	43	Sc Braga
5	SANTOS Jordan	JORDAN	DF		2 JUL 1991	32	Sc Braga
6	PINHAL Rodrigo	R.PINHAL	DF		10 FEB 1998	25	Cd Nacional
7	BRILHANTE Ruben	RUBEN BRILHANTE	FW		1 DEC 2000	22	Sc Braga
8	SANTOS Bernardo	BE MARTINS	FW		29 DEC 1989	33	Sc Braga
11	SANTOS Leonardo	LEO MARTINS	FW		29 DEC 1989	33	Sc Braga
12	ANDRADE Elinton	ANDRADE	GK		30 MAR 1979	44	Flamengo Bs
14	PINTADO Miguel	M.PINTADO	FW		5 FEB 1993	30	Sc Braga
17	LOPES Bernardo	BERNARDO L.	FW		14 MAR 1997	26	Acd Sotao
22	REGUFE Ruben	RUBEN REGUFE	GK		16 JUL 1990	33	Leixoes Sc
<b>Team averages</b>						<b>32.1</b>	

Team Colours	Shirts	Shorts
1st	Red	Green
2nd	White	White

Head Coach	NARCISO Mario
Team Official	SILVA Jilmar
Team Official	NASCIMENTO Luis
Team Official	FARINHA Eduardo
Team Official	PRATA Alberto

### LEGEND

DF	Defender	FW	Forward	GK	Goalkeeper	MF	Midfielder
Pos	Position						



## Final Standings

As of TUE 12 SEP 2023 at 22:27

Medal	Rank	Team
Gold	1	ESP - Spain
Silver	2	POR - Portugal
Bronze	3	MAR - Morocco
	4	EGY - Egypt
	5	ITA - Italy
	6	FRA - France
	7	GRE - Greece



## Pool standings

As of MON 11 SEP 2023 at 17:36

Group A						Matches					Goals			
Rank		ESP	MAR	FRA	GRE	Played	Won	W ET	W PSO	Lost	For	Against	Diff.	Points
1	ESP	---	7 - 2	2 - 1	5 - 1	3	3	0	0	0	14	4	10	9
2	MAR	2 - 7	---	2 - 0	11 - 3	3	2	0	0	1	15	10	5	6
3	FRA	1 - 2	0 - 2	---	8 - 1	3	1	0	0	2	9	5	4	3
4	GRE	1 - 5	3 - 11	1 - 8	---	3	0	0	0	3	5	24	-19	0

Group B					Matches					Goals			
Rank		POR	EGY	ITA	Played	Won	W ET	W PSO	Lost	For	Against	Diff.	Points
1	POR	---	5 - 3	4 - 4	2	0	1	1	0	9	7	2	3
2	EGY	3 - 5	---	3 - 2	2	1	0	0	1	6	7	-1	3
3	ITA	4 - 4	2 - 3	---	2	0	0	0	2	6	7	-1	0

## Games Schedule

Date	Start Time	Phase	Game	Teams	Result
SAT 9 SEP	09:00	Preliminary Group B	1	EGY - ITA	3-2 (1:0, 0:1, 2:1)
SAT 9 SEP	10:30	Preliminary Group A	2	MAR - ESP	2-7 (1:1, 1:3, 0:3)
SAT 9 SEP	12:00	Preliminary Group A	3	FRA - GRE	8-1 (0:1, 1:0, 7:0)
SUN 10 SEP	14:30	Preliminary Group A	4	ESP - FRA	2-1 (0:0, 0:1, 2:0)
SUN 10 SEP	16:00	Preliminary Group A	5	GRE - MAR	3-11 (1:4, 1:2, 1:5)
SUN 10 SEP	17:30	Preliminary Group B	6	POR - EGY	5-3 AET (2:1, 1:1, 0:1, 2:0)
MON 11 SEP	14:30	Preliminary Group A	7	MAR - FRA	2-0 (0:0, 0:0, 2:0)
MON 11 SEP	16:00	Preliminary Group B	8	POR - ITA	4-4 AET (1:0, 1:1, 1:2, 1:1)
MON 11 SEP	17:30	Preliminary Group A	9	GRE - ESP	1-5 (0:1, 1:2, 0:2)






## Brackets

As of TUE 12 SEP 2023 at 22:27

### Finals





## Brackets

As of TUE 12 SEP 2023 at 22:27



SAT 9 SEP 2023  
Start Time 10:30  
Game Duration: 01:02

**Match Report**  
**MAR vs ESP**  
**2:7 (1:1, 1:3, 0:3)**

**Match Officials:**

**1st Referee:** LONGO M. (ITA)  
**2nd Referee:** Hany ELERAKY (EGY)  
**3rd Referee:** Ibrahim MAHGOUN (EGY)  
**Timekeeper:** Nikolaos MANOURAS (GRE)

**Goal Scored:**

ABADA (MAR) 1st - 9' Action Goal, DAVID (ESP) 1st - 9' Penalty Goal, BATIS (ESP) 2nd - 9' Overhead Goal, DAVID (ESP) 2nd - 8' Action Goal, BESSAK (MAR) 2nd - 7' Action Goal, BATIS (ESP) 2nd - 4' Action Goal, ARIAS (ESP) 3rd - 8' Overhead Goal, JOSELITO (ESP) 3rd - 2' Action Goal, PEDRO (ESP) 3rd - 2' Overhead Goal

**MAR - Morocco**

[1] ABADA Yassir (GK)  
[5] OUBAHRI Adnan  
[6] EL KRAICHLI Badr  
[7] BESSAK Souhail  
[9] ZAHRAOUI Reda  
**Substitutes**  
[2] HAKKAR Adnane  
[3] GHAILANI Mohamed  
[4] TAIS Mustapha  
[8] EL BIDOURI Amine  
[10] ABAGLI Ibrahim  
[11] ELABBASSI Anouar  
[12] MANAR M'Hamed (GK)

**Coach**

**Cautions:**

**Expulsions:**

ABADA (MAR) 1st - 9' Red Card

**ESP - Spain**

[1] DONA (GK)  
[8] GARCIA PAREDES Pedro Jose  
[9] SANTISO MOSQUERA Miguel Angel  
[10] MAYOR HERNANDEZ Antonio Jose  
[11] ARDIL NAVARRO Salvador Manuel  
**Substitutes**  
[2] RIGAUD FERNANDEZ Antonio  
[3] SANCHEZ GONZALEZ Jose Maria  
[4] ARIAS CASTILLO Jose Manuel  
[5] ARDIL NAVARRO David  
[6] BATIS EL ASRI Soleiman  
[7] CABRERA ACOSTA Domingo  
[12] CAMACHO (GK)

**Coach** MENDEZ LACARCEL Cristian



SAT 9 SEP 2023  
Start Time 10:30  
Game Duration: 01:02

**Match Report**  
**MAR vs ESP**  
2:7 (1:1, 1:3, 0:3)

**MAR - Morocco**

28  
14  
5  
0  
0  
0  
0  
0  
0  
0  
0  
0  
1

**STATISTICS**

Shots  
Shots on Goal  
Fouls  
Corner Kicks  
Free Kicks  
Penalty Kicks  
Offsides  
Own Goals  
Yellow Cards (Cautions)  
Expulsions (2nd Yellow)  
Red Cards (Expulsions)  
Ball Possession  
Actual Playing Time

**ESP - Spain**

36  
18  
0  
3  
5  
1  
0  
0  
0  
0  
0  
0

**MAR - Morocco**

No.	Name	Pos	Min	GF	GA	SG/S	PK	OH	Fouls		Y	Red Cards	
									FC	FS		2Y=R	R
1	ABADA Yassir	GK	4	1		1/1			1				1
5	OUBAHRI Adnan	DF	20			1/1							
6	EL KRAICHLI Badr	DF	16			2/3							
7	BESSAK Souhail	DF	17	1		1/5		0/3	2				
9	ZAHRAOUI Reda	DF	19			1/2							
<b>Substitutes</b>													
2	HAKKAR Adnane	DF	5			0/1		0/1					
3	GHAILANI Mohamed	DF	13			1/2			1				
4	TAIS Mustapha	DF	8			0/1							
8	EL BIDOURI Amine	DF	17			4/7			1				
10	ABAGLI Ibrahim	FW	17			1/1							
11	ELABBASSI Anouar	DF	14			2/4							
12	MANAR M'Hamed	GK	32		7								
<b>Totals</b>				2	7	14/28		0/4	5				1

**ESP - Spain**

No.	Name	Pos	Min	GF	GA	SG/S	PK	OH	Fouls		Y	Red Cards	
									FC	FS		2Y=R	R
1	DONAIRE LOPEZ Francisco Jesus	GK	34		2	1/3							
8	GARCIA PAREDES Pedro Jose	FW	27	1		1/3		1/1					
9	SANTISO MOSQUERA Miguel Angel	DF	19			1/4							
10	MAYOR HERNANDEZ Antonio Jose	DF	21			1/5		0/1		1			
11	ARDIL NAVARRO Salvador Manuel	FW	22			4/4		0/3					
<b>Substitutes</b>													
2	RIGAUD FERNANDEZ Antonio	DF	4										
3	SANCHEZ GONZALEZ Jose Maria	DF	4	1		1/2							
4	ARIAS CASTILLO Jose Manuel	DF	10	1		2/5		1/1					
5	ARDIL NAVARRO David	FW	15	2		4/5	1/1			2			
6	BATIS EL ASRI Soleiman	FW	12	2		2/4		1/2					
7	CABRERA ACOSTA Domingo	FW	11			1/1		0/1					
12	CAMACHO GONZALEZ Francisco Javier	GK	2										
<b>Totals</b>				7	2	18/36	1/1	3/9		5			

**LEGEND**

#NOM Time when player substituted in (C) Captain 2Y=R 2nd Yellow = Red Card AET After Extra Time  
 DF Defender FC Fouls Committed FS Fouls Suffered FW Forward  
 GA Goals Against GF Goals for GK Goalkeeper MF Midfielder  
 Min Minutes Played -nn Time when player substituted out PK Penalty Kicks (Goals/Shots) PSO Penalty Shoot-out  
 R Red Cards (Expulsions) SG/S Shots on Goal/Shots Y Yellow Card



SAT 9 SEP 2023  
Start Time 12:00  
Game Duration: 01:00

**Match Report**  
**FRA vs GRE**  
**8:1 (0:1, 1:0, 7:0)**

**Match Officials:**

**1st Referee:** CASTANHEIRA W. (POR)  
**2nd Referee:** GOMES SOARES S. (POR)  
**3rd Referee:** GOMEZ GOMEZ P. (ESP)  
**Timekeeper:** PARDEIRO J. (ESP)

**Goal Scored:**

SKOURTAS (GRE) 1st - 3' Goal Free Kick, BARBOTTI (FRA) 2nd - 6' Action Goal, GHARBI (FRA) 3rd - 9' Overhead Goal, CONSTANT (FRA) 3rd - 8' Action Goal, BELHOMME (FRA) 3rd - 7' Action Goal, DROUILLET (FRA) 3rd - 3' Action Goal, BRU (FRA) 3rd - 2' Action Goal, GUERIN (FRA) 3rd - 1' Action Goal, BELHOMME (FRA) 3rd - 1' Action Goal

**FRA - France**

[2] GOSSELIN Quentin (C)  
[5] FAYOS Anthony  
[7] BELHOMME Jean-Stephane  
[10] BARBOTTI Anthony  
[12] GUERIN Theo (GK)

**Substitutes**

[1] SALAZAR German (GK)  
[3] CONSTANT Anthony  
[4] ARTUPHEL Alexandre  
[6] GHARBI Aness  
[8] DROUILLET Lucas  
[9] VARREL Kylian  
[11] BRU Jeremy

**Coach** BARRABE' Claude

**Cautions:**

FAYOS (FRA) 1st - 3' , GOSSELIN (FRA) 3rd - 7'

**GRE - Greece**

[1] THOMAS Aristeidis (GK)  
[2] LYMPOUSIS Michail  
[4] PAPAEFSTRATIOU ARMAG Stratis  
[5] KARAKASIS Georgios  
[8] KAFANTARIS Michail

**Substitutes**

[3] PALOUMPIS Dimitrios  
[6] GKRTZALIS Spyridon  
[7] KATSOULIS Andreas  
[9] MIKELATOS Dimitrios Alexandros  
[10] TRIANTAFYLIDIS Theofilos (C)  
[11] SKOURTAS Ioannis  
[12] TSEKOURAS Adam (GK)

**Coach** SOILEMES Stefanos

**Expulsions:**



SAT 9 SEP 2023  
Start Time 12:00  
Game Duration: 01:00

**Match Report**  
**FRA vs GRE**  
**8:1 (0:1, 1:0, 7:0)**

**FRA - France**

40  
15  
5  
3  
6  
0  
0  
0  
2  
0  
0

**STATISTICS**

Shots  
Shots on Goal  
Fouls  
Corner Kicks  
Free Kicks  
Penalty Kicks  
Offsides  
Own Goals  
Yellow Cards (Cautions)  
Expulsions (2nd Yellow)  
Red Cards (Expulsions)  
Ball Possession  
Actual Playing Time

**GRE - Greece**

26  
12  
6  
4  
5  
0  
0  
0  
0  
0  
0

**FRA - France**

No.	Name	Pos	Min	GF	GA	SG/S	PK	OH	Fouls		Y	Red Cards	
									FC	FS		2Y=R	R
2	GOSELIN Quentin (C)	FW	26			2/5		0/1	1	2	1		
5	FAYOS Anthony	DF	28			0/2			3		1		
7	BELHOMME Jean-Stephane	DF	26	2		3/11		0/3		2			
10	BARBOTTI Anthony	FW	22	1		2/4							
12	GUERIN Theo	GK	36	1	1	1/4							
<b>Substitutes</b>													
3	CONSTANT Anthony	DF	14	1		2/4							
4	ARTUPHEL Alexandre	FW	2										
6	GHARBI Aness	DF	4	1		1/1		1/1	1				
8	DROUILLET Lucas	FW	11	1		3/4		0/1		1			
9	VARREL Kylian	DF	9			0/2							
11	BRU Jeremy	DF	17	1		1/3				1			
<b>Totals</b>				8	1	15/40		1/6	5	6	2		

**GRE - Greece**

No.	Name	Pos	Min	GF	GA	SG/S	PK	OH	Fouls		Y	Red Cards	
									FC	FS		2Y=R	R
1	THOMAS Aristeidis	GK	25		7	2/2							
2	LYMPOUSIS Michail	DF	18										
4	PAPAEFSTRATIOU ARMAG Stratis	DF	18			1/2			1				
5	KARAKASIS Georgios	DF	23										
8	KAFANTARIS Michail	DF	15			0/3		0/1	1	1			
<b>Substitutes</b>													
3	PALOUMPIS Dimitrios	DF	12						1	1			
6	GKRITZALIS Spyridon	FW	22			0/2							
7	KATSOULIS Andreas	DF	17			3/4		0/1	3	1			
9	MIKELATOS Dimitrios Alexandros	DF	6			2/5							
10	TRIANAFYLLIDIS Theofilos (C)	FW	10			1/2		0/1					
11	SKOURTAS Ioannis	DF	13	1		3/5		0/1		2			
12	TSEKOURAS Adam	GK	11		1	0/1							
<b>Totals</b>				1	8	12/26		0/4	6	5			

**LEGEND**

**#NOM** Time when player substituted in (C) Captain 2Y=R 2nd Yellow = Red Card AET After Extra Time  
**DF** Defender FC Fouls Committed FS Fouls Suffered FW Forward  
**GA** Goals Against GF Goals for GK Goalkeeper MF Midfielder  
**Min** Minutes Played -nn Time when player substituted out PK Penalty Kicks (Goals/Shots) PSO Penalty Shoot-out  
**R** Red Cards (Expulsions) SG/S Shots on Goal/Shots Y Yellow Card



SUN 10 SEP 2023  
Start Time 14:30  
Game Duration: 01:01

**Match Report**  
**ESP vs FRA**  
**2:1 (0:0, 0:1, 2:0)**

**Match Officials:**

**1st Referee:** GOMES SOARES S. (POR)  
**2nd Referee:** LONGO M. (ITA)  
**3rd Referee:** Hany ELERAKY (EGY)  
**Timekeeper:** Nikolaos MANOURAS (GRE)

**Goal Scored:**

VARREL (FRA) 2nd - 12' Action Goal, CHICKY (ESP) 3rd - 10' Action Goal, DAVID (ESP) 3rd - 4' Action Goal

**ESP - Spain**

[1] DONAIRE LOPEZ Francisco Jesus (GK)  
[5] ARDIL NAVARRO David  
[8] GARCIA PAREDES Pedro Jose  
[10] MAYOR HERNANDEZ Antonio Jose  
[11] ARDIL NAVARRO Salvador Manuel

**Substitutes**

[2] RIGAUD FERNANDEZ Antonio  
[3] SANCHEZ GONZALEZ Jose Maria (C)  
[4] ARIAS CASTILLO Jose Manuel  
[6] BATIS EL ASRI Soleiman  
[7] CABRERA ACOSTA Domingo  
[9] SANTISO MOSQUERA Miguel Angel  
[12] CAMACHO GONZALEZ Francisco Javier (GK)

**Coach** MENDEZ LACARCEL Cristian

**FRA - France**

[1] SALAZAR German (GK)  
[2] GOSELIN Quentin (C)  
[7] BELHOMME Jean-Stephane  
[9] VARREL Kylian  
[10] BARBOTTI Anthony

**Substitutes**

[3] CONSTANT Anthony  
[4] ARTUPHEL Alexandre  
[5] FAYOS Anthony  
[6] GHARBI Aness  
[8] DROUILLET Lucas  
[11] BRU Jeremy  
[12] GUERIN Theo (GK)

**Coach** BARRABE' Claude

**Cautions:**

DROUILLET (FRA) 1st - 1' , DONA (ESP) 3rd - 2'

**Expulsions:**



SUN 10 SEP 2023  
Start Time 14:30  
Game Duration: 01:01

**Match Report**  
**ESP vs FRA**  
2:1 (0:0, 0:1, 2:0)

**ESP - Spain**

39  
11  
1  
7  
9  
0  
0  
0  
1  
0  
0

**STATISTICS**

Shots  
Shots on Goal  
Fouls  
Corner Kicks  
Free Kicks  
Penalty Kicks  
Offsides  
Own Goals  
Yellow Cards (Cautions)  
Expulsions (2nd Yellow)  
Red Cards (Expulsions)  
Ball Possession  
Actual Playing Time

**FRA - France**

23  
10  
9  
2  
1  
0  
0  
0  
1  
0  
0

**ESP - Spain**

No.	Name	Pos	Min	GF	GA	SG/S	PK	OH	Fouls		Y	Red Cards	
									FC	FS		2Y=R	R
1	DONAIRE LOPEZ Francisco Jesus	GK	36		1	1/6					1		
5	ARDIL NAVARRO David	FW	19	1		2/7		0/3		1			
8	GARCIA PAREDES Pedro Jose	FW	21			2/2							
10	MAYOR HERNANDEZ Antonio Jose	DF	22			3/5				2			
11	ARDIL NAVARRO Salvador Manuel	FW	23	1		1/8				1			
<b>Substitutes</b>													
2	RIGAUD FERNANDEZ Antonio	DF	1										
3	SANCHEZ GONZALEZ Jose Maria (C)	DF	11			0/2							
4	ARIAS CASTILLO Jose Manuel	DF	18			1/3				4			
6	BATIS EL ASRI Soleiman	FW	14			0/2		0/1	1				
7	CABRERA ACOSTA Domingo	FW	4			0/1		0/1					
9	SANTISO MOSQUERA Miquel Angel	DF	19			1/3							
<b>Totals</b>				2	1	11/39		0/5	1	8	1		

**FRA - France**

No.	Name	Pos	Min	GF	GA	SG/S	PK	OH	Fouls		Y	Red Cards	
									FC	FS		2Y=R	R
1	SALAZAR German	GK	33		1	1/1							
2	GOSELIN Quentin (C)	FW	24			0/2							
7	BELHOMME Jean-Stephane	DF	26			4/9		0/2	1	1			
9	VARREL Kylian	DF	18	1		1/1			2				
10	BARBOTTI Anthony	FW	20			1/3		0/1					
<b>Substitutes</b>													
3	CONSTANT Anthony	DF	16										
4	ARTUPHEL Alexandre	FW	0										
5	FAYOS Anthony	DF	11						1				
6	GHARBI Aness	DF	3						3				
8	DROUILLET Lucas	FW	20			0/3			1		1		
11	BRU Jeremy	DF	16			3/3			1				
12	GUERIN Theo	GK	3		1	0/1							
<b>Totals</b>				1	2	10/23		0/3	9	1	1		

**LEGEND**

#NOM Time when player substituted in (C) Captain 2Y=R 2nd Yellow = Red Card AET After Extra Time  
DF Defender FC Fouls Committed FS Fouls Suffered FW Forward  
GA Goals Against GF Goals for GK Goalkeeper MF Midfielder  
Min Minutes Played -nn Time when player substituted out PK Penalty Kicks (Goals/Shots) PSO Penalty Shoot-out  
R Red Cards (Expulsions) SG/S Shots on Goal/Shots Y Yellow Card





SUN 10 SEP 2023  
Start Time 16:00  
Game Duration: 01:01

**Match Report**  
**GRE vs MAR**  
**3:11 (1:4, 1:2, 1:5)**

**Match Officials:**

**1st Referee:** CASTANHEIRA W. (POR)  
**2nd Referee:** Ibrahim MAHGOUB (EGY)  
**3rd Referee:** Hany ELERAKY (EGY)  
**Timekeeper:** GOMEZ GOMEZ P. (ESP)

**Goal Scored:**

BESSAK (MAR) 1st - 12' Overhead Goal, KATSOU LIS (GRE) 1st - 11' Action Goal, ABAGLI (MAR) 1st - 7' Action Goal, KRAICHLY (MAR) 1st - 3' Overhead Goal, ELABBASSI (MAR) 1st - 2' Action Goal, BESSAK (MAR) 2nd - 7' Head Goal, GHAILANI (MAR) 2nd - 5' Action Goal, LYMPOUSIS (GRE) 2nd - 4' Overhead Goal, ADNAN (MAR) 3rd - 12' Action Goal, ADNAN (MAR) 3rd - 7' Goal Free Kick, TAIS (MAR) 3rd - 3' Action Goal, LYMPOUSIS (GRE) 3rd - 3' Goal Free Kick, KRAICHLY (MAR) 3rd - 1' Action Goal, ZAHRAOUI (MAR) 3rd - Action Goal

**GRE - Greece**

[1] THOMAS Aristeidis (GK)  
[4] PAPA EFSTRATIOU ARMAG Stratis  
[7] KATSOU LIS Andreas  
[10] TRIANTAFYLLIDIS Theofilos (C)  
[11] SKOURTAS Ioannis

**Substitutes**

[2] LYMPOUSIS Michail  
[3] PALOUMPIS Dimitrios  
[5] KARAKASIS Georgios  
[6] GK RITZALIS Spyridon  
[8] MIKELATOS Dimitrios Alexandros  
[9] KAFANTARIS Michail  
[12] TSEKOURAS Adam (GK)

**Coach** SOILEMES Stefanos

**MAR - Morocco**

[3] GHAILANI Mohamed  
[5] OUBAHRI Adnan  
[7] BESSAK Souhail  
[10] ABAGLI Ibrahim  
[12] MANAR M'Hamed (GK)

**Substitutes**

[2] HAKKAR Adnane  
[4] TAIS Mustapha  
[6] EL KRAICHLY Badr  
[8] EL BIDOURI Amine  
[9] ZAHRAOUI Reda  
[11] ELABBASSI Anouar

**Coach**

**Cautions:**

PALOUMPIS (GRE) 2nd - 5', SPYRIDON (GRE) 2nd - 2', KATSOU LIS (GRE) 3rd - 5'

**Expulsions:**

SPYRIDON (GRE) 3rd - 3' 2nd Yellow Card



SUN 10 SEP 2023  
Start Time 16:00  
Game Duration: 01:01

**Match Report**  
**GRE vs MAR**  
3:11 (1:4, 1:2, 1:5)

**GRE - Greece**

28  
11  
3  
5  
6  
0  
0  
0  
3  
1  
0

**STATISTICS**

Shots  
Shots on Goal  
Fouls  
Corner Kicks  
Free Kicks  
Penalty Kicks  
Offsides  
Own Goals  
Yellow Cards (Cautions)  
Expulsions (2nd Yellow)  
Red Cards (Expulsions)  
Ball Possession  
Actual Playing Time

**MAR - Morocco**

51  
25  
6  
5  
3  
0  
0  
0  
0  
0  
0

**GRE - Greece**

No.	Name	Pos	Min	GF	GA	SG/S	PK	OH	Fouls		Y	Red Cards	
									FC	FS		2Y=R	R
1	THOMAS Aristeidis	GK	20		7	2/4							
4	PAPAEFSTRATIOU ARMAG Stratis	DF	22			0/1		0/1		1			
7	KATSOUKIS Andreas	DF	20	1		3/6			1	2	1		
10	TRIANAFYLLIDIS Theofilos (C)	FW	16			1/3		0/1					
11	SKOURTAS Ioannis	DF	16			3/5		0/3					
<b>Substitutes</b>													
2	LYMPOUSIS Michail	DF	13	2		2/4		1/1		2			
3	PALOUMPIS Dimitrios	DF	18			0/1			1	1	1		
5	KARAKASIS Georgios	DF	1										
6	GKRITZALIS Spyridon	FW	19			0/2		0/1			1	1	
8	MIKELATOS Dimitrios Alexandros	DF	15			0/2		0/1	1				
12	TSEKOURAS Adam	GK	16		4								
<b>Totals</b>				3	11	11/28		1/8	3	6	3	1	

**MAR - Morocco**

No.	Name	Pos	Min	GF	GA	SG/S	PK	OH	Fouls		Y	Red Cards	
									FC	FS		2Y=R	R
3	GHAHLANI Mohamed	DF	16	1		2/3				1			
5	OUBAHRI Adnan	DF	17	1		1/5			1				
7	BESSAK Souhail	DF	12	2		4/7		1/2					
10	ABAGLI Ibrahim	FW	17	1		2/2			2				
12	MANAR M'Hamed	GK	36		3	1/3							
<b>Substitutes</b>													
2	HAKKAR Adnane	DF	2						1				
4	TAIS Mustapha	DF	9	1		1/2							
6	EL KRAICHLI Badr	DF	17	3		7/9		1/1		1			
8	EL BIDOURI Amine	DF	22	1		4/8				1			
9	ZAHRAOUI Reda	DF	17			0/7			2				
11	ELABBASSI Anouar	DF	14	1		3/5		0/1					
<b>Totals</b>				11	3	25/51		2/4	6	3			

**LEGEND**

#NOM Time when player substituted in (C) Captain 2Y=R 2nd Yellow = Red Card AET After Extra Time  
DF Defender FC Fouls Committed FS Fouls Suffered FW Forward  
GA Goals Against GF Goals for GK Goalkeeper MF Midfielder  
Min Minutes Played -nn Time when player substituted out PK Penalty Kicks (Goals/Shots) PSO Penalty Shoot-out  
R Red Cards (Expulsions) SG/S Shots on Goal/Shots Y Yellow Card



MON 11 SEP 2023  
Start Time 14:30  
Game Duration: 00:59

**Match Report**  
**MAR vs FRA**  
**2-0 (0:0, 0:0, 2:0)**

**Match Officials:**

**1st Referee:** CASTANHEIRA W. (POR)  
**2nd Referee:** GOMEZ GOMEZ P. (ESP)  
**3rd Referee:** Hany ELERAKY (EGY)  
**Timekeeper:** GOMES SOARES S. (POR)

**Goal Scored:**

ZAHRAOUI (MAR) 3rd - 5' Penalty Goal, ELABBASSI (MAR) 3rd - 3' Action Goal

**MAR - Morocco**

[1] ABADA Yassir (GK)  
[3] GHAILANI Mohamed  
[5] OUBAHRI Adnan  
[7] BESSAK Souhail  
[10] ABAGLI Ibrahim (C)

**Substitutes**

[2] HAKKAR Adnane  
[4] TAIS Mustapha  
[6] EL KRAICHLI Badr  
[8] EL BIDOURI Amine  
[9] ZAHRAOUI Reda  
[11] ELABBASSI Anouar  
[12] MANAR M'Hamed (GK)

**Coach**

**Cautions:**

BESSAK (MAR) 3rd - 9' , BARBOTTI (FRA) 3rd - 6' , GOSELIN (FRA) 3rd - 6' , GUERIN (FRA) 3rd - 3' , BELHOMME (FRA) 3rd - 2'

**Expulsions:**

BESSAK (MAR) 3rd - 2' 2nd Yellow Card

**FRA - France**

[1] SALAZAR German (GK)  
[2] GOSELIN Quentin (C)  
[7] BELHOMME Jean-Stephane  
[9] VARREL Kylian  
[10] BARBOTTI Anthony

**Substitutes**

[3] CONSTANT Anthony  
[4] ARTUPHEL Alexandre  
[5] FAYOS Anthony  
[6] GHARBI Aness  
[8] DROUILLET Lucas  
[11] BRU Jeremy  
[12] GUERIN Theo (GK)

**Coach** BARRABE' Claude



MON 11 SEP 2023  
Start Time 14:30  
Game Duration: 00:59

**Match Report**  
**MAR vs FRA**  
**2-0 (0:0, 0:0, 2:0)**

**MAR - Morocco**

43  
12  
4  
2  
7  
2  
0  
1  
1  
0

**STATISTICS**

Shots  
Shots on Goal  
Fouls  
Corner Kicks  
Free Kicks  
Penalty Kicks  
Own Goals  
Yellow Cards (Cautions)  
Expulsions (2nd Yellow)  
Red Cards (Expulsions)  
Ball Possession  
Actual Playing Time

**FRA - France**

26  
8  
7  
0  
4  
0  
0  
4  
0  
0

**MAR - Morocco**

No.	Name	Pos	Min	GF	GA	SG/S	PK	OH	Fouls		Y	Red Cards	
									FC	FS		2Y=R	R
1	ABADA Yassir	GK	36			3/9				1			
3	GHAILANI Mohamed	DF	22			1/4							
5	OUBAHRI Adnan	DF	13			2/3				1			
7	BESSAK Souhail	DF	15			1/6	0/1	0/1	4	2	1	1	
10	ABAGLI Ibrahim (C)	FW	15			1/3				1			
<b>Substitutes</b>													
2	HAKKAR Adnane	DF	1										
4	TAIS Mustapha	DF	7										
6	EL KRAICHLI Badr	DF	22			0/8							
8	EL BIDOURI Amine	DF	20			1/3							
9	ZAHRAOUI Reda	DF	13	1		2/4	1/1	0/1		1			
11	ELABBASSI Anouar	DF	11	1		1/3							
<b>Totals</b>				2		12/43	1/2	0/2	4	6	1	1	

**FRA - France**

No.	Name	Pos	Min	GF	GA	SG/S	PK	OH	Fouls		Y	Red Cards	
									FC	FS		2Y=R	R
1	SALAZAR German	GK	36		2	2/5			1	1			
2	GOSELIN Quentin (C)	FW	26			1/2		0/1			1		
7	BELHOMME Jean-Stephane	DF	28			2/7			2	1	1		
9	VARREL Kylian	DF	13			1/2							
10	BARBOTTI Anthony	FW	22			0/2			2		1		
<b>Substitutes</b>													
3	CONSTANT Anthony	DF	12			1/3			2	1			
5	FAYOS Anthony	DF	13			0/1		0/1		1			
6	GHARBI Aness	DF	12			0/1							
8	DROUILLET Lucas	FW	6			0/2							
11	BRU Jeremy	DF	16			1/1		0/1					
<b>Totals</b>					2	8/26		0/3	7	4	4		

**LEGEND**

**#NOM** Time when player substituted in (C) Captain 2Y=R 2nd Yellow = Red Card AET After Extra Time  
**DF** Defender FC Fouls Committed FS Fouls Suffered FW Forward  
**GA** Goals Against GF Goals for GK Goalkeeper MF Midfielder  
**Min** Minutes Played -nn Time when player substituted out PK Penalty Kicks (Goals/Shots) PSO Penalty Shoot-out  
**R** Red Cards (Expulsions) SG/S Shots on Goal/Shots Y Yellow Card



MON 11 SEP 2023  
Start Time 17:30  
Game Duration: 00:54

**Match Report**  
**GRE vs ESP**  
**1-5 (0:1, 1:2, 0:2)**

**Match Officials:**

**1st Referee:** Hany ELERAKY (EGY)  
**2nd Referee:** GOMES SOARES S. (POR)  
**3rd Referee:** LONGO M. (ITA)  
**Timekeeper:** CASTANHEIRA W. (POR)

**Goal Scored:**

DOMINGO (ESP) 1st - 3' Action Goal, DOMINGO (ESP) 2nd - 8' Owngoal, ANTONIO (ESP) 2nd - 7' Goal Free Kick, ARIAS (ESP) 2nd - 5' Action Goal, CAMACHO (ESP) 3rd - 6' Action Goal, JOSELITO (ESP) 3rd - 3' Overhead Goal

**GRE - Greece**

**Substitutes**

[1] THOMAS Aristeidis (GK)  
[2] LYMOUSIS Michail  
[3] PALOUMPIS Dimitrios  
[4] PAPAEFSTRATIOU ARMAG Stratis  
[5] KARAKASIS Georgios  
[7] KATSOULIS Andreas  
[8] KAFANTARIS Michail  
[9] MIKELATOS Dimitrios Alexandros  
[10] TRIANTAFYLLIDIS Theofilos (C)  
[11] SKOURTAS Ioannis  
[12] TSEKOURAS Adam (GK)

**Coach** SOILEMES Stefanos

**Cautions:**

RIGAUD (ESP) 2nd - 9' , CHICKY (ESP) 3rd - 11'

**Expulsions:**

**ESP - Spain**

**Substitutes**

[1] DONA (C) (GK)  
[2] RIGAUD FERNANDEZ Antonio  
[3] SANCHEZ GONZALEZ Jose Maria  
[4] ARIAS CASTILLO Jose Manuel  
[5] ARDIL NAVARRO David  
[6] BATIS EL ASRI Soleiman  
[7] CABRERA ACOSTA Domingo  
[8] GARCIA PAREDES Pedro Jose  
[9] SANTISO MOSQUERA Miguel Angel  
[10] MAYOR HERNANDEZ Antonio Jose  
[11] ARDIL NAVARRO Salvador Manuel  
[12] CAMACHO (GK)

**Coach** MENDEZ LACARCEL Cristian



MON 11 SEP 2023  
Start Time 17:30  
Game Duration: 00:54

**Match Report**  
**GRE vs ESP**  
1-5 (0:1, 1:2, 0:2)

**GRE - Greece**

14  
4  
1  
1  
4  
0  
0  
0  
0  
0

**STATISTICS**

Shots  
Shots on Goal  
Fouls  
Corner Kicks  
Free Kicks  
Penalty Kicks  
Own Goals  
Yellow Cards (Cautions)  
Expulsions (2nd Yellow)  
Red Cards (Expulsions)  
Ball Possession  
Actual Playing Time

**ESP - Spain**

27  
13  
4  
2  
1  
0  
1  
2  
0  
0

**GRE - Greece**

No.	Name	Pos	Min	GF	GA	SG/S	PK	OH	Fouls		Y	Red Cards	
									FC	FS		2Y=R	R
<b>Substitutes</b>													
1	THOMAS Aristeidis	GK	6		1	1/1							
2	LYMPOUSIS Michail	DF	20			0/1							
3	PALOUMPIS Dimitrios	DF	17							1			
4	PAPAEFSTRATIOU ARMAG Stratis	DF	25						1				
7	KATSOULIS Andreas	DF	21			1/3				2			
8	KAFANTARIS Michail	DF	20			0/1							
9	MIKELATOS Dimitrios Alexandros	DF	18			1/4							
10	TRIANAFYLLIDIS Theofilos (C)	FW	10										
11	SKOURTAS Ioannis	DF	19			1/4		0/1					
12	TSEKOURAS Adam	GK	30		4					1			
<b>Totals</b>					5	4/14		0/1	1	4			

**ESP - Spain**

No.	Name	Pos	Min	GF	GA	SG/S	PK	OH	Fouls		Y	Red Cards	
									FC	FS		2Y=R	R
<b>Substitutes</b>													
1	DONAIRE LOPEZ Francisco Jesus (C)	GK	6										
2	RIGAUD FERNANDEZ Antonio	DF	12			0/1					1		
3	SANCHEZ GONZALEZ Jose Maria	DF	22	1		3/5		1/2					
4	ARIAS CASTILLO Jose Manuel	DF	11	1		1/2			1				
5	ARDIL NAVARRO David	FW	12			0/2							
6	BATIS EL ASRI Soleiman	FW	11			1/4		0/2	1				
7	CABRERA ACOSTA Domingo	FW	14	1		1/3			1				
8	GARCIA PAREDES Pedro Jose	FW	24			1/1							
9	SANTISO MOSQUERA Miquel Angel	DF	15			1/2		0/1					
10	MAYOR HERNANDEZ Antonio Jose	DF	28	1		3/4		0/1		1			
11	ARDIL NAVARRO Salvador Manuel	FW	15						1		1		
12	CAMACHO GONZALEZ Francisco Javier	GK	30	1		2/3							
<b>Totals</b>				5		13/27		1/6	4	1	2		

**LEGEND**

#NOM Time when player substituted in (C) Captain 2Y=R 2nd Yellow = Red Card AET After Extra Time  
DF Defender FC Fouls Committed FS Fouls Suffered FW Forward  
GA Goals Against GF Goals for GK Goalkeeper MF Midfielder  
Min Minutes Played -nn Time when player substituted out PK Penalty Kicks (Goals/Shots) PSO Penalty Shoot-out  
R Red Cards (Expulsions) SG/S Shots on Goal/Shots Y Yellow Card



SAT 9 SEP 2023  
Start Time 9:00  
Game Duration: 00:56

**Match Report**  
**EGY vs ITA**  
**3:2 (1:0, 0:1, 2:1)**

**Match Officials:**

**1st Referee:** GOMEZ GOMEZ P. (ESP)  
**2nd Referee:** PARDEIRO J. (ESP)  
**3rd Referee:** GOMES SOARES S. (POR)  
**Timekeeper:** Matthieu DOR (FRA)

**Goal Scored:**

HUSSEIN (EGY) 1st - 3' Goal Free Kick, CARPITA (ITA) 2nd - 1' Action Goal, HOSSAM (EGY) 3rd - 11' Action Goal, HASSAN (EGY) 3rd - 6' Action Goal, GIORDANI (ITA) 3rd - 4' Penalty Goal

**EGY - Egypt**

[4] MOHAMED Ahmed  
[8] SHAABAN Moustafa  
[9] MAHSOUB Haitham  
[13] HASSAN Hossam  
[15] ELTANANI Ibrahim (GK)

**Substitutes**

[2] HUSSEIN Hassane  
[3] ABDELKODOS Ismaeel  
[5] ALY Moustafa  
[7] ALY Elhousseini  
[10] HASSAN Mohamed  
[11] ELSHAFEI Abdelrahman  
[12] AHMED Mohamed (GK)

**Coach** ZIEDAN Moustafa

**Cautions:**

RASEHD (EGY) 2nd - 6' , ALY (EGY) 3rd - 4'

**Expulsions:**

**ITA - Italy**

[4] GENOVALI Gianmarco  
[9] ZURLO Emmanuele (C)  
[11] GIORDANI Marco  
[13] BERTACCA Luca  
[22] CASAPIERI Leandro (GK)

**Substitutes**

[1] CARPITA Andrea (GK)  
[3] MICELI Alessandro  
[7] SCIACCA Fabio  
[8] FAZZINI Tommaso  
[14] SASSARI Samuele  
[19] REMEDI Alessandro  
[20] ALLA Ovidio

**Coach** DEL DUCA Emiliano





SAT 9 SEP 2023  
Start Time 9:00  
Game Duration: 00:56

**Match Report**  
**EGY vs ITA**  
**3:2 (1:0, 0:1, 2:1)**

**EGY - Egypt**

25  
9  
3  
1  
0  
0  
0  
0  
0  
2  
0  
0

**STATISTICS**

Shots  
Shots on Goal  
Fouls  
Corner Kicks  
Free Kicks  
Penalty Kicks  
Offsides  
Own Goals  
Yellow Cards (Cautions)  
Expulsions (2nd Yellow)  
Red Cards (Expulsions)  
Ball Possession  
Actual Playing Time

**ITA - Italy**

33  
15  
0  
3  
3  
1  
0  
0  
0  
0  
0  
0

**EGY - Egypt**

No.	Name	Pos	Min	GF	GA	SG/S	PK	OH	Fouls		Y	Red Cards	
									FC	FS		2Y=R	R
4	MOHAMED Ahmed	DF	25			1/2							
8	SHAABAN Moustafa	FW	30			1/4			1				
9	MAHSOUB Haitham	FW	34			1/2		0/1					
13	HASSAN Hossam	FW	14	1		1/3							
15	ELTANANI Ibrahim	GK	36		2	2/2			1				
<b>Substitutes</b>													
2	HUSSEIN Hassane	FW	6	1		1/3			1				
3	ABDELKODOS Ismaeel	DF	3										
5	ALY Moustafa	DF	7			0/1					1		
7	ALY Elhousseini	FW	19			1/3					1		
10	HASSAN Mohamed	FW	14	1		1/5		0/2					
<b>Totals</b>				3	2	9/25		0/3	3		2		

**ITA - Italy**

No.	Name	Pos	Min	GF	GA	SG/S	PK	OH	Fouls		Y	Red Cards	
									FC	FS		2Y=R	R
4	GENOVALI Gianmarco	DF	23			0/2							
9	ZURLO Emmanuele (C)	DF	26		1	2/4		0/1					
11	GIORDANI Marco	DF	15	1		3/5	1/1	0/1		1			
13	BERTACCA Luca	FW	27			1/4				2			
22	CASAPIERI Leandro	GK	36		1	0/2							
<b>Substitutes</b>													
1	CARPITA Andrea	GK	18	1	1	4/4							
3	MICELI Alessandro	DF	17			1/1							
7	SCIACCA Fabio	DF	22			1/4		0/2					
8	FAZZINI Tommaso	FW	19			1/3							
14	SASSARI Samuele	DF	6			0/1							
19	REMEDEI Alessandro	FW	13										
20	ALLA Ovidio	DF	27			2/3		0/1					
<b>Totals</b>				2	3	15/33	1/1	0/5		3			

**LEGEND**

<b>#NOM</b> Time when player substituted in	<b>(C)</b> Captain	<b>2Y=R</b> 2nd Yellow = Red Card	<b>AET</b> After Extra Time
<b>DF</b> Defender	<b>FC</b> Fouls Committed	<b>FS</b> Fouls Suffered	<b>FW</b> Forward
<b>GA</b> Goals Against	<b>GF</b> Goals for	<b>GK</b> Goalkeeper	<b>MF</b> Midfielder
<b>Min</b> Minutes Played	<b>-nn</b> Time when player substituted out	<b>PK</b> Penalty Kicks (Goals/Shots)	<b>PSO</b> Penalty Shoot-out
<b>R</b> Red Cards (Expulsions)	<b>SG/S</b> Shots on Goal/Shots	<b>Y</b> Yellow Card	





SUN 10 SEP 2023  
Start Time 17:30  
Game Duration: 01:04

**Match Report**  
**POR vs EGY**  
**5:3 AET (2:1, 1:1, 0:1, 2:0)**

**Match Officials:**

**1st Referee:** Matthieu DOR (FRA)  
**2nd Referee:** Nikolaos MANOURAS (GRE)  
**3rd Referee:** PARDEIRO J. (ESP)  
**Timekeeper:** LONGO M. (ITA)

**Goal Scored:**

MAHSOUB (EGY) 1st - 6' Action Goal, LEO MARTINS (POR) 1st - 5' Action Goal, BE MARTINS (POR) 1st - 3' Action Goal, ALY (EGY) 2nd - 5' Action Goal, LEO MARTINS (POR) 2nd - 1' Head Goal, JORDAN (POR) 3rd - 2' Owngoal, ANDRADE (POR) ET - 3' Action Goal, A.LOURENCO (POR) ET - 1' Action Goal

**POR - Portugal**

[2] COIMBRA Rui  
[5] SANTOS Jordan  
[10] SANTOS Bernardo  
[11] SANTOS Leonardo  
[12] ANDRADE Elinton (GK)

**Substitutes**

[3] LOURENCO Andre  
[4] TORRES Bruno (C)  
[6] PINHAL Rodrigo  
[7] BRILHANTE Ruben  
[14] PINTADO Miguel  
[17] LOPES Bernardo  
[22] REGUFE Ruben (GK)

**Coach** NARCISO Mario

**Cautions:**

A.LOURENCO (POR) 1st - 2'

**Expulsions:**

**EGY - Egypt**

[4] MOHAMED Ahmed  
[8] SHAABAN Moustafa  
[9] MAHSOUB Haitham  
[13] HASSAN Hossam  
[15] ELTANANI Ibrahim (GK)

**Substitutes**

[2] HUSSEIN Hassane  
[3] ABDELKODOS Ismaeel  
[5] ALY Moustafa  
[7] ALY Elhusseini  
[10] HASSAN Mohamed  
[11] ELSHAFEI Abdelrahman  
[12] AHMED Mohamed (GK)

**Coach** ZIEDAN Moustafa



SUN 10 SEP 2023  
Start Time 17:30  
Game Duration: 01:04

**Match Report**  
**POR vs EGY**  
**5:3 AET (2:1, 1:1, 0:1, 2:0)**

**POR - Portugal**

38  
18  
9  
6  
0  
0  
0  
1  
1  
0  
0

**STATISTICS**

Shots  
Shots on Goal  
Fouls  
Corner Kicks  
Free Kicks  
Penalty Kicks  
Offsides  
Own Goals  
Yellow Cards (Cautions)  
Expulsions (2nd Yellow)  
Red Cards (Expulsions)  
Ball Possession  
Actual Playing Time

**EGY - Egypt**

24  
11  
0  
3  
9  
1  
0  
0  
0  
0  
0

**POR - Portugal**

No.	Name	Pos	Min	GF	GA	SG/S	PK	OH	Fouls		Y	Red Cards	
									FC	FS		2Y=R	R
2	COIMBRA Rui	DF	16										
5	SANTOS Jordan	DF	24			1/4			3				
10	SANTOS Bernardo	FW	26	1		5/7			1				
11	SANTOS Leonardo	FW	25	2		4/8		0/1	2				
12	ANDRADE Elinton	GK	38	1	2	2/7							
<b>Substitutes</b>													
3	LOURENCO Andre	DF	25	1		2/3					1		
4	TORRES Bruno (C)	DF	8										
6	PINHAL Rodrigo	DF	8			1/2							
7	BRILHANTE Ruben	FW	10			1/1							
14	PINTADO Miquel	FW	14			1/4		0/2	3				
17	LOPES Bernardo	FW	7			1/2		0/2					
<b>Totals</b>				5	2	18/38		0/5	9		1		

**EGY - Egypt**

No.	Name	Pos	Min	GF	GA	SG/S	PK	OH	Fouls		Y	Red Cards	
									FC	FS		2Y=R	R
4	MOHAMED Ahmed	DF	20			0/2				1			
8	SHAABAN Moustafa	FW	19			3/4				1			
9	MAHSOUB Haitham	FW	18	1		2/4				2			
13	HASSAN Hossam	FW	12			2/4				1			
15	ELTANANI Ibrahim	GK	12		2	0/1							
<b>Substitutes</b>													
2	HUSSEIN Hassane	FW	25			1/3				1			
3	ABDELKODOS Ismaeel	DF	2										
5	ALY Moustafa	DF	13	1		2/2				1			
7	ALY Elhusseini	FW	23			0/1				1			
10	HASSAN Mohamed	FW	21			1/2	0/1	0/1					
11	ELSHAFEI Abdelrahman	FW	2										
12	AHMED Mohamed	GK	27		3	0/1							
<b>Totals</b>				2	5	11/24	0/1	0/1		8			

**LEGEND**

**#NOM** Time when player substituted in (C) Captain 2Y=R 2nd Yellow = Red Card AET After Extra Time  
**DF** Defender FC Fouls Committed FS Fouls Suffered FW Forward  
**GA** Goals Against GF Goals for GK Goalkeeper MF Midfielder  
**Min** Minutes Played -nn Time when player substituted out PK Penalty Kicks (Goals/Shots) PSO Penalty Shoot-out  
**R** Red Cards (Expulsions) SG/S Shots on Goal/Shots Y Yellow Card



MON 11 SEP 2023  
Start Time 16:00  
Game Duration: 01:24

**Match Report**  
**POR vs ITA**  
**4-4 AET (1:0, 1:1, 1:2, 1:1) PSO 5:4**

**Match Officials:**

**1st Referee:** PARDEIRO J. (ESP)  
**2nd Referee:** Matthieu DOR (FRA)  
**3rd Referee:** Nikolaos MANOURAS (GRE)  
**Timekeeper:** GOMEZ GOMEZ P. (ESP)

**Goal Scored:**

COIMBRA (POR) 1st - 9' Action Goal, GIORDANI (ITA) 2nd - 11' Action Goal, A.LOURENCO (POR) 2nd - 8' Action Goal, LEO MARTINS (POR) 3rd - 11' Action Goal, ALLA (ITA) 3rd - 4' Action Goal, REMEDI (ITA) 3rd - 2' Action Goal, GIORDANI (ITA) ET - 3' Action Goal, JORDAN (POR) ET - 2' Penalty Goal

**POR - Portugal**

[2] COIMBRA Rui  
[5] SANTOS Jordan  
[10] SANTOS Bernardo  
[11] SANTOS Leonardo  
[12] ANDRADE Elinton (GK)

**Substitutes**

[3] LOURENCO Andre  
[4] TORRES Bruno (C)  
[6] PINHAL Rodrigo  
[7] BRILHANTE Ruben  
[14] PINTADO Miguel  
[17] LOPES Bernardo  
[22] REGUFE Ruben (GK)

**Coach** NARCISO Mario

**ITA - Italy**

[4] GENOVALI Gianmarco  
[7] SCIACCA Fabio  
[11] GIORDANI Marco  
[13] BERTACCA Luca  
[22] CASAPIERI Leandro (GK)

**Substitutes**

[1] CARPITA Andrea (GK)  
[3] MICELI Alessandro  
[8] FAZZINI Tommaso  
[9] ZURLO Emmanuele (C)  
[14] SASSARI Samuele  
[19] REMEDI Alessandro  
[20] ALLA Ovidio

**Coach** DEL DUCA Emiliano

**Cautions:**

SCIACCA (ITA) 2nd - 10', JORDAN (POR) 2nd - 10', REMEDI (ITA) 2nd - 9', A.LOURENCO (POR) 2nd - 7', GIORDANI (ITA) 2nd - 7', BE MARTINS (POR) ET - 1', ZURLO (ITA) ET -

**Expulsions:**

**Penalty shoot-out**

**POR - Portugal**

3 LOURENCO Andre	GOAL	1 - 0
2 COIMBRA Rui	GOAL	2 - 1
6 PINHAL Rodrigo	POST	2 - 2
11 SANTOS Leonardo	GOAL	3 - 2
14 PINTADO Miguel	GOAL	4 - 3
10 SANTOS Bernardo	GOAL	5 - 4

**ITA - Italy**

13 BERTACCA Luca	GOAL	1 - 1
11 GIORDANI Marco	GOAL	2 - 2
8 FAZZINI Tommaso	POST	2 - 2
20 ALLA Ovidio	GOAL	3 - 3
9 ZURLO Emmanuele	GOAL	4 - 4
4 GENOVALI Gianmarco	MISSED	5 - 4



MON 11 SEP 2023  
Start Time 16:00  
Game Duration: 01:24

**Match Report**  
**POR vs ITA**  
**4-4 AET (1:0, 1:1, 1:2, 1:1) PSO 5:4**

**POR - Portugal**

38  
17  
7  
4  
3  
1  
0  
3  
0  
0

**STATISTICS**

Shots  
Shots on Goal  
Fouls  
Corner Kicks  
Free Kicks  
Penalty Kicks  
Own Goals  
Yellow Cards (Cautions)  
Expulsions (2nd Yellow)  
Red Cards (Expulsions)  
Ball Possession  
Actual Playing Time

**ITA - Italy**

43  
12  
3  
2  
7  
0  
0  
4  
0  
0

**POR - Portugal**

No.	Name	Pos	Min	GF	GA	SG/S	PK	OH	Fouls		Y	Red Cards	
									FC	FS		2Y=R	R
2	COIMBRA Rui	DF	20	1		2/3			1	1			
5	SANTOS Jordan	DF	27	1		4/9	1/1	0/1		1	1		
10	SANTOS Bernardo	FW	27			1/7			1		1		
11	SANTOS Leonardo	FW	28	1		3/5			3	1			
12	ANDRADE Elinton	GK	37		4	2/4							
<b>Substitutes</b>													
3	LOURENCO Andre	DF	18	1		2/3			1		1		
4	TORRES Bruno (C)	DF	7										
6	PINHAL Rodrigo	DF	7										
7	BRILHANTE Ruben	FW	5			1/2							
14	PINTADO Miquel	FW	11			2/4		0/2	1				
17	LOPES Bernardo	FW	4			0/1							
22	REGUFE Ruben	GK	2										
<b>Totals</b>				4	4	17/38	1/1	0/3	7	3	3		

**ITA - Italy**

No.	Name	Pos	Min	GF	GA	SG/S	PK	OH	Fouls		Y	Red Cards	
									FC	FS		2Y=R	R
4	GENOVAI Gianmarco	DF	21			1/7		0/1	1	1			
7	SCIACCA Fabio	DF	22			0/1		0/1	1		1		
11	GIORDANI Marco	DF	27	2		5/9		0/2		1	1		
13	BERTACCA Luca	FW	37			1/8			1	1			
22	CASAPIERI Leandro	GK	38		4	2/8				1			
<b>Substitutes</b>													
1	CARPITA Andrea	GK	1										
3	MICELI Alessandro	DF	5										
8	FAZZINI Tommaso	FW	14			0/2							
9	ZURLO Emmanuele (C)	DF	9			0/2				1	1		
14	SASSARI Samuele	DF	4			1/2				1			
19	REMEDÌ Alessandro	FW	11	1		1/2					1		
20	ALLA Ovidio	DF	4	1		1/2		0/1					
<b>Totals</b>				4	4	12/43		0/5	3	6	4		

**LEGEND**

**#NOM** Time when player substituted in (C) Captain 2Y=R 2nd Yellow = Red Card AET After Extra Time  
**DF** Defender FC Fouls Committed FS Fouls Suffered FW Forward  
**GA** Goals Against GF Goals for GK Goalkeeper MF Midfielder  
**Min** Minutes Played -nn Time when player substituted out PK Penalty Kicks (Goals/Shots) PSO Penalty Shoot-out  
**R** Red Cards (Expulsions) SG/S Shots on Goal/Shots Y Yellow Card



TUE 12 SEP 2023  
Start Time 20:30  
Game Duration: 01:03

**Match Report**  
**ESP vs POR**  
**3-0 (1:0, 1:0, 1:0)**

**Match Officials:**

**1st Referee:** LONGO M. (ITA)  
**2nd Referee:** Hany ELERAKY (EGY)  
**3rd Referee:** Nikolaos MANOURAS (GRE)  
**Timekeeper:** Matthieu DOR (FRA)

**Goal Scored:**

KUMAN (ESP) 1st - 5' Goal Free Kick, PEDRO (ESP) 2nd - 12' Action Goal, CHICKY (ESP) 3rd - 12' Action Goal

**ESP - Spain**

[1] DONAIRE LOPEZ Francisco Jesus (C) (GK)  
[5] ARDIL NAVARRO David  
[8] GARCIA PAREDES Pedro Jose  
[10] MAYOR HERNANDEZ Antonio Jose  
[11] ARDIL NAVARRO Salvador Manuel

**Substitutes**

[2] RIGAUD FERNANDEZ Antonio  
[3] SANCHEZ GONZALEZ Jose Maria  
[4] ARIAS CASTILLO Jose Manuel  
[6] BATIS EL ASRI Soleiman  
[7] CABRERA ACOSTA Domingo  
[9] SANTISO MOSQUERA Miguel Angel  
[12] CAMACHO GONZALEZ Francisco Javier (GK)

**Coach** MENDEZ LACARCEL Cristian

**POR - Portugal**

[2] COIMBRA Rui  
[5] SANTOS Jordan  
[10] SANTOS Bernardo  
[11] SANTOS Leonardo  
[12] ANDRADE Elinton (GK)

**Substitutes**

[3] LOURENCO Andre  
[4] TORRES Bruno (C)  
[6] PINHAL Rodrigo  
[7] BRILHANTE Ruben  
[14] PINTADO Miguel  
[17] LOPES Bernardo  
[22] REGUFE Ruben (GK)

**Coach** NARCISO Mario

**Cautions:**

JORDAN (POR) 1st - 8' , BERNARDO L. (POR) 1st - 2' , DAVID (ESP) 3rd - 9' , TORRES (POR) 3rd - 5' , BATIS (ESP) 3rd - 5' , ARIAS (ESP) 3rd - 3'

**Expulsions:**



TUE 12 SEP 2023  
Start Time 20:30  
Game Duration: 01:03

**Match Report**  
**ESP vs POR**  
**3-0 (1:0, 1:0, 1:0)**

**ESP - Spain**

33  
15  
7  
7  
4  
1  
0  
3  
0  
0

**STATISTICS**

Shots  
Shots on Goal  
Fouls  
Corner Kicks  
Free Kicks  
Penalty Kicks  
Own Goals  
Yellow Cards (Cautions)  
Expulsions (2nd Yellow)  
Red Cards (Expulsions)  
Ball Possession  
Actual Playing Time

**POR - Portugal**

35  
14  
4  
4  
7  
0  
0  
3  
0  
0

**ESP - Spain**

No.	Name	Pos	Min	GF	GA	SG/S	PK	OH	Fouls		Y	Red Cards	
									FC	FS		2Y=R	R
1	DONAIRE LOPEZ Francisco Jesus (C)	GK	32			1/2							
5	ARDIL NAVARRO David	FW	21			2/5			1	1	1		
8	GARCIA PAREDES Pedro Jose	FW	22	1		2/2							
10	MAYOR HERNANDEZ Antonio Jose	DF	22			2/2		0/1					
11	ARDIL NAVARRO Salvador Manuel	FW	20	1		3/9	0/1	0/5	1	2			
<b>Substitutes</b>													
4	ARIAS CASTILLO Jose Manuel	DF	21			1/5		0/2	2		1		
6	BATIS EL ASRI Soleiman	FW	15			1/3		0/2	1		1		
7	CABRERA ACOSTA Domingo	FW	12			0/2		0/1	1				
9	SANTISO MOSQUERA Miguel Angel	DF	13	1		2/2			1	1			
12	CAMACHO GONZALEZ Francisco Javier	GK	4			1/1							
<b>Totals</b>				3		15/33	0/1	0/11	7	4	3		

**POR - Portugal**

No.	Name	Pos	Min	GF	GA	SG/S	PK	OH	Fouls		Y	Red Cards	
									FC	FS		2Y=R	R
2	COIMBRA Rui	DF	20			0/3				1			
5	SANTOS Jordan	DF	26			2/4				2	1		
10	SANTOS Bernardo	FW	25			4/9		0/1		2			
11	SANTOS Leonardo	FW	26			5/8		0/3					
12	ANDRADE Elinton	GK	25		3	0/2							
<b>Substitutes</b>													
3	LOURENCO Andre	DF	14			0/1			1				
4	TORRES Bruno (C)	DF	6			0/1			1		1		
6	PINHAL Rodrigo	DF	6			0/1				1			
7	BRILHANTE Ruben	FW	6										
14	PINTADO Miguel	FW	10			1/3		0/1	1				
17	LOPES Bernardo	FW	4			1/1		0/1			1		
22	REGUFE Ruben	GK	11			1/2			1	1			
<b>Totals</b>					3	14/35		0/6	4	7	3		

**LEGEND**

<b>#NOM</b> Time when player substituted in	<b>(C)</b> Captain	<b>2Y=R</b> 2nd Yellow = Red Card	<b>AET</b> After Extra Time
<b>DF</b> Defender	<b>FC</b> Fouls Committed	<b>FS</b> Fouls Suffered	<b>FW</b> Forward
<b>GA</b> Goals Against	<b>GF</b> Goals for	<b>GK</b> Goalkeeper	<b>MF</b> Midfielder
<b>Min</b> Minutes Played	<b>-nn</b> Time when player substituted out	<b>PK</b> Penalty Kicks (Goals/Shots)	<b>PSO</b> Penalty Shoot-out
<b>R</b> Red Cards (Expulsions)	<b>SG/S</b> Shots on Goal/Shots	<b>Y</b> Yellow Card	



TUE 12 SEP 2023  
Start Time 16:00  
Game Duration: 00:57

**Match Report**  
**MAR vs EGY**  
**5-3 (0:0, 2:1, 3:2)**

**Match Officials:**

**1st Referee:** GOMES SOARES S. (POR)  
**2nd Referee:** GOMEZ GOMEZ P. (ESP)  
**3rd Referee:** CASTANHEIRA W. (POR)  
**Timekeeper:** PARDEIRO J. (ESP)

**Goal Scored:**

ABDELKODOS (EGY) 2nd - 8' Action Goal, ABAGLI (MAR) 2nd - 6' Action Goal, ZAHRAOUI (MAR) 2nd - 1' Penalty Goal, ABAGLI (MAR) 3rd - 11' Action Goal, SHAABAN (EGY) 3rd - 9' Action Goal, KRAICHLY (MAR) 3rd - 9' Overhead Goal, ZAHRAOUI (MAR) 3rd - 4' Action Goal, ABDELKODOS (EGY) 3rd - 2' Head Goal

**MAR - Morocco**

[1] ABADA Yassir (GK)  
[3] GHAILANI Mohamed  
[5] OUBAHRI Adnan  
[8] EL BIDOURI Amine  
[10] ABAGLI Ibrahim

**Substitutes**

[2] HAKKAR Adnane  
[4] TAIS Mustapha  
[6] EL KRAICHLY Badr  
[7] BESSAK Souhail  
[9] ZAHRAOUI Reda  
[11] ELABBASSI Anouar  
[12] MANAR M'Hamed (GK)

**Coach**

**Cautions:**

AHMED (EGY) 2nd - 1', BORHAM (EGY) 2nd - 1', ADNAN (MAR) 3rd - 9', ZAHRAOUI (MAR) 3rd - 6', ALY (EGY) 3rd - 3', ELABBASSI (MAR) 3rd - 1'

**Expulsions:**

**EGY - Egypt**

[2] HUSSEIN Hassane  
[7] ALY Elhousseini  
[8] SHAABAN Moustafa  
[10] HASSAN Mohamed  
[15] ELTANANI Ibrahim (GK)

**Substitutes**

[3] ABDELKODOS Ismaeel  
[4] MOHAMED Ahmed  
[5] ALY Moustafa  
[9] MAHSOUB Haitham  
[11] ELSHAFEI Abdelrahman  
[12] AHMED Mohamed (GK)  
[13] HASSAN Hossam

**Coach** ZIEDAN Moustafa





TUE 12 SEP 2023  
Start Time 16:00  
Game Duration: 00:57

**Match Report**  
**MAR vs EGY**  
**5-3 (0:0, 2:1, 3:2)**

**MAR - Morocco**

37  
16  
5  
3  
4  
1  
0  
3  
0  
0

**STATISTICS**

Shots  
Shots on Goal  
Fouls  
Corner Kicks  
Free Kicks  
Penalty Kicks  
Own Goals  
Yellow Cards (Cautions)  
Expulsions (2nd Yellow)  
Red Cards (Expulsions)  
Ball Possession  
Actual Playing Time

**EGY - Egypt**

23  
8  
4  
1  
5  
0  
0  
3  
0  
0

**MAR - Morocco**

No.	Name	Pos	Min	GF	GA	SG/S	PK	OH	Fouls		Y	Red Cards	
									FC	FS		2Y=R	R
1	ABADA Yassir	GK	35		3	2/9							
3	GHAILANI Mohamed	DF	20			2/3				1			
5	OUBAHRI Adnan	DF	22			0/1					1		
8	EL BIDOURI Amine	DF	16			0/1							
10	ABAGLI Ibrahim	FW	17	2		3/6		0/1					
<b>Substitutes</b>													
2	HAKKAR Adnane	DF	2										
4	TAIS Mustapha	DF	11			0/2							
6	EL KRAICHLI Badr	DF	21	1		3/5		1/1	1	2			
7	BESSAK Souhail	DF	0										
9	ZAHRAOUI Reda	DF	14	2		5/8	1/1	0/1	1	1	1		
11	ELABBASSI Anouar	DF	13			1/2			3		1		
12	MANAR M'Hamed	GK	1										
<b>Totals</b>				5	3	16/37	1/1	1/3	5	4	3		

**EGY - Egypt**

No.	Name	Pos	Min	GF	GA	SG/S	PK	OH	Fouls		Y	Red Cards	
									FC	FS		2Y=R	R
2	HUSSEIN Hassane	FW	15			0/1				1			
7	ALY Elhusseini	FW	13			1/2		0/1					
8	SHAABAN Moustafa	FW	28	1		2/2							
10	HASSAN Mohamed	FW	13			0/3		0/2					
15	ELTANANI Ibrahim	GK	18		3								
<b>Substitutes</b>													
3	ABDELKODOS Ismaeel	DF	12	2		2/5							
4	MOHAMED Ahmed	DF	19			0/3			1	1	1		
5	ALY Moustafa	DF	10						1		1		
9	MAHSOUB Haitham	FW	17			1/3				1			
12	AHMED Mohamed	GK	18		2	2/2			2	1	1		
13	HASSAN Hossam	FW	15			0/2							
<b>Totals</b>				3	5	8/23		0/3	4	4	3		

**LEGEND**

#NOM Time when player substituted in (C) Captain 2Y=R 2nd Yellow = Red Card AET After Extra Time  
 DF Defender FC Fouls Committed FS Fouls Suffered FW Forward  
 GA Goals Against GF Goals for GK Goalkeeper MF Midfielder  
 Min Minutes Played -nn Time when player substituted out PK Penalty Kicks (Goals/Shots) PSO Penalty Shoot-out  
 R Red Cards (Expulsions) SG/S Shots on Goal/Shots Y Yellow Card





TUE 12 SEP 2023  
Start Time 14:30  
Game Duration: 01:03

**Match Report**  
**FRA vs ITA**  
**3-4 (1:1, 1:2, 1:1)**

**Match Officials:**

**1st Referee:** CASTANHEIRA W. (POR)  
**2nd Referee:** Nikolaos MANOURAS (GRE)  
**3rd Referee:** PARDEIRO J. (ESP)  
**Timekeeper:** Hany ELERAKY (EGY)

**Goal Scored:**

ARTHUPHEL (FRA) 1st - 10' Action Goal, GIORDANI (ITA) 1st - 3' Action Goal, BRU (FRA) 2nd - 12' Action Goal, CARPITA (ITA) 2nd - 4' Action Goal, ALLA (ITA) 2nd - 1' Overhead Goal, GIORDANI (ITA) 3rd - 6' Penalty Goal, BELHOMME (FRA) 3rd - 2' Overhead Goal

**FRA - France**

[2] GOSSELIN Quentin (C)  
[4] ARTUPHEL Alexandre  
[7] BELHOMME Jean-Stephane  
[11] BRU Jeremy  
[12] GUERIN Theo (GK)

**Substitutes**

[1] SALAZAR German (GK)  
[3] CONSTANT Anthony  
[5] FAYOS Anthony  
[6] GHARBI Aness  
[8] DROUILLET Lucas  
[9] VARREL Kylian

**Coach** BARRABE' Claude

**Cautions:**

FAYOS (FRA) 2nd - 9', CONSTANT (FRA) 2nd - 5', BERTACCA (ITA) 2nd - 1', SCIACCA (ITA) 3rd - 12', BRU (FRA) 3rd - 5'

**Expulsions:**

**ITA - Italy**

[4] GENOVALI Gianmarco  
[9] ZURLO Emmanuele (C)  
[11] GIORDANI Marco  
[13] BERTACCA Luca  
[22] CASAPIERI Leandro (GK)

**Substitutes**

[1] CARPITA Andrea (GK)  
[3] MICELI Alessandro  
[7] SCIACCA Fabio  
[8] FAZZINI Tommaso  
[14] SASSARI Samuele  
[19] REMEDI Alessandro  
[20] ALLA Ovidio

**Coach** DEL DUCA Emiliano



TUE 12 SEP 2023  
Start Time 14:30  
Game Duration: 01:03

**Match Report**  
**FRA vs ITA**  
**3-4 (1:1, 1:2, 1:1)**

**FRA - France**

31  
10  
5  
3  
8  
1  
0  
3  
0  
0

**STATISTICS**

Shots  
Shots on Goal  
Fouls  
Corner Kicks  
Free Kicks  
Penalty Kicks  
Own Goals  
Yellow Cards (Cautions)  
Expulsions (2nd Yellow)  
Red Cards (Expulsions)  
Ball Possession  
Actual Playing Time

**ITA - Italy**

39  
19  
8  
8  
5  
1  
0  
2  
0  
0

**FRA - France**

No.	Name	Pos	Min	GF	GA	SG/S	PK	OH	Fouls		Y	Red Cards	
									FC	FS		2Y=R	R
2	GOSELIN Quentin (C)	FW	22			1/3			1	1			
4	ARTUPHEL Alexandre	FW	23	1		1/2		0/1		1			
7	BELHOMME Jean-Stephane	DF	24	1		4/8	0/1	1/2	1	2			
11	BRU Jeremy	DF	25	1		2/6				1	1		
12	GUERIN Theo	GK	36		4	1/4				1			
<b>Substitutes</b>													
3	CONSTANT Anthony	DF	19			0/2				1	1		
5	FAYOS Anthony	DF	18			1/1			1	1	1		
6	GHARBI Aness	DF	9			0/2		0/1	1				
8	DROUILLET Lucas	FW	9			0/1							
9	VARREL Kylian	DF	9			0/2		0/1	1				
<b>Totals</b>				3	4	10/31	0/1	1/5	5	8	3		

**ITA - Italy**

No.	Name	Pos	Min	GF	GA	SG/S	PK	OH	Fouls		Y	Red Cards	
									FC	FS		2Y=R	R
4	GENOVALI Gianmarco	DF	18			1/4		0/1	1				
9	ZURLO Emmanuele (C)	DF	26			1/7		0/4	1				
11	GIORDANI Marco	DF	21	2		7/9	1/1	0/1	1	3			
13	BERTACCA Luca	FW	18			0/1			1		1		
22	CASAPIERI Leandro	GK	26		3	1/2							
<b>Substitutes</b>													
1	CARPITA Andrea	GK	10	1		2/2							
3	MICELI Alessandro	DF	20			1/2		0/1					
7	SCIACCA Fabio	DF	20			1/2			3		1		
8	FAZZINI Tommaso	FW	13			1/1							
14	SASSARI Samuele	DF	7			0/2		0/1					
19	REMEDI Alessandro	FW	18			1/3		0/1	1	1			
20	ALLA Ovidio	DF	9	1		3/4		1/2		1			
<b>Totals</b>				4	3	19/39	1/1	1/11	8	5	2		

**LEGEND**

**#NOM** Time when player substituted in (C) Captain 2Y=R 2nd Yellow = Red Card AET After Extra Time  
**DF** Defender FC Fouls Committed FS Fouls Suffered FW Forward  
**GA** Goals Against GF Goals for GK Goalkeeper MF Midfielder  
**Min** Minutes Played -nn Time when player substituted out PK Penalty Kicks (Goals/Shots) PSO Penalty Shoot-out  
**R** Red Cards (Expulsions) SG/S Shots on Goal/Shots Y Yellow Card



## Cumulative Statistics

As of TUE 12 SEP 2023 at 22:28

EGY - Egypt

Including Game 12

No.	Name	Pos.	MP	AS	GF	GA	SG/S	PK	OH	Fouls		Y	Red Cards	
										FC	FS		2Y=R	R
2	HUSSEIN Hassane	FW	3		1		2/7			1	2			
3	ABDELKODOS Ismaeel	DF	3		2		2/5							
4	MOHAMED Ahmed	DF	3				1/7			1	2	1		
5	ALY Moustafa	DF	3		1		2/3			1	1	2		
7	ALY Elhusseini	FW	3				2/6		0/1		1	1		
8	SHAABAN Moustafa	FW	3		1		6/10			1	1			
9	MAHSOUB Haitham	FW	3		1		4/9		0/1		3			
10	HASSAN Mohamed	FW	3		1		2/10	0/1	0/5					
11	ELSHAFEI Abdelrahman	FW	3											
12	AHMED Mohamed	GK	3			5	2/3			2	1	1		
13	HASSAN Hossam	FW	3		1		3/9				1			
15	ELTANANI Ibrahim	GK	3			7	2/3			1				
<b>Totals</b>					8	12	28/72	0/1	0/7	7	12	5		

Corner Kicks: 5

Penalty Kicks Against (Goal/Shots): 0/1

Free Kicks: 1

Own Goals: 0

Own Goals Against: 1

### LEGEND

<b>2Y=R</b> 2nd Yellow = Red Card	<b>AET</b> After Extra Time	<b>AS</b> Assists	<b>DF</b> Defender
<b>FC</b> Fouls Committed	<b>FS</b> Fouls Suffered	<b>FW</b> Forward	<b>GA</b> Goals Against
<b>GF</b> Goals for	<b>GK</b> Goalkeeper	<b>I</b> Injured	<b>MF</b> Midfielder
<b>Min</b> Minutes Played	<b>N</b> Not eligible to play	<b>No.</b> Number	<b>OH</b> OverHead
<b>PK</b> Penalty Kicks (Goals/Shots)	<b>Pos</b> Position	<b>PSO</b> Penalty Shoot-out	<b>R</b> Red Cards (Expulsions)
<b>S</b> Substitute	<b>SG/S</b> Shots on Goal/Shots	<b>Y</b> Yellow Card	



## Cumulative Statistics

As of TUE 12 SEP 2023 at 22:28

ESP - Spain

Including Game 12

No.	Name	Pos.	MP	AS	GF	GA	SG/S	PK	OH	Fouls		Y	Red Cards	
										FC	FS		2Y=R	R
1	DONAIRE LOPEZ Francisco Jesus	GK	4	1		3	3/11				2	1		
2	RIGAUD FERNANDEZ Antonio	DF	4	2			0/1					1		
3	SANCHEZ GONZALEZ Jose Mari	DF	4		2		4/9		1/2					
4	ARIAS CASTILLO Jose Manuel	DF	4		2		5/15		1/3	3	4	1		
5	ARDIL NAVARRO David	FW	4		3		8/19	1/1	0/3	1	4	1		
6	BATIS EL ASRI Soleiman	FW	4	1	2		4/13		1/7	3		1		
7	CABRERA ACOSTA Domingo	FW	4	1	1		2/7		0/3	2				
8	GARCIA PAREDES Pedro Jose	FW	4		2		6/8		1/1					
9	SANTISO MOSQUERA Miguel An	DF	4	1	1		5/11		0/1	1	1			
10	MAYOR HERNANDEZ Antonio Jo	DF	4	2	1		9/16		0/3		4			
11	ARDIL NAVARRO Salvador Manu	FW	4		2		8/21	0/1	0/8	2	3	1		
12	CAMACHO GONZALEZ Francisco	GK	4		1		3/4							
<b>Totals</b>				8	17	3	57/135	1/2	4/31	12	18	6		

Corner Kicks: 19  
Penalty Kicks Against (Goal/Shots): 1/2  
Free Kicks: 2  
Own Goals: 1  
Own Goals Against: 0

### LEGEND

<b>2Y=R</b> 2nd Yellow = Red Card	<b>AET</b> After Extra Time	<b>AS</b> Assists	<b>DF</b> Defender
<b>FC</b> Fouls Committed	<b>FS</b> Fouls Suffered	<b>FW</b> Forward	<b>GA</b> Goals Against
<b>GF</b> Goals for	<b>GK</b> Goalkeeper	<b>I</b> Injured	<b>MF</b> Midfielder
<b>Min</b> Minutes Played	<b>N</b> Not eligible to play	<b>No.</b> Number	<b>OH</b> OverHead
<b>PK</b> Penalty Kicks (Goals/Shots)	<b>Pos</b> Position	<b>PSO</b> Penalty Shoot-out	<b>R</b> Red Cards (Expulsions)
<b>S</b> Substitute	<b>SG/S</b> Shots on Goal/Shots	<b>Y</b> Yellow Card	



## Cumulative Statistics

As of TUE 12 SEP 2023 at 22:28

FRA - France

Including Game 12

No.	Name	Pos.	MP	AS	GF	GA	SG/S	PK	OH	Fouls		Y	Red Cards	
										FC	FS		2Y=R	R
1	SALAZAR German	GK	4			3	3/6			1	1			
2	GOSELIN Quentin	FW	4	2			4/12		0/2	2	3	2		
3	CONSTANT Anthony	DF	4		1		3/9			2	2	1		
4	ARTUPHEL Alexandre	FW	4		1		1/2		0/1		1			
5	FAYOS Anthony	DF	4	1			1/4		0/1	5	2	2		
6	GHARBI Aness	DF	4	1	1		1/4		1/2	5				
7	BELHOMME Jean-Stephane	DF	4		3		13/35	0/1	1/7	4	6	1		
8	DROUILLET Lucas	FW	4		1		3/10		0/1	1	1	1		
9	VARREL Kylian	DF	4		1		2/7		0/1	3				
10	BARBOTTI Anthony	FW	3	1	1		3/9		0/1	2		1		
11	BRU Jeremy	DF	4	3	2		7/13		0/1	1	2	1		
12	GUERIN Theo	GK	4		1	6	2/9				1	1		
<b>Totals</b>				8	12	9	43/120	0/1	2/17	26	19	10		

Corner Kicks: 8

Penalty Kicks Against (Goal/Shots): 0/1

Free Kicks: 0

Own Goals: 0

Own Goals Against: 0

### LEGEND

<b>2Y=R</b> 2nd Yellow = Red Card	<b>AET</b> After Extra Time	<b>AS</b> Assists	<b>DF</b> Defender
<b>FC</b> Fouls Committed	<b>FS</b> Fouls Suffered	<b>FW</b> Forward	<b>GA</b> Goals Against
<b>GF</b> Goals for	<b>GK</b> Goalkeeper	<b>I</b> Injured	<b>MF</b> Midfielder
<b>Min</b> Minutes Played	<b>N</b> Not eligible to play	<b>No.</b> Number	<b>OH</b> OverHead
<b>PK</b> Penalty Kicks (Goals/Shots)	<b>Pos</b> Position	<b>PSO</b> Penalty Shoot-out	<b>R</b> Red Cards (Expulsions)
<b>S</b> Substitute	<b>SG/S</b> Shots on Goal/Shots	<b>Y</b> Yellow Card	



## Cumulative Statistics

As of TUE 12 SEP 2023 at 22:28

GRE - Greece

Including Game 12

No.	Name	Pos.	MP	AS	GF	GA	SG/S	PK	OH	Fouls		Y	Red Cards	
										FC	FS		2Y=R	R
1	THOMAS Aristeidis	GK	3			15	5/7							
2	LYMPOUSIS Michail	DF	3		2		2/5		1/1					
3	PALOUMPIS Dimitrios	DF	3				0/1			2	3	1		
4	PAPAEFSTRATIOU ARMAG Strati	DF	3				1/3		0/1	2	1			
5	KARAKASIS Georgios	DF	3											
6	GKRITZALIS Spyridon	FW	2				0/4		0/1			1	1	
7	KATSOULIS Andreas	DF	3		1		7/13		0/1	4	5	1		
8	MIKELATOS Dimitrios Alexandros	DF	3				3/11		0/1	1				
9	KAFANTARIS Michail	DF	3				0/4		0/1	1	1			
10	TRIANTAFYLLIDIS Theofilos	FW	3				2/5		0/2					
11	SKOURTAS Ioannis	DF	3		1		7/14		0/5		2			
12	TSEKOURAS Adam	GK	3	1		9	0/1				1			
<b>Totals</b>				1	4	24	27/68	0/0	1/13	10	15	3	1	

Corner Kicks: 10  
Penalty Kicks Against (Goal/Shots): 0/0  
Free Kicks: 2  
Own Goals: 0  
Own Goals Against: 1

### LEGEND

2Y=R	2nd Yellow = Red Card	AET	After Extra Time	AS	Assists	DF	Defender
FC	Fouls Committed	FS	Fouls Suffered	FW	Forward	GA	Goals Against
GF	Goals for	GK	Goalkeeper	I	Injured	MF	Midfielder
Min	Minutes Played	N	Not eligible to play	No.	Number	OH	OverHead
PK	Penalty Kicks (Goals/Shots)	Pos	Position	PSO	Penalty Shoot-out	R	Red Cards (Expulsions)
S	Substitute	SG/S	Shots on Goal/Shots	Y	Yellow Card		



## Cumulative Statistics

As of TUE 12 SEP 2023 at 22:28

ITA - Italy

Including Game 12

No.	Name	Pos.	MP	AS	GF	GA	SG/S	PK	OH	Fouls		Y	Red Cards	
										FC	FS		2Y=R	R
1	CARPITA Andrea	GK	3	1	2	1	6/6							
3	MICELI Alessandro	DF	3				2/3		0/1					
4	GENOVALI Gianmarco	DF	3	1			2/13		0/2	2	1			
7	SCIACCA Fabio	DF	3	1			2/7		0/3	4		2		
8	FAZZINI Tommaso	FW	3	1			2/6							
9	ZURLO Emmanuele	DF	3	1		1	3/13		0/5	1	1	1		
11	GIORDANI Marco	DF	3	1	5		15/23	2/2	0/4	1	5	1		
13	BERTACCA Luca	FW	3				2/13			2	3	1		
14	SASSARI Samuele	DF	3				1/5		0/1		1			
19	REMEDY Alessandro	FW	3	1	1		2/5		0/1	1	1	1		
20	ALLA Ovidio	DF	3		2		6/9		1/4		1			
22	CASAPIERI Leandro	GK	3			8	3/12				1			
<b>Totals</b>				7	10	10	46/115	2/2	1/21	11	14	6		

Corner Kicks: 13  
Penalty Kicks Against (Goal/Shots): 2/2  
Free Kicks: 0  
Own Goals: 0  
Own Goals Against: 0

### LEGEND

2Y=R	2nd Yellow = Red Card	AET	After Extra Time	AS	Assists	DF	Defender
FC	Fouls Committed	FS	Fouls Suffered	FW	Forward	GA	Goals Against
GF	Goals for	GK	Goalkeeper	I	Injured	MF	Midfielder
Min	Minutes Played	N	Not eligible to play	No.	Number	OH	OverHead
PK	Penalty Kicks (Goals/Shots)	Pos	Position	PSO	Penalty Shoot-out	R	Red Cards (Expulsions)
S	Substitute	SG/S	Shots on Goal/Shots	Y	Yellow Card		



## Cumulative Statistics

As of TUE 12 SEP 2023 at 22:28

MAR - Morocco

Including Game 12

No.	Name	Pos.	MP	AS	GF	GA	SG/S	PK	OH	Fouls		Y	Red Cards	
										FC	FS		2Y=R	R
1	ABADA Yassir	GK	3		1	3	6/19			1	1			1
2	HAKKAR Adnane	DF	4				0/1		0/1	1	1			
3	GHAILANI Mohamed	DF	4		1		6/12			1	2			
4	TAIS Mustapha	DF	4		1		1/5							
5	OUBAHRI Adnan	DF	4	1	1		4/10			1	1	1		
6	EL KRAICHLI Badr	DF	4	1	4		12/25		2/2	1	3			
7	BESSAK Souhail	DF	4		3		6/18	0/1	1/6	6	2	1	1	
8	EL BIDOURI Amine	DF	4		1		9/19			1	1			
9	ZAHRAOUI Reda	DF	4		3		8/21	2/2	0/2	3	2	1		
10	ABAGLI Ibrahim	FW	4		3		7/12		0/1	2	1			
11	ELABBASSI Anouar	DF	4		2		7/14		0/1	3		1		
12	MANAR M'Hamed	GK	4	1		10	1/3							
<b>Totals</b>				3	20	13	67/159	2/3	3/13	20	13	4	2	

Corner Kicks: 10  
Penalty Kicks Against (Goal/Shots): 2/3  
Free Kicks: 1  
Own Goals: 0  
Own Goals Against: 0

### LEGEND

2Y=R	2nd Yellow = Red Card	AET	After Extra Time	AS	Assists	DF	Defender
FC	Fouls Committed	FS	Fouls Suffered	FW	Forward	GA	Goals Against
GF	Goals for	GK	Goalkeeper	I	Injured	MF	Midfielder
Min	Minutes Played	N	Not eligible to play	No.	Number	OH	OverHead
PK	Penalty Kicks (Goals/Shots)	Pos	Position	PSO	Penalty Shoot-out	R	Red Cards (Expulsions)
S	Substitute	SG/S	Shots on Goal/Shots	Y	Yellow Card		





## Cumulative Statistics

As of TUE 12 SEP 2023 at 22:28

POR - Portugal

Including Game 12

No.	Name	Pos.	MP	AS	GF	GA	SG/S	PK	OH	Fouls		Y	Red Cards	
										FC	FS		2Y=R	R
2	COIMBRA Rui	DF	3		1		2/6			1	2			
3	LOURENCO Andre	DF	3		2		4/7			2		2		
4	TORRES Bruno	DF	3				0/1			1		1		
5	SANTOS Jordan	DF	3		1		7/17	1/1	0/1	3	3	2		
6	PINHAL Rodrigo	DF	3				1/3				1			
7	BRILHANTE Ruben	FW	3				2/3							
10	SANTOS Bernardo	FW	3	2	1		10/23		0/1	2	2	1		
11	SANTOS Leonardo	FW	3	1	3		12/21		0/4	5	1			
12	ANDRADE Elianton	GK	3		1	9	4/13							
14	PINTADO Miquel	FW	3				4/11		0/5	5				
17	LOPES Bernardo	FW	3				2/4		0/3			1		
22	REGUFE Ruben	GK	3				1/2			1	1			
<b>Totals</b>				3	9	9	49/111	1/1	0/14	20	10	7		

Corner Kicks: 14  
Penalty Kicks Against (Goal/Shots): 1/1  
Free Kicks: 0  
Own Goals: 1  
Own Goals Against: 0

### LEGEND

2Y=R	2nd Yellow = Red Card	AET	After Extra Time	AS	Assists	DF	Defender
FC	Fouls Committed	FS	Fouls Suffered	FW	Forward	GA	Goals Against
GF	Goals for	GK	Goalkeeper	I	Injured	MF	Midfielder
Min	Minutes Played	N	Not eligible to play	No.	Number	OH	OverHead
PK	Penalty Kicks (Goals/Shots)	Pos	Position	PSO	Penalty Shoot-out	R	Red Cards (Expulsions)
S	Substitute	SG/S	Shots on Goal/Shots	Y	Yellow Card		



## Individual Statistics

As of TUE 12 SEP 2023 at 22:33

### GOALSCORERS

Rank	Shirt No.	Name	Team	MP	Goals
1	11	GIORDANI Marco	ITA	3	5
2	6	EL KRAICHLI Badr	MAR	4	4
3	5	ARDIL NAVARRO David	ESP	4	3
3	7	BESSAK Souhail	MAR	4	3
3	7	BELHOMME Jean-Stephane	FRA	4	3
3	9	ZAHRAOUI Reda	MAR	4	3
3	10	ABAGLI Ibrahim	MAR	4	3
8	11	SANTOS Leonardo	POR	3	3
9	3	SANCHEZ GONZALEZ Jose Maria	ESP	4	2
9	4	ARIAS CASTILLO Jose Manuel	ESP	4	2
9	6	BATIS EL ASRI Soleiman	ESP	4	2
9	8	GARCIA PAREDES Pedro Jose	ESP	4	2
9	11	ARDIL NAVARRO Salvador Manuel	ESP	4	2
9	11	ELABBASSI Anouar	MAR	4	2
9	11	BRU Jeremy	FRA	4	2
16	1	CARPITA Andrea	ITA	3	2
16	2	LYMPOUSIS Michail	GRE	3	2
16	3	ABDELKODOS Ismaeel	EGY	3	2
16	3	LOURENCO Andre	POR	3	2
16	20	ALLA Ovidio	ITA	3	2
21	3	CONSTANT Anthony	FRA	4	1
21	3	GHAILANI Mohamed	MAR	4	1
21	4	TAIS Mustapha	MAR	4	1
21	4	ARTUPHEL Alexandre	FRA	4	1
21	5	OUBAHRI Adnan	MAR	4	1
21	6	GHARBI Aness	FRA	4	1
21	7	CABRERA ACOSTA Domingo	ESP	4	1
21	8	DROUILLET Lucas	FRA	4	1
21	8	EL BIDOURI Amine	MAR	4	1
21	9	VARREL Kylian	FRA	4	1
21	9	SANTISO MOSQUERA Miguel Angel	ESP	4	1
21	10	MAYOR HERNANDEZ Antonio Jose	ESP	4	1
21	12	CAMACHO GONZALEZ Francisco Javier	ESP	4	1
21	12	GUERIN Theo	FRA	4	1
35	1	ABADA Yassir	MAR	3	1
35	2	HUSSEIN Hassane	EGY	3	1
35	2	COIMBRA Rui	POR	3	1
35	5	ALY Moustafa	EGY	3	1
35	5	SANTOS Jordan	POR	3	1
35	7	KATSOU LIS Andreas	GRE	3	1
35	8	SHAABAN Moustafa	EGY	3	1
35	9	MAHSOUB Haitham	EGY	3	1
35	10	BARBOTTI Anthony	FRA	3	1
35	10	HASSAN Mohamed	EGY	3	1
35	10	SANTOS Bernardo	POR	3	1



## Individual Statistics

As of TUE 12 SEP 2023 at 22:33

Rank	Shirt No.	Name	Team	MP	Goals
35	11	SKOURTAS Ioannis	GRE	3	1
35	12	ANDRADE Elinton	POR	3	1
35	13	HASSAN Hossam	EGY	3	1
35	19	REMEDII Alessandro	ITA	3	1

### SHOTS ON GOAL

Rank	Shirt No.	Name	Team	MP	SG	AVG
1	11	GIORDANI Marco	ITA	3	15	5.0
2	7	BELHOMME Jean-Stephane	FRA	4	13	3.3
3	6	EL KRAICHLI Badr	MAR	4	12	3.0
4	11	SANTOS Leonardo	POR	3	12	4.0
5	10	SANTOS Bernardo	POR	3	10	3.3
6	8	EL BIDOURI Amine	MAR	4	9	2.3
6	10	MAYOR HERNANDEZ Antonio Jos	ESP	4	9	2.3
8	5	ARDIL NAVARRO David	ESP	4	8	2.0
8	9	ZAHRAOUI Reda	MAR	4	8	2.0
8	11	ARDIL NAVARRO Salvador Manue	ESP	4	8	2.0
11	10	ABAGLI Ibrahim	MAR	4	7	1.8
11	11	ELABBASSI Anouar	MAR	4	7	1.8
11	11	BRU Jeremy	FRA	4	7	1.8
14	5	SANTOS Jordan	POR	3	7	2.3
14	7	KATSOULIS Andreas	GRE	3	7	2.3
14	11	SKOURTAS Ioannis	GRE	3	7	2.3
17	3	GHAILANI Mohamed	MAR	4	6	1.5
17	7	BESSAK Souhail	MAR	4	6	1.5
17	8	GARCIA PAREDES Pedro Jose	ESP	4	6	1.5
20	1	ABADA Yassir	MAR	3	6	2.0
20	1	CARPITA Andrea	ITA	3	6	2.0
20	8	SHAABAN Moustafa	EGY	3	6	2.0
20	20	ALLA Ovidio	ITA	3	6	2.0
24	4	ARIAS CASTILLO Jose Manuel	ESP	4	5	1.3
24	9	SANTISO MOSQUERA Miguel Ang	ESP	4	5	1.3
26	1	THOMAS Aristeidis	GRE	3	5	1.7
27	2	GOSELIN Quentin	FRA	4	4	1.0
27	3	SANCHEZ GONZALEZ Jose Maria	ESP	4	4	1.0
27	5	OUBAHRI Adnan	MAR	4	4	1.0
27	6	BATIS EL ASRI Soleiman	ESP	4	4	1.0
31	3	LOURENCO Andre	POR	3	4	1.3
31	9	MAHSOUB Haitham	EGY	3	4	1.3
31	12	ANDRADE Elinton	POR	3	4	1.3
31	14	PINTADO Miguel	POR	3	4	1.3
35	1	DONAIRE LOPEZ Francisco Jesus	ESP	4	3	0.8
35	1	SALAZAR German	FRA	4	3	0.8
35	3	CONSTANT Anthony	FRA	4	3	0.8
35	8	DROUILLET Lucas	FRA	4	3	0.8
35	12	CAMACHO GONZALEZ Francisco	ESP	4	3	0.8



## Individual Statistics

As of TUE 12 SEP 2023 at 22:33

Rank	Shirt No.	Name	Team	MP	SG	AVG
40	8	MIKELATOS Dimitrios Alexandros	GRE	3	3	1.0
40	9	ZURLO Emmanuele	ITA	3	3	1.0
40	10	BARBOTTI Anthony	FRA	3	3	1.0
40	13	HASSAN Hossam	EGY	3	3	1.0
40	22	CASAPIERI Leandro	ITA	3	3	1.0
45	7	CABRERA ACOSTA Domingo	ESP	4	2	0.5
45	9	VARREL Kylian	FRA	4	2	0.5
45	12	GUERIN Theo	FRA	4	2	0.5
48	2	COIMBRA Rui	POR	3	2	0.7
48	2	HUSSEIN Hassane	EGY	3	2	0.7
48	2	LYMPOUSIS Michail	GRE	3	2	0.7
48	3	MICELI Alessandro	ITA	3	2	0.7
48	3	ABDELKODOS Ismaeel	EGY	3	2	0.7
48	4	GENOVALI Gianmarco	ITA	3	2	0.7
48	5	ALY Moustafa	EGY	3	2	0.7
48	7	ALY Elhousseini	EGY	3	2	0.7
48	7	BRILHANTE Ruben	POR	3	2	0.7
48	7	SCIACCA Fabio	ITA	3	2	0.7
48	8	FAZZINI Tommaso	ITA	3	2	0.7
48	10	TRIANAFYLLIDIS Theofilos	GRE	3	2	0.7
48	10	HASSAN Mohamed	EGY	3	2	0.7
48	12	AHMED Mohamed	EGY	3	2	0.7
48	13	BERTACCA Luca	ITA	3	2	0.7
48	15	ELTANANI Ibrahim	EGY	3	2	0.7
48	17	LOPES Bernardo	POR	3	2	0.7
48	19	REMEDI Alessandro	ITA	3	2	0.7
66	4	TAIS Mustapha	MAR	4	1	0.3
66	4	ARTUPHEL Alexandre	FRA	4	1	0.3
66	5	FAYOS Anthony	FRA	4	1	0.3
66	6	GHARBI Aness	FRA	4	1	0.3
66	12	MANAR M'Hamed	MAR	4	1	0.3
71	4	MOHAMED Ahmed	EGY	3	1	0.3
71	4	PAPAEFSTRATIOU ARMAG Strati	GRE	3	1	0.3
71	6	PINHAL Rodrigo	POR	3	1	0.3
71	14	SASSARI Samuele	ITA	3	1	0.3
71	22	REGUFE Ruben	POR	3	1	0.3

## SHOTS

Rank	Shirt No.	Name	Team	MP	S	AVG
1	7	BELHOMME Jean-Stephane	FRA	4	35	8.8
2	6	EL KRAICHLI Badr	MAR	4	25	6.3
3	10	SANTOS Bernardo	POR	3	23	7.7
3	11	GIORDANI Marco	ITA	3	23	7.7
5	9	ZAHRAOUI Reda	MAR	4	21	5.3
5	11	ARDIL NAVARRO Salvador Manue	ESP	4	21	5.3
7	11	SANTOS Leonardo	POR	3	21	7.0



## Individual Statistics

As of TUE 12 SEP 2023 at 22:33

Rank	Shirt No.	Name	Team	MP	S	AVG
8	5	ARDIL NAVARRO David	ESP	4	19	4.8
8	8	EL BIDOURI Amine	MAR	4	19	4.8
10	1	ABADA Yassir	MAR	3	19	6.3
11	7	BESSAK Souhail	MAR	4	18	4.5
12	5	SANTOS Jordan	POR	3	17	5.7
13	10	MAYOR HERNANDEZ Antonio Jos	ESP	4	16	4.0
14	4	ARIAS CASTILLO Jose Manuel	ESP	4	15	3.8
15	11	ELABBASSI Anouar	MAR	4	14	3.5
16	11	SKOURTAS Ioannis	GRE	3	14	4.7
17	6	BATIS EL ASRI Soleiman	ESP	4	13	3.3
17	11	BRU Jeremy	FRA	4	13	3.3
19	4	GENOVALI Gianmarco	ITA	3	13	4.3
19	7	KATSOULIS Andreas	GRE	3	13	4.3
19	9	ZURLO Emmanuele	ITA	3	13	4.3
19	12	ANDRADE Elinton	POR	3	13	4.3
19	13	BERTACCA Luca	ITA	3	13	4.3
24	2	GOSELIN Quentin	FRA	4	12	3.0
24	3	GHAILANI Mohamed	MAR	4	12	3.0
24	10	ABAGLI Ibrahim	MAR	4	12	3.0
27	22	CASAPIERI Leandro	ITA	3	12	4.0
28	1	DONAIRE LOPEZ Francisco Jesus	ESP	4	11	2.8
28	9	SANTISO MOSQUERA Miguel Ang	ESP	4	11	2.8
30	8	MIKELATOS Dimitrios Alexandros	GRE	3	11	3.7
30	14	PINTADO Miguel	POR	3	11	3.7
32	5	OUBAHRI Adnan	MAR	4	10	2.5
32	8	DROUILLET Lucas	FRA	4	10	2.5
34	8	SHAABAN Moustafa	EGY	3	10	3.3
34	10	HASSAN Mohamed	EGY	3	10	3.3
36	3	CONSTANT Anthony	FRA	4	9	2.3
36	3	SANCHEZ GONZALEZ Jose Maria	ESP	4	9	2.3
36	12	GUERIN Theo	FRA	4	9	2.3
39	9	MAHSOUB Haitham	EGY	3	9	3.0
39	10	BARBOTTI Anthony	FRA	3	9	3.0
39	13	HASSAN Hossam	EGY	3	9	3.0
39	20	ALLA Ovidio	ITA	3	9	3.0
43	8	GARCIA PAREDES Pedro Jose	ESP	4	8	2.0
44	7	CABRERA ACOSTA Domingo	ESP	4	7	1.8
44	9	VARREL Kylian	FRA	4	7	1.8
46	1	THOMAS Aristeidis	GRE	3	7	2.3
46	2	HUSSEIN Hassane	EGY	3	7	2.3
46	3	LOURENCO Andre	POR	3	7	2.3
46	4	MOHAMED Ahmed	EGY	3	7	2.3
46	7	SCIACCA Fabio	ITA	3	7	2.3
51	1	SALAZAR German	FRA	4	6	1.5
52	1	CARPITA Andrea	ITA	3	6	2.0
52	2	COIMBRA Rui	POR	3	6	2.0



## Individual Statistics

As of TUE 12 SEP 2023 at 22:33

Rank	Shirt No.	Name	Team	MP	S	AVG
52	7	ALY Elhousseini	EGY	3	6	2.0
52	8	FAZZINI Tommaso	ITA	3	6	2.0
56	4	TAIS Mustapha	MAR	4	5	1.3
57	2	LYMPOUSIS Michail	GRE	3	5	1.7
57	3	ABDELKODOS Ismaeel	EGY	3	5	1.7
57	10	TRIANFAYLLIDIS Theofilos	GRE	3	5	1.7
57	14	SASSARI Samuele	ITA	3	5	1.7
57	19	REMEDI Alessandro	ITA	3	5	1.7
62	5	FAYOS Anthony	FRA	4	4	1.0
62	6	GHARBI Aness	FRA	4	4	1.0
62	12	CAMACHO GONZALEZ Francisco	ESP	4	4	1.0
65	9	KAFANTARIS Michail	GRE	3	4	1.3
65	17	LOPES Bernardo	POR	3	4	1.3
67	6	GKRITZALIS Spyridon	GRE	2	4	2.0
68	12	MANAR M'Hamed	MAR	4	3	0.8
69	3	MICELI Alessandro	ITA	3	3	1.0
69	4	PAPAEFSTRATIOU ARMAG Strati	GRE	3	3	1.0
69	5	ALY Moustafa	EGY	3	3	1.0
69	6	PINHAL Rodrigo	POR	3	3	1.0
69	7	BRILHANTE Ruben	POR	3	3	1.0
69	12	AHMED Mohamed	EGY	3	3	1.0
69	15	ELTANANI Ibrahim	EGY	3	3	1.0
76	4	ARTUPHEL Alexandre	FRA	4	2	0.5
77	22	REGUFE Ruben	POR	3	2	0.7
78	2	HAKKAR Adnane	MAR	4	1	0.3
78	2	RIGAUD FERNANDEZ Antonio	ESP	4	1	0.3
80	3	PALOUMPIS Dimitrios	GRE	3	1	0.3
80	4	TORRES Bruno	POR	3	1	0.3
80	12	TSEKOURAS Adam	GRE	3	1	0.3

### LEGEND

AVG Average per Match      MP Matches Played      S Shots      SG Shots on Goal



## Overall Team Statistics

As of TUE 12 SEP 2023 at 22:28

Team	MP	AS	GF	GA	SG/S	PK	PKA	CK	OH	Fouls		Y	Red Cards		
										FC/Avg	FS/Avg		2Y=R	R	
EGY	3		8	12	28/72	0/1	2/2	5	0/7	7/2.3	12/4.0	5			
ESP	4	8	17	3	57/135	1/2	0/0	19	4/31	12/3.0	18/4.5	6			
FRA	4	8	12	9	43/120	0/1	2/3	8	2/17	26/6.5	19/4.8	10			
GRE	3	1	4	24	27/68	0/0	0/0	10	1/13	10/3.3	15/5.0	3	1		
ITA	3	7	10	10	46/115	2/2	1/2	13	1/21	11/3.7	14/4.7	6			
MAR	4	3	20	13	67/159	2/3	1/1	10	3/13	20/5.0	13/3.3	4	1	1	
POR	3	3	9	9	49/111	1/1	0/2	14	0/14	20/6.7	10/3.3	7			
Tournament	Totals		30	80	80	317/780	6/10	6/10	79	11/116	106/8.8	101/8.4	41	2	1
	Average (Per Match)		2.5	6.7	6.7	26.4/65.0	0.5/0.8	0.5/0.8	6.6	0.9/9.7	8.8/8.8	8.4/8.4	3.4	0.2	0.1

LEGEND			
2Y=R	2nd Yellow = Red Card	AS	Assists
FC	Fouls Committed	FS	Fouls Suffered
MP	Matches Played	OH	Overhead
R	Red Cards (Expulsions)	SG/S	Shots on Goal/Shots
		AVG	Average per Match
		GA	Goals Against
		PK	Penalty Kicks (Goals/Shots)
		Y	Yellow Card
		CK	Corner kick
		GF	Goals for
		PKA	Penalty Kicks Against (Goals/Shots)

# ROWING BEACH SPRINT

RESULTS  
BOOK

3<sup>rd</sup>

MEDITERRANEAN  
BEACH GAMES



HERAKLION







## Medal Standings

As of TUE 12 SEP 2023 at 11:30

After 5 of 5 events

Rank	Country	Men				Women				Mixed				Total				Rank by total	
		G	S	B	Tot	G	S	B	Tot	G	S	B	Tot	G	S	B	Tot		
1	ESP - Spain	2			2	2			2	1			1	5				5	1
2	FRA - France		1	1	2		1		1						2	1		3	= 2
2	ITA - Italy		1		1			1	1		1		1		2	1		3	= 2
4	CRO - Croatia			1	1		1		1			1	1		1	2		3	= 2
5	TUN - Tunisia							1	1								1	1	5
<b>Total:</b>		<b>2</b>	<b>2</b>	<b>2</b>	<b>6</b>	<b>2</b>	<b>2</b>	<b>2</b>	<b>6</b>	<b>1</b>	<b>1</b>	<b>1</b>	<b>3</b>	<b>5</b>	<b>5</b>	<b>5</b>	<b>15</b>		

### LEGEND

= More CTRYs have same Rank      B Bronze      G Gold      S Silver  
Tot Total

## Medallists by Event

As of TUE 12 SEP 2023 at 10:40

After 5 of 5 events

Event Name	Date	Medal	Name	CTRY Code
Women Single (CW1x)	TUE 12 SEP 2023	GOLD MEDAL	DE MIGUEL GOMEZ Celia De Todos Los Santos	ESP
		SILVER MEDAL	RAVERA-SCARAMOZZINO Elodie	FRA
		BRONZE MEDAL	KRIMI Khadija	TUN
Men Single (CM1x)	TUE 12 SEP 2023	GOLD MEDAL	SALAS CORDOBA Miquel	ESP
		SILVER MEDAL	FICARRA Giovanni	ITA
		BRONZE MEDAL	NOIROT Vincent	FRA
Women Double (CW2x)	TUE 12 SEP 2023	GOLD MEDAL	CASANOVA CALPENA Ainoha FELIPE GARCIA Nadia	ESP ESP ESP
		SILVER MEDAL	GIOTTO Paola KAIC Martina	CRO CRO CRO
		BRONZE MEDAL	PATRIGNANI Viola TRIPI Silvia	ITA ITA ITA
Men Double (CM2x)	TUE 12 SEP 2023	GOLD MEDAL	MARTIN DOMINGO Ander MIRAMON QUIROGA Adrian	ESP ESP ESP
		SILVER MEDAL	BOVE Ivan DUBUIS Ludovic	FRA FRA FRA
		BRONZE MEDAL	UDOVICIC Nickol VARAT Nino	CRO CRO CRO
Mixed Mixed Relay Race	TUE 12 SEP 2023	GOLD MEDAL	DE MIGUEL GOMEZ Celia De Todos Los S FELIPE GARCIA Nadia GONZALEZ BUZON Carlos MARTIN DOMINGO Ander MIRAMON QUIROGA Adrian PURCAREA DAMIAN Maria Angeles	ESP ESP ESP ESP ESP ESP
		SILVER MEDAL	COZZARINI Annalisa D'AMICO Angelo FICARRA Giovanni PATRIGNANI Viola TRIPI Silvia ZERILLI Mario Pietro	ITA ITA ITA ITA ITA ITA
		BRONZE MEDAL	GIOTTO Paola KAIC Martina PUH Lovre UDOVICIC Nickol VARAT Nino ZUVANIC Sara	CRO CRO CRO CRO CRO CRO



## Number of Entries by Country

As of MON 11 SEP 2023

Country	Ladies	Men	Total
ALG - Algeria	1	2	3
CRO - Croatia	3	3	6
EGY - Egypt	2	2	4
ESP - Spain	4	4	8
FRA - France	3	3	6
GRE - Greece	3	3	6
ITA - Italy	3	3	6
MAR - Morocco	3	3	6
MLT - Malta		1	1
MON - Monaco	1		1
POR - Portugal	1	1	2
TUN - Tunisia	3	3	6
<b>Total: 12</b>	<b>27</b>	<b>28</b>	<b>55</b>

## Entries

As of MON 11 SEP 2023

Country Code	Gender	Name	Date of birth	Height m / ft in	Event
ALG	F	BENCHADLI Nihed	30 SEP 2001		Single (CW1x)
	M	ABDENOUR Zouad	7 OCT 1994		Double (CM2x)
	M	BOUDINA Sid Ali	7 MAY 1990		Single (CM1x) Double (CM2x)
CRO	F	GIROTTO Paola	26 NOV 1994		Double (CW2x) Mixed Relay Race
	F	KAIC Martina	23 NOV 2002		Double (CW2x) Mixed Relay Race
	F	ZUVANIC Sara	11 MAR 2004		Single (CW1x) Mixed Relay Race
	M	PUH Lovre	8 APR 2004		Single (CM1x) Mixed Relay Race
	M	UDOVICIC Nickol	17 JAN 1988		Double (CM2x) Mixed Relay Race
	M	VARAT Nino	29 JUL 2004		Double (CM2x) Mixed Relay Race
ESP	F	CASANOVA CALPENA Ainoha	24 APR 1996		Double (CW2x)
	F	DE MIGUEL GOMEZ Celia De Todos Los S	1 NOV 1998		Single (CW1x) Mixed Relay Race
	F	FELIPE GARCIA Nadia	20 JUN 1996		Double (CW2x) Mixed Relay Race
	F	PURCAREA DAMIAN Maria Angeles	25 JUL 1999		Mixed Relay Race
	M	GONZALEZ BUZON Carlos	15 JAN 1999		Mixed Relay Race
	M	MARTIN DOMINGO Ander	12 MAY 2000		Double (CM2x) Mixed Relay Race
	M	MIRAMON QUIROGA Adrian	13 MAY 1991		Double (CM2x) Mixed Relay Race
FRA	F	ALFRED Edwige	5 MAY 1979		Double (CW2x) Mixed Relay Race
	F	RAVERA-SCARAMOZZINO Elodie	19 SEP 1995		Single (CW1x) Mixed Relay Race
	F	VILLALONGA Francesca	12 APR 2004		Double (CW2x) Mixed Relay Race
	M	BOVE Ivan	19 JUN 1996		Double (CM2x) Mixed Relay Race
	M	DUBUIS Ludovic	24 DEC 1995		Double (CM2x) Mixed Relay Race
	M	NOIROT Vincent	29 FEB 1996		Single (CM1x) Mixed Relay Race
GRE	F	IOANNOU Niki	18 DEC 2003		Double (CW2x) Mixed Relay Race
	F	VARELOPOULOU Eirini	12 OCT 2000		Single (CW1x) Mixed Relay Race
	F	VARELOPOULOU Eleni	27 SEP 2002		Double (CW2x) Mixed Relay Race
	M	KALENTZIS Michail	8 NOV 1995		Double (CM2x) Mixed Relay Race
	M	MINADAKIS Alexandros	13 MAR 2002		Single (CM1x) Mixed Relay Race



## Entries

As of MON 11 SEP 2023

Country Code	Gender	Name	Date of birth	Height m / ft in	Event
	M	ZINTIRIDIS Konstantinos	11 JUL 1990		Double (CM2x) Mixed Relay Race
ITA	F	COZZARINI Annalisa	11 JUN 1987		Single (CW1x) Mixed Relay Race
	F	PATRIGNANI Viola	31 MAR 2003		Double (CW2x) Mixed Relay Race
	F	TRIPPI Silvia	9 JUN 1997		Double (CW2x) Mixed Relay Race
	M	D'AMICO Angelo	28 AUG 1999		Double (CM2x) Mixed Relay Race
	M	FICARRA Giovanni	18 JUN 1996		Single (CM1x) Mixed Relay Race
	M	ZERILLI Mario Pietro	3 FEB 2003		Double (CM2x) Mixed Relay Race
MAR	F	EL ALLAOUJ Majdouline	23 JAN 2001		Single (CW1x) Mixed Relay Race
	F	JABBOUR Zainab	1 MAY 2004		Double (CW2x) Mixed Relay Race
	F	NKIRI Marwa	23 NOV 2006		Double (CW2x) Mixed Relay Race
	M	BOUSSETA Ayoub	24 JAN 2001		Double (CM2x) Mixed Relay Race
	M	EL ALEJ Abderrahmane	21 FEB 2004		Double (CM2x) Mixed Relay Race
	M	MRAGHI Brahim	10 OCT 1999		Single (CM1x) Mixed Relay Race
MLT	M	SCHEMBRI Mark	7 FEB 1989		Single (CM1x)
MON	F	CAUSSIN Coline	11 JUN 1998		Single (CW1x)
POR	F	BATISTA Patricia	21 SEP 1992		Single (CW1x)
	M	DELGADO Goncalo	13 APR 1998		Single (CM1x)
TUN	F	KRIMI Khadija	18 AUG 1995		Single (CW1x) Mixed Relay Race
	F	ZAMMALI Amina	8 FEB 2003		Double (CW2x) Mixed Relay Race
	F	ZAMMALI Sarra	2 JAN 2001		Double (CW2x) Mixed Relay Race
	M	BEN HAMMOUDA Fedi	20 NOV 2002		Double (CM2x) Mixed Relay Race
	M	HAFSA Mohamed Rayen	23 JUN 2004		Double (CM2x) Mixed Relay Race
	M	SBEITIA Hani	3 APR 2001		Single (CM1x) Mixed Relay Race



## Entry List by Event

As of MON 11 SEP 2023

Country	No.	Name	Status	Date of Birth
ALG - Algeria		BENCHADLI Nihed		30 SEP 2001
CRO - Croatia		ZUVANIC Sara		11 MAR 2004
ESP - Spain		DE MIGUEL GOMEZ Celia De Todos Los S		1 NOV 1998
FRA - France		RAVERA-SCARAMOZZINO Elodie		19 SEP 1995
GRE - Greece		VARELOPOULOU Eirini		12 OCT 2000
ITA - Italy		COZZARINI Annalisa		11 JUN 1987
MAR - Morocco		EL ALLAOUI Majdouline		23 JAN 2001
MON - Monaco		CAUSSIN Coline		11 JUN 1998
POR - Portugal		BATISTA Patricia		21 SEP 1992
TUN - Tunisia		KRIMI Khadija		18 AUG 1995

Total number of athletes: 10



## Medallists

As of TUE 12 SEP 2023 at 11:30

Medal	Name	Country
GOLD MEDAL	DE MIGUEL GOMEZ Celia De Todos Los Santos	ESP - Spain
SILVER MEDAL	RAVERA-SCARAMOZZINO Elodie	FRA - France
BRONZE MEDAL	KRIMI Khadija	TUN - Tunisia



## Final Standings

Medal	Rank	Name	CTRY
Gold	1	DE MIGUEL GOMEZ Celia De Todos Los Santos	ESP
Silver	2	RAVERA-SCARAMOZZINO Elodie	FRA
Bronze	3	KRIMI Khadija	TUN
	4	COZZARINI Annalisa	ITA
	5	VARELOPOULOU Eirini	GRE
	6	BENCHADLI Nihed	ALG
	7	BATISTA Patricia	POR
	8	CAUSSIN Coline	MON
	9	EL ALLAOUI Majdouline	MAR
	10	ZUVANIC Sara	CRO

**Note:** Due to cancellation before Semifinals the results are based on time from Previous Round (TT).  
Rules 63.2, 63.5





SUN 10 SEP 2023

## Results

Officials:

Rank	Name	NOC	Heat	Lane	Time	Gap
1	DE MIGUEL GOMEZ Celia De Todos Los Santos	ESP	TT2	2	3:00.85	
2	RAVERA-SCARAMOZZINO Elodie	FRA	TT5	2	3:06.97	6.12
3	KRIMI Khadija	TUN	TT4	2	3:12.43	11.58
4	COZZARINI Annalisa	ITA	TT5	1	3:17.98	17.13
5	VARELOPOULOU Eirini	GRE	TT3	2	3:21.13	20.28
6	BENCHADLI Nihed	ALG	TT2	1	3:22.56	21.71
7	CAUSSIN Coline	MON	TT4	1	3:23.24	22.39
8	BATISTA Patricia	POR	TT1	1	3:30.39	29.54
9	EL ALLAOUI Majdouline	MAR	TT3	1	3:35.26	34.41
10	ZUVANIC Sara	CRO	TT1	2	4:02.50	1:01.65

### LEGEND

ADV	Advanced	DNF	Did not Finish	DNS	Did not start	DQ	Disqualified
DQB	Unsportsmanlike Behaviour	PEN	Penalized	RC	Re-compete	WDR	Withdrawn
-	-						
-	-						



SUN 10 SEP 2023

## Results

Officials:

Rank	Name	NOC	Heat	Lane	Time	Gap
1	CAUSSIN Coline	MON	REP1	2	3:31.12	
2	ZUVANIC Sara	CRO	REP1	1	3:49.64	18.52
1	BATISTA Patricia	POR	REP2	2	3:19.71	
2	EL ALLAOUI Majdouline	MAR	REP2	1	3:47.55	27.84

### LEGEND

ADV	Advanced	DNF	Did not Finish	DNS	Did not start	DQ	Disqualified
DQB	Unsportsmanlike Behaviour	PEN	Penalized	RC	Re-compete	WDR	Withdrawn
-	-						
-	-						



## Entry List by Event

As of MON 11 SEP 2023

Country	No.	Name	Status	Date of Birth
ALG - Algeria		BOUDINA Sid Ali		7 MAY 1990
CRO - Croatia		PUH Lovre		8 APR 2004
ESP - Spain		SALAS CORDOBA Miguel		15 DEC 2003
FRA - France		NOIROT Vincent		29 FEB 1996
GRE - Greece		MINADAKIS Alexandros		13 MAR 2002
ITA - Italy		FICARRA Giovanni		18 JUN 1996
MAR - Morocco		MRAGHI Brahim		10 OCT 1999
MLT - Malta		SCHEMBRI Mark		7 FEB 1989
POR - Portugal		DELGADO Goncalo		13 APR 1998
TUN - Tunisia		SBEITIA Hani		3 APR 2001

Total number of athletes: 10



## Medallists

As of TUE 12 SEP 2023 at 11:29

Medal	Name	Country
GOLD MEDAL	SALAS CORDOBA Miquel	ESP - Spain
SILVER MEDAL	FICARRA Giovanni	ITA - Italy
BRONZE MEDAL	NOIROT Vincent	FRA - France



## Final Standings

Medal	Rank	Name	CTRY
Gold	1	SALAS CORDOBA Miguel	ESP
Silver	2	FICARRA Giovanni	ITA
Bronze	3	NOIROT Vincent	FRA
	4	SBEITIA Hani	TUN
	5	BOUDINA Sid Ali	ALG
	6	DELGADO Goncalo	POR
	7	MRAGHI Brahim	MAR
	8	MINADAKIS Alexandros	GRE
	9	PUH Lovre	CRO
	10	SCHEMBRI Mark	MLT

**Note:** Due to the cancellation before Semi Final the results for the CM1x are based on time from Previous Round (QF) for the last 4 qualified.  
Rules 63.2, 63.5



SUN 10 SEP 2023

## Results

Officials:

Rank	Name	NOC	Heat	Lane	Time	Gap
1	SALAS CORDOBA Miguel	ESP	TT2	2	2:45.72	
2	FICARRA Giovanni	ITA	TT4	2	2:46.61	0.89
3	MRAGHI Brahim	MAR	TT3	2	2:51.62	5.90
4	DELGADO Goncalo	POR	TT1	1	2:51.66	5.94
5	NOIROT Vincent	FRA	TT5	1	2:53.59	7.87
6	SBEITIA Hani	TUN	TT3	1	2:59.50	13.78
7	MINADAKIS Alexandros	GRE	TT5	2	3:03.94	18.22
8	PUH Lovre	CRO	TT2	1	3:05.79	20.07
9	BOUDINA Sid Ali	ALG	TT1	2	3:27.06	41.34
10	SCHEMBRI Mark	MLT	TT4	1	4:23.57	1:37.85

### LEGEND

ADV	Advanced	DNF	Did not Finish	DNS	Did not start	DQ	Disqualified
DQB	Unsportsmanlike Behaviour	PEN	Penalized	RC	Re-compete	WDR	Withdrawn
-	-						
-	-						



SUN 10 SEP 2023

## Results

Officials:

Rank	Name	NOC	Heat	Lane	Time	Gap
	SCHEMBRI Mark	MLT	REP1	2		
	MINADAKIS Alexandros	GRE	REP1	1		
1	BOUDINA Sid Ali	ALG	REP2	2	3:07.00	
2	PUH Lovre	CRO	REP2	1	3:12.80	5.80

### LEGEND

ADV	Advanced	DNF	Did not Finish	DNS	Did not start	DQ	Disqualified
DQB	Unsportsmanlike Behaviour	PEN	Penalized	RC	Re-compete	WDR	Withdrawn
-	-						
-	-						



TUE 12 SEP 2023

## Results

Officials:

Rank	Name	NOC	Heat	Lane	Time	Penalty	Gap
1	SALAS CORDOBA Miguel	ESP	QF1	2	3:07.76		
2	BOUDINA Sid Ali	ALG	QF1	1	3:10.09		2.33
1	NOIROT Vincent	FRA	QF2	1	3:29.83		
2	DELGADO Goncalo	POR	QF2	2	3:44.79	10.00	14.96
1	FICARRA Giovanni	ITA	QF3	2	3:22.11		
2	MINADAKIS Alexandros	GRE	QF3	1	4:24.60		1:02.49
1	SBEITIA Hani	TUN	QF4	1	3:44.13		
2	MRAGHI Brahim	MAR	QF4	2	4:02.08		17.95

### LEGEND

ADV	Advanced	DNF	Did not Finish	DNS	Did not start	DQ	Disqualified
DQB	Unsportsmanlike Behaviour	PEN	Penalized	RC	Re-compete	WDR	Withdrawn
-	-						
-	-						

ROBMC1X-----QFNL-----\_73 2.0

Report Created TUE 12 SEP 2023 11:48

Page 1 / 1

Timing by TimeTronics - www.timetrronics.be / Data Processing by Microplus - www.microplus.it





## Entry List by Event

As of MON 11 SEP 2023

Country	No.	Name	Date of Birth
CRO - Croatia		GIROTTI Paola	26 NOV 1994
		KAIC Martina	23 NOV 2002
ESP - Spain		CASANOVA CALPENA Ainoha	24 APR 1996
		FELIPE GARCIA Nadia	20 JUN 1996
FRA - France		ALFRED Edwige	5 MAY 1979
		VILLALONGA Francesca	12 APR 2004
GRE - Greece		IOANNOU Niki	18 DEC 2003
		VARELOPOULOU Eleni	27 SEP 2002
ITA - Italy		TRIPPI Silvia	9 JUN 1997
		PATRIGNANI Viola	31 MAR 2003
MAR - Morocco		NKIRI Marwa	23 NOV 2006
		JABBOUR Zainab	1 MAY 2004
TUN - Tunisia		ZAMMALI Amina	8 FEB 2003
		ZAMMALI Sarra	2 JAN 2001



## Medallists

Medal	Country	Name
GOLD MEDAL	ESP - Spain	CASANOVA CALPENA Ainoha FELIPE GARCIA Nadia
SILVER MEDAL	CRO - Croatia	GIROTTO Paola KAIC Martina
BRONZE MEDAL	ITA - Italy	PATRIGNANI Viola TRIPPI Silvia



## Final Standings

Medal	Rank	Name	CTRY
Gold	1	Spain	ESP
Silver	2	Croatia	CRO
Bronze	3	Italy	ITA
	4	Tunisia	TUN
	5	Morocco	MAR
	6	France	FRA
	7	Greece	GRE

**Note:** Due to cancellation before Semifinals the results are based on time from Previous Round (TT).  
Rules 63.2, 63.5



SUN 10 SEP 2023

## Results

Officials:

Rank	Name	NOC	Heat	Lane	Time	Gap
1	<b>Spain</b> CASANOVA CALPENA Ainoha FELIPE GARCIA Nadia	ESP	TT4	1	3:00.91	
2	<b>Croatia</b> GIROTTI Paola KAIC Martina	CRO	TT3	2	3:06.02	5.11
3	<b>Italy</b> TRIPPI Silvia PATRIGNANI Viola	ITA	TT2	1	3:09.28	8.37
4	<b>Tunisia</b> ZAMMALI Amina ZAMMALI Sarra	TUN	TT3	1	3:14.46	13.55
5	<b>Morocco</b> NKIRI Marwa JABBOUR Zainab	MAR	TT2	2	3:15.61	14.70
6	<b>France</b> ALFRED Edwige VILLALONGA Francesca	FRA	TT1	1	3:17.17	16.26
7	<b>Greece</b> IOANNOU Niki VARELOPOULOU Eleni	GRE	TT1	2	3:26.42	25.51

### LEGEND

<b>ADV</b> Advanced	<b>DNF</b> Did not Finish	<b>DNS</b> Did not start	<b>DQ</b> Disqualified
<b>DQB</b> Unsportsmanlike Behaviour	<b>PEN</b> Penalized	<b>RC</b> Re-compete	<b>WDR</b> Withdrawn
-	-	-	-
-	-	-	-

ROBWC2X-----TT-----\_73 2.0

Report Created MON 11 SEP 2023 14:28

Page 1 / 1

Timing by TimeTronics - www.timetrronics.be / Data Processing by Microplus - www.microplus.it



## Entry List by Event

As of MON 11 SEP 2023

Country	No.	Name	Date of Birth
ALG - Algeria		ABDENOUR Zouad	7 OCT 1994
		BOUDINA Sid Ali	7 MAY 1990
CRO - Croatia		UDOVICIC Nickol	17 JAN 1988
		VARAT Nino	29 JUL 2004
ESP - Spain		MARTIN DOMINGO Ander	12 MAY 2000
		MIRAMON QUIROGA Adrian	13 MAY 1991
FRA - France		BOVE Ivan	19 JUN 1996
		DUBUIS Ludovic	24 DEC 1995
GRE - Greece		KALENTZIS Michail	8 NOV 1995
		ZINTIRIDIS Konstantinos	11 JUL 1990
ITA - Italy		D'AMICO Angelo	28 AUG 1999
		ZERILLI Mario Pietro	3 FEB 2003
MAR - Morocco		EL ALEJ Abderrahmane	21 FEB 2004
		BOUSSETA Ayoub	24 JAN 2001
TUN - Tunisia		BEN HAMMOUDA Fedi	20 NOV 2002
		HAFSA Mohamed Rayen	23 JUN 2004



## Medallists

Medal	Country	Name
GOLD MEDAL	ESP - Spain	MARTIN DOMINGO Ander MIRAMON QUIROGA Adrian
SILVER MEDAL	FRA - France	BOVE Ivan DUBUIS Ludovic
BRONZE MEDAL	CRO - Croatia	UDOVICIC Nickol VARAT Nino



## Final Standings

Medal	Rank	Name	CTRY
Gold	1	Spain	ESP
Silver	2	France	FRA
Bronze	3	Croatia	CRO
	4	Italy	ITA
	5	Morocco	MAR
	6	Greece	GRE
	7	Tunisia	TUN
	8	Algeria	ALG

**Note:** Due to cancellation before Semifinals the results are based on time from Previous Round (TT).  
Rules 63.2, 63.5



SUN 10 SEP 2023

## Results

Officials:

Rank	Name	NOC	Heat	Lane	Time	Gap
1	<b>Spain</b> MARTIN DOMINGO Ander MIRAMON QUIROGA Adrian	ESP	TT3	1	2:31.93	
2	<b>France</b> BOVE Ivan DUBUIS Ludovic	FRA	TT2	2	2:41.52	9.59
3	<b>Croatia</b> UDOVICIC Nickol VARAT Nino	CRO	TT2	1	2:43.81	11.88
4	<b>Italy</b> D'AMICO Angelo ZERILLI Mario Pietro	ITA	TT1	1	2:45.78	13.85
5	<b>Morocco</b> EL ALEJ Abderrahmane BOUSSETA Ayoub	MAR	TT1	2	2:48.91	16.98
6	<b>Greece</b> KALENTZIS Michail ZINTIRIDIS Konstantinos	GRE	TT4	2	2:49.67	17.74
7	<b>Tunisia</b> BEN HAMMOUDA Fedi HAFSA Mohamed Rayen	TUN	TT3	2	2:51.95	20.02
8	<b>Algeria</b> ABDENOUR Zouad BOUDINA Sid Ali	ALG	TT4	1	2:58.56	26.63

### LEGEND

<b>ADV</b> Advanced	<b>DNF</b> Did not Finish	<b>DNS</b> Did not start	<b>DQ</b> Disqualified
<b>DQB</b> Unsportsmanlike Behaviour	<b>PEN</b> Penalized	<b>RC</b> Re-compete	<b>WDR</b> Withdrawn
-	-	-	-
-	-	-	-

ROBMC2X-----TT-----\_73 2.0

Report Created MON 11 SEP 2023 14:26

Page 1 / 1

Timing by TimeTronics - www.timetrronics.be / Data Processing by Microplus - www.microplus.it





## Entry List by Event

As of MON 11 SEP 2023

Country	No.	Name	Date of Birth
CRO - Croatia		VARAT Nino	29 JUL 2004
		UDOVICIC Nickol	17 JAN 1988
		ZUVANIC Sara	11 MAR 2004
		KAIC Martina	23 NOV 2002
		GIROTTO Paola	26 NOV 1994
		PUH Lovre	8 APR 2004
ESP - Spain		MARTIN DOMINGO Ander	12 MAY 2000
		MIRAMON QUIROGA Adrian	13 MAY 1991
		PURCAREA DAMIAN Maria Angeles	25 JUL 1999
		DE MIGUEL GOMEZ Celia De Todos Los S	1 NOV 1998
		FELIPE GARCIA Nadia	20 JUN 1996
		GONZALEZ BUZON Carlos	15 JAN 1999
FRA - France		DUBUIS Ludovic	24 DEC 1995
		BOVE Ivan	19 JUN 1996
		RAVERA-SCARAMOZZINO Elodie	19 SEP 1995
		VILLALONGA Francesca	12 APR 2004
		ALFRED Edwige	5 MAY 1979
		NOIROT Vincent	29 FEB 1996
GRE - Greece		ZINTIRIDIS Konstantinos	11 JUL 1990
		KALENTZIS Michail	8 NOV 1995
		VARELOPOULOU Eirini	12 OCT 2000
		IOANNOU Niki	18 DEC 2003
		VARELOPOULOU Eleni	27 SEP 2002
		MINADAKIS Alexandros	13 MAR 2002
ITA - Italy		D'AMICO Angelo	28 AUG 1999
		ZERILLI Mario Pietro	3 FEB 2003
		COZZARINI Annalisa	11 JUN 1987
		TRIPPI Silvia	9 JUN 1997
		PATRIGNANI Viola	31 MAR 2003
		FICARRA Giovanni	18 JUN 1996
MAR - Morocco		EL ALEJ Abderrahmane	21 FEB 2004
		BOUSSETA Ayoub	24 JAN 2001
		EL ALLAOUI Majdouline	23 JAN 2001
		JABBOUR Zainab	1 MAY 2004
		NKIRI Marwa	23 NOV 2006
		MRAGHI Brahim	10 OCT 1999
TUN - Tunisia		BEN HAMMOUDA Fedi	20 NOV 2002



## Entry List by Event

As of MON 11 SEP 2023

Country	No.	Name	Date of Birth
		HAFSA Mohamed Rayen	23 JUN 2004
		KRIMI Khadija	18 AUG 1995
		ZAMMALI Sarra	2 JAN 2001
		ZAMMALI Amina	8 FEB 2003
		SBEITIA Hani	3 APR 2001



## Medallists

Medal	Country	Name
GOLD MEDAL	ESP - Spain	DE MIGUEL GOMEZ Celia De Todos Los S FELIPE GARCIA Nadia GONZALEZ BUZON Carlos MARTIN DOMINGO Ander MIRAMON QUIROGA Adrian PURCAREA DAMIAN Maria Angeles
SILVER MEDAL	ITA - Italy	COZZARINI Annalisa D'AMICO Angelo FICARRA Giovanni PATRIGNANI Viola TRIPPI Silvia ZERILLI Mario Pietro
BRONZE MEDAL	CRO - Croatia	GIROTTI Paola KAIC Martina PUH Lovre UDOVICIC Nickol VARAT Nino ZUVANIC Sara



## Final Standings

Medal	Rank	Name	CTRY
Gold	1	Spain	ESP
Silver	2	Italy	ITA
Bronze	3	Croatia	CRO
	4	Tunisia	TUN
	5	Greece	GRE
	6	France	FRA
	7	Morocco	MAR

**Note:** Due to cancellation before Semifinals the results are based on time from Previous Round (TT).  
Rules 63.2, 63.5



SUN 10 SEP 2023

## Results

Officials:

Rank	Name	NOC	Heat	Lane	Time	Gap
1	<b>Spain</b> MARTIN DOMINGO Ander MIRAMON QUIROGA Adrian PURCAREA DAMIAN Maria Angeles DE MIGUEL GOMEZ Celia De Todos Los Santos FELIPE GARCIA Nadia GONZALEZ BUZON Carlos	ESP	TT2	2	12:19.39	
2	<b>Italy</b> D'AMICO Angelo ZERILLI Mario Pietro COZZARINI Annalisa TRIPPI Silvia PATRIGNANI Viola FICARRA Giovanni	ITA	TT4	1	12:37.41	18.02
3	<b>Croatia</b> VARAT Nino UDOVICIC Nickol ZUVANIC Sara KAIC Martina GIROTTI Paola PUH Lovre	CRO	TT3	1	12:43.29	23.90
4	<b>Tunisia</b> BEN HAMMOUDA Fedi HAFSA Mohamed Rayen KRIMI Khadija ZAMMALI Sarra ZAMMALI Amina SBEITIA Hani	TUN	TT1	2	12:50.29	30.90
5	<b>Greece</b> ZINTIRIDIS Konstantinos KALENTZIS Michail VARELOPOULOU Eirini IOANNOU Niki VARELOPOULOU Eleni MINADAKIS Alexandros	GRE	TT3	2	13:04.60	45.21



SUN 10 SEP 2023

## Results

Officials:

Rank	Name	NOC	Heat	Lane	Time	Gap
6	<b>France</b> DUBUIS Ludovic BOVE Ivan RAVERA-SCARAMOZZINO Elodie VILLALONGA Francesca ALFRED Edwige NOIROT Vincent	FRA	TT2	1	13:59.77	1:40.38
7	<b>Morocco</b> EL ALEJ Abderrahmane BOUSSETA Ayoub EL ALLAOUI Majdouline JABBOUR Zainab NKIRI Marwa MRAGHI Brahim	MAR	TT1	1	14:29.69	2:10.30

### LEGEND

<b>ADV</b> Advanced	<b>DNF</b> Did not Finish	<b>DNS</b> Did not start	<b>DQ</b> Disqualified
<b>DQB</b> Unsportsmanlike Behaviour	<b>PEN</b> Penalized	<b>RC</b> Re-compete	<b>WDR</b> Withdrawn
-	-	-	-
-	-	-	-

ROBXRELAY-----TT-----\_73 2.0

Report Created MON 11 SEP 2023 14:29

Page 2 / 2

Timing by TimeTronics - www.timetrronics.be / Data Processing by Microplus - www.microplus.it



## Competition Schedule

As of MON 11 SEP 2023

Date	Start Time	Estimated Finish Time	Event
SUN 10 SEP 2023	9:00	9:25	Men's Single (CM1x) Time Trial
	9:25	9:50	Women's Single (CW1x) Time Trial
	9:55	10:00	Men's Single (CM1x) Repechage Round
	10:00	10:10	Women's Single (CW1x) Repechage Round
	10:10	10:30	Men's Double (CM2x) Time Trial
	10:30	10:50	Women's Double (CW2x) Time Trial
	11:15	12:15	Mixed Mixed Relay Race Time Trial
TUE 12 SEP 2023	8:00	8:20	Men's Single (CM1x) Quarter-finals
	8:25	8:35	Men's Single (CM1x) Semi-finals
	8:40	8:45	Men's Single (CM1x) Bronze Medal Match
	8:45	8:50	Men's Single (CM1x) Gold Medal Match
	8:50	9:10	Women's Single (CW1x) Quarter-finals
	9:15	9:25	Women's Single (CW1x) Semi-finals
	9:30	9:35	Women's Single (CW1x) Bronze Medal Match
	9:35	9:40	Women's Single (CW1x) Gold Medal Match
	9:40	10:00	Men's Double (CM2x) Quarter-finals
	10:05	10:15	Men's Double (CM2x) Semi-finals
	10:20	10:25	Men's Double (CM2x) Bronze Medal Match
	10:25	10:30	Men's Double (CM2x) Gold Medal Match
	10:30	10:45	Women's Double (CW2x) Quarter-finals
	10:50	11:00	Women's Double (CW2x) Semi-finals
	11:05	11:10	Women's Double (CW2x) Bronze Medal Match
	11:10	11:15	Women's Double (CW2x) Gold Medal Match
	11:25	12:10	Mixed Mixed Relay Race Quarter-finals
12:15	12:45	Mixed Mixed Relay Race Semi-finals	
12:50	13:05	Mixed Mixed Relay Race Bronze Medal Match	
13:05	13:20	Mixed Mixed Relay Race Gold Medal Match	

# KARATE BEACH KATA

RESULTS  
BOOK

3<sup>rd</sup>

MEDITERRANEAN  
BEACH GAMES



HERAKLION







## Medal Standings

As of MON 11 SEP 2023 at 12:10

After 2 of 2 Events

Rank	Country	Men				Women				Total				Rank by total
		G	S	B	Tot	G	S	B	Tot	G	S	B	Tot	
1	ESP - Spain	1		1	2	1			1	2		1	3	1
2	ITA - Italy			1	1		1		1		1	1	2	= 2
2	MAR - Morocco		1		1			1	1		1	1	2	= 2
4	GRE - Greece							1	1			1	1	4
<b>Total:</b>		<b>1</b>	<b>1</b>	<b>2</b>	<b>4</b>	<b>1</b>	<b>1</b>	<b>2</b>	<b>4</b>	<b>2</b>	<b>2</b>	<b>4</b>	<b>8</b>	

### LEGEND

= Equal indicates the same rank

**B** Bronze

**G** Gold

**S** Silver

**Tot** Total



## Medallists by Event

As of MON 11 SEP 2023 at 12:10

After 2 of 2 Events

Event Name	Date	Medal	Name	Ctry Code
Women Kata	SUN 10 SEP 2023	GOLD	GARCIA LOZANO Paola	ESP
		SILVER	D'ONOFRIO Orsola	ITA
		BRONZE	AGALMAM Sanae	MAR
		BRONZE	XENOU Georgia Archontia	GRE
Men Kata	MON 11 SEP 2023	GOLD	MARTIN ROMERO Raul	ESP
		SILVER	EL MANSOURY Salah Eddine	MAR
		BRONZE	POLSINELLI Guido	ITA
		BRONZE	QUINTERO CAPDEVILA Damian Hugo	ESP



## Entry List by NOC

As of SUN 10 SEP 2023

Country	Name	Event Name	Date of Birth
<b>ALG</b> - <b>Algeria</b>	DAHLAB Aicha Narimene	Women Kata	22 DEC 1999
	BENMAKHLOUF Saber	Men Kata	6 JAN 2001
	<b>Total athletes: 2</b>		
<b>BIH</b> - <b>Bosnia and Herzegovina</b>	BOROVCANIN Isidora	Women Kata	15 APR 2001
	MUZUROVIC Ilda	Women Kata	4 NOV 2001
	JASARSPAHIC Miralem	Men Kata	10 JUL 1992
	SALKIC Tarik	Men Kata	13 NOV 2006
	<b>Total athletes: 4</b>		
<b>CRO</b> - <b>Croatia</b>	ECIMOVIC Matea	Women Kata	10 SEP 2003
	MALCEC Sara	Women Kata	7 AUG 2000
	RELIC Matija	Men Kata	22 SEP 2003
	SENJUG Maks Luka	Men Kata	7 MAR 1997
	<b>Total athletes: 4</b>		
<b>CYP</b> - <b>Cyprus</b>	KARAYIANNIDOU Nayia	Women Kata	2 NOV 2006
	ZARI Stefania	Women Kata	6 JAN 2005
	CHARALAMBIDES Stavros Alexandros	Men Kata	27 SEP 2006
	SAVVA Stylianos	Men Kata	27 MAY 2005
	<b>Total athletes: 4</b>		
<b>EGY</b> - <b>Egypt</b>	ABDELRAHIM Shahd	Women Kata	30 SEP 2004
	SEWIDAN Nourhan	Women Kata	27 AUG 2003
	AHMED Ammar	Men Kata	30 NOV 2004
	RAMADAN Tarek	Men Kata	9 JUN 2003
	<b>Total athletes: 4</b>		
<b>ESP</b> - <b>Spain</b>	GARCIA LOZANO Paola	Women Kata	22 FEB 2006
	ROY RUBIO Raquel	Women Kata	19 JUN 1998
	MARTIN ROMERO Raul	Men Kata	11 AUG 2001



## Entry List by NOC

As of SUN 10 SEP 2023

Country	Name	Event Name	Date of Birth
	QUINTERO CAPDEVILA Damian Hugo	Men Kata	4 JUL 1984
	<b>Total athletes: 4</b>		
<b>FRA</b>	<b>- France</b>		
	PIERI Laura	Women Kata	21 DEC 2003
	VINCENT Kethleen	Women Kata	8 JUL 2004
	NOUR MAURIS Lorick	Men Kata	5 MAR 2006
	TRAN Fabien	Men Kata	4 FEB 2003
	<b>Total athletes: 4</b>		
<b>GRE</b>	<b>- Greece</b>		
	TSIAKMAKI Athina	Women Kata	10 JUL 2007
	XENOU Georgia Archontia	Women Kata	10 JUN 1997
	KOUMASIS Charalampos	Men Kata	2 APR 1983
	MARKESINIS Lamprinos Marios	Men Kata	2 JUL 2003
	<b>Total athletes: 4</b>		
<b>ITA</b>	<b>- Italy</b>		
	D'ONOFRIO Orsola	Women Kata	17 MAY 2004
	ROVERSI Elena	Women Kata	2 JAN 2003
	PAPPALARDO Vincenzo	Men Kata	27 AUG 2005
	POLSINELLI Guido	Men Kata	6 OCT 2004
	<b>Total athletes: 4</b>		
<b>KOS</b>	<b>- Kosovo</b>		
	LOKI Alma	Women Kata	5 JAN 2005
	GJUKA Vektor	Men Kata	8 MAR 2001
	<b>Total athletes: 2</b>		
<b>LBA</b>	<b>- Libya</b>		
	BEN LAGHA Mohamed	Men Kata	26 FEB 2004
	<b>Total athletes: 1</b>		
<b>MAR</b>	<b>- Morocco</b>		
	AGALMAM Sanae	Women Kata	15 NOV 1997
	EN-NESYRY Aya	Women Kata	29 APR 2000
	CHAKIR Adnane	Men Kata	5 JAN 2002
	EL MANSOURY Salah Eddine	Men Kata	28 MAR 2004
	<b>Total athletes: 4</b>		



## Entry List by NOC

As of SUN 10 SEP 2023

Country	Name	Event Name	Date of Birth
<b>MNE</b> - Montenegro	MIJAC Vladimir	Men Kata	25 DEC 1999
	Total athletes: 1		
	<b>SYR</b> - Syrian Arab Republic		
	BRIMBO Ulfat	Women Kata	25 SEP 1992
	RESLAN Hadeel Abou	Women Kata	16 FEB 2004
	ALOWAN Khalid Abu	Men Kata	21 MAR 2004
	Total athletes: 3		



## Entry List by Event

Ctry	Name	Date of Birth
ALG - Algeria	DAHLAB Aicha Narimene	22 DEC 1999
BIH - Bosnia and Herzegovina	BOROVCANIN Isidora	15 APR 2001
	MUZUROVIC Ilda	4 NOV 2001
CRO - Croatia	ECIMOVIC Matea	10 SEP 2003
	MALCEC Sara	7 AUG 2000
CYP - Cyprus	KARAYIANNIDOU Nayia	2 NOV 2006
	ZARI Stefania	6 JAN 2005
EGY - Egypt	ABDELRAHIM Shahd	30 SEP 2004
	SEWIDAN Nourhan	27 AUG 2003
ESP - Spain	GARCIA LOZANO Paola	22 FEB 2006
	ROY RUBIO Raquel	19 JUN 1998
FRA - France	PIERI Laura	21 DEC 2003
	VINCENT Kethleen	8 JUL 2004
GRE - Greece	TSIAKMAKI Athina	10 JUL 2007
	XENOU Georgia Archontia	10 JUN 1997
ITA - Italy	D'ONOFRIO Orsola	17 MAY 2004
	ROVERSI Elena	2 JAN 2003
KOS - Kosovo	LOKI Alma	5 JAN 2005
MAR - Morocco	AGALMAM Sanae	15 NOV 1997
	EN-NESYRY Aya	29 APR 2000
SYR - Syrian Arab Republic	BRIMBO Ulfat	25 SEP 1992
	RESLAN Hadeel Abou	16 FEB 2004

Total athletes: 22



## Medallists

As of SUN 10 SEP 2023 at 12:22

Medal	Name	Ctry
GOLD	GARCIA LOZANO Paola	ESP - Spain
SILVER	D'ONOFRIO Orsola	ITA - Italy
BRONZE	AGALMAM Sanae	MAR - Morocco
BRONZE	XENOU Georgia Archontia	GRE - Greece



## Results Bracket - Final Phase

As of SUN 10 SEP 2023 at 12:24

Final

MEDALLISTS		
Gold	GARCIA LOZANO Paola	ESP
Silver	D'ONOFRIO Orsola	ITA
Bronze	AGALMAM Sanae	MA
Bronze	XENOU Georgia Archontia	GRE

D'ONOFRIO O	ITA	
		GARCIA LOZANO Paola 25.90-24.80
GARCIA LOZANO P	ESP	

### Bronze Contest

ROY RUBIO R	ESP	
AGALMAM S	MAR	24.80-23.30
		MAR

EN-NESYRY A	MAR	
XENOU G	GRE	25.10-24.60
		GRE





### Result list

Rank	Name	Ctry	Technic	J1	J2	J3	J4	J5	J6	J7	Total	TOTKat Q
1	GARCIA LOZANO Paola	ESP	Papuren	8.4	8.7	9.2	8.7	8.5			25.9	25.90
2	D'ONOFRIO Orsola	ITA	Papuren	8.1	8.5	8.0	8.4	8.3			24.8	24.80

### Officials

Name	Function
ANASTASIADES Demetres (GRE)	Judge 1
ENNEJAYI Mohammed (MAR)	Judge 2
JUKIC Tomislava (CRO)	Judge 3
MICHAELIDES Petros (CYP)	Judge 4
CHERIF Mohamed Ali (TUN)	Judge 5



### Result list

Rank	Name	Ctry	Technic	J1	J2	J3	J4	J5	J6	J7	Total	TOTKat Q
1	AGALMAM Sanae	MAR	Gankaku	8.2	8.4	8.2	8.1	8.4			24.8	24.80
2	ROY RUBIO Raquel	ESP	Chatanyara Ku	7.9	7.9	7.7	7.7	7.6			23.3	23.30

### Officials

Name	Function
CHERIF Mohamed Ali (TUN)	Judge 1
ANASTASIADES Demetres (GRE)	Judge 2
MICHAELIDES Petros (CYP)	Judge 3
RIYAD Zaoui (ALG)	Judge 4
JUKIC Tomislava (CRO)	Judge 5



### Result list

Rank	Name	Ctry	Technic	J1	J2	J3	J4	J5	J6	J7	Total	TOTKat Q
1	XENOU Georgia Archontia	GRE	Chatanyara Ku	8.3	8.5	8.3	8.8	8.2			25.1	25.10
2	EN-NESYRY Aya	MAR	Gojushiho Dai	8.2	8.2	8.2	7.8	8.4			24.6	24.60

### Officials

Name	Function
RIYAD Zaoui (ALG)	Judge 1
GARCIA Juan Carlos (ESP)	Judge 2
CHERIF Mohamed Ali (TUN)	Judge 3
JUKIC Tomislava (CRO)	Judge 4
KHANDOUSI Yahya (FRA)	Judge 5



### Result list

Rank	Name	Ctry	Technic	J1	J2	J3	J4	J5	J6	J7	Total	TOTKat	Q
1	D'ONOFRIO Orsola	ITA	Anan Dai	8.3	8.3	8.6	8.5	8.3			25.1	25.10	Q
2	ROY RUBIO Raquel	ESP	Papuren	8.5	7.8	8.4	8.4	7.9			24.7	24.70	Q
3	EN-NESYRY Aya	MAR	Unsu	8.1	8.2	8.2	8.2	8.1			24.5	24.50	Q
4	DAHLAB Aicha Narimene	ALG	Gojushiho Dai	7.8	8.1	8.0	8.0	7.7			23.8	23.80	

### Officials

Name	Function
ANASTASIADES Demetres (GRE)	Judge 1
CHERIF Mohamed Ali (TUN)	Judge 2
KHANDOUSI Yahya (FRA)	Judge 3
MICHAELIDES Petros (CYP)	Judge 4
JUKIC Tomislava (CRO)	Judge 5



### Result list

Rank	Name	Ctry	Technic	J1	J2	J3	J4	J5	J6	J7	Total	TOTKat	Q
1	GARCIA LOZANO Paola	ESP	Suparinpei	8.6	8.6	8.5	8.5	8.4			25.6	25.60	Q
2	XENOU Georgia Archontia	GRE	Anan Dai	8.8	8.3	8.2	8.3	8.1			24.8	24.80	Q
3	AGALMAM Sanae	MAR	Unsu	8.2	8.4	8.0	8.1	8.0			24.3	24.30	Q
4	TSIAKMAKI Athina	GRE	Papuren	7.6	7.6	7.7	8.0	7.8			23.1	23.10	

### Officials

Name	Function
JUKIC Tomislava (CRO)	Judge 1
KHANDOUSI Yahya (FRA)	Judge 2
RIYAD Zaoui (ALG)	Judge 3
MICHAELIDES Petros (CYP)	Judge 4
CHERIF Mohamed Ali (TUN)	Judge 5



### Result list

Rank	Name	Ctry	Technic	J1	J2	J3	J4	J5	J6	J7	Total	TOTKat	Q
1	ROY RUBIO Raquel	ESP	Suparinpei	8.5	8.0	8.2	8.2	8.2			24.6	24.60	Q
2	EN-NESRYR Aya	MAR	Gojushiho Sho	7.3	8.1	8.4	8.0	8.1			24.2	24.20	Q
3	ROVERSI Elena	ITA	Ohan Dai	8.7	8.2	7.9	7.8	7.9			24.0	24.00	
4	VINCENT Kethleen	FRA	Suparinpei	7.5	7.7	7.4	7.4	7.5			22.4	22.40	
5	BOROVCANIN Isidora	BIH	Gojushiho Dai	7.0	7.3	7.1	7.0	7.4			21.4	21.40	
6	BRIMBO Ulfat	SYR	Oyadomari No	6.1	7.0	6.8	6.4	6.4			19.6	19.60	

### Officials

Name	Function
JUKIC Tomislava (CRO)	Judge 1
CHERIF Mohamed Ali (TUN)	Judge 2
ANASTASIADES Demetres (GRE)	Judge 3
KHANDOUSI Yahya (FRA)	Judge 4
ENNEJAYI Mohammed (MAR)	Judge 5



### Result list

Rank	Name	Ctry	Technic	J1	J2	J3	J4	J5	J6	J7	Total	TOTKat	Q
1	D'ONOFRIO Orsola	ITA	Kururunfa	7.9	8.1	8.1	8.4	8.3			24.5	24.50	Q
2	DAHLAB Aicha Narimene	ALG	Gojushiho Sho	8.1	7.9	8.0	8.3	8.1			24.2	24.20	Q
3	PIERI Laura	FRA	Kururunfa	7.8	7.5	7.8	7.7	7.9			23.3	23.30	
4	ZARI Stefania	CYP	Papuren	7.4	7.0	7.6	6.7	7.4			21.8	21.80	
5	RESLAN Hadeel Abou	SYR	Kosoukun Dai	6.9	6.5	6.8	6.8	6.8			20.4	20.40	
<b>DSQ</b>	SEWIDAN Nourhan	EGY										0.00	

### Officials

Name	Function
CHERIF Mohamed Ali (TUN)	Judge 1
JUKIC Tomislava (CRO)	Judge 2
ENNEJAYI Mohammed (MAR)	Judge 3
GARCIA Juan Carlos (ESP)	Judge 4
MICHAELIDES Petros (CYP)	Judge 5



### Result list

Rank	Name	Ctry	Technic	J1	J2	J3	J4	J5	J6	J7	Total	TOTKat	Q
1	GARCIA LOZANO Paola	ESP	Kururunfa	8.3	8.4	8.3	8.6	8.4			25.1	25.10	Q
2	TSIAKMAKI Athina	GRE	Anan Dai	7.8	8.1	7.6	7.8	7.9			23.5	23.50	Q
3	MALCEC Sara	CRO	Papuren	7.9	7.8	7.4	8.0	7.7			23.4	23.40	
4	KARAYIANNIDOU Navia	CYP	Papuren	6.8	6.7	6.7	7.0	7.4			20.5	20.50	
DSQ	ABDELRAHIM Shahd	EGY										0.00	

Name	Officials	Function
RIYAD Zaoui (ALG)		Judge 1
GARCIA Juan Carlos (ESP)		Judge 2
KHANDOUSI Yahya (FRA)		Judge 3
JUKIC Tomislava (CRO)		Judge 4
CHERIF Mohamed Ali (TUN)		Judge 5





### Result list

Rank	Name	Ctry	Technic	J1	J2	J3	J4	J5	J6	J7	Total	TOTKat	Q
1	XENOU Georgia Archontia	GRE	Papuren	8.1	8.1	8.1	8.2	8.4			24.4	24.40	Q
2	AGALMAM Sanae	MAR	Gojushiho Sho	7.7	7.9	8.0	7.9	7.8			23.6	23.60	Q
3	LOKI Alma	KOS	Papuren	7.6	7.7	7.7	7.8	7.6			23.0	23.00	
4	MUZUROVIC Ilda	BIH	Gojushiho Dai	6.9	7.0	7.1	7.4	6.9			21.0	21.00	
5	ECIMOVIC Matea	CRO	Kanku Sho	6.7	7.2	7.2	6.8	7.0			21.0	21.00	

### Officials

Name	Function
MICHAELIDES Petros (CYP)	Judge 1
CHERIF Mohamed Ali (TUN)	Judge 2
RIYAD Zaoui (ALG)	Judge 3
KHANDOUSI Yahya (FRA)	Judge 4
GARCIA Juan Carlos (ESP)	Judge 5



## Entry List by Event

Ctry	Name	Date of Birth
ALG - Algeria	BENMAKHLOUF Saber	6 JAN 2001
BIH - Bosnia and Herzegovina	JASARSPAHIC Miralem	10 JUL 1992
	SALKIC Tarik	13 NOV 2006
CRO - Croatia	RELIC Matija	22 SEP 2003
	SENJUG Maks Luka	7 MAR 1997
CYP - Cyprus	CHARALAMBIDES Stavros Alexandros	27 SEP 2006
	SAVVA Stylianos	27 MAY 2005
EGY - Egypt	AHMED Ammar	30 NOV 2004
	RAMADAN Tarek	9 JUN 2003
ESP - Spain	MARTIN ROMERO Raul	11 AUG 2001
	QUINTERO CAPDEVILA Damian Hugo	4 JUL 1984
FRA - France	NOUR MAURIS Lorick	5 MAR 2006
	TRAN Fabien	4 FEB 2003
GRE - Greece	KOUMASIS Charalampos	2 APR 1983
	MARKESINIS Lamprinos Marios	2 JUL 2003
ITA - Italy	PAPPALARDO Vincenzo	27 AUG 2005
	POLSINELLI Guido	6 OCT 2004
KOS - Kosovo	GJUKA Ventor	8 MAR 2001
LBA - Libya	BEN LAGHA Mohamed	26 FEB 2004
MAR - Morocco	CHAKIR Adnane	5 JAN 2002
	EL MANSOURY Salah Eddine	28 MAR 2004
MNE - Montenegro	MIJAC Vladimir	25 DEC 1999
SYR - Syrian Arab Republic	ALOWAN Khalid Abu	21 MAR 2004

Total athletes: 23



## Medallists

As of SUN 10 SEP 2023 at 12:23

Medal	Name	Ctry
GOLD	MARTIN ROMERO Raul	ESP - Spain
SILVER	EL MANSOURY Salah Eddine	MAR - Morocco
BRONZE	POLSINELLI Guido	ITA - Italy
BRONZE	QUINTERO CAPDEVILA Damian Hugo	ESP - Spain



## Results Bracket - Final Phase

As of MON 11 SEP 2023 at 12:08

Final

MEDALLISTS		
Gold	MARTIN ROMERO Raul	ESP
Silver	EL MANSOURY Salah Eddine	MA
Bronze	POLSINELLI Guido	ITA
Bronze	QUINTERO CAPDEVILA Damian	ESP

MARTIN ROMERO R	ESP	
		MARTIN ROMERO Raul 25.20-24.40
EL MANSOURY S	MAR	

### Bronze Contest

QUINTERO CAPDEVILA D	ESP	QUINTERO CAPDEVILA D	ESP
BENMAKHOUF S	ALG	24.90-24.10	
POLSINELLI G	ITA	POLSINELLI G	ITA
PAPPALARDO V	ITA	24.60-24.30	



### Result list

Rank	Name	Ctry	Technic	J1	J2	J3	J4	J5	J6	J7	Total	TOTKat Q
1	MARTIN ROMERO Raul	ESP	Suparinpei	8.3	8.4	8.5	8.3	8.5			25.2	25.20
2	EL MANSOURY Salah Eddi	MAR	Kanku Sho	8.1	8.0	8.2	8.1	8.3			24.4	24.40

### Officials

Name	Function
CHERIF Mohamed Ali (TUN)	Judge 1
MICHAELIDES Petros (CYP)	Judge 2
JUKIC Tomislava (CRO)	Judge 3
ANASTASIADES Demetres (GRE)	Judge 4
RIYAD Zaoui (ALG)	Judge 5



### Result list

Rank	Name	Ctry	Technic	J1	J2	J3	J4	J5	J6	J7	Total	TOTKat Q
1	QUINTERO CAPDEVILA D	ESP	Suparinpei	8.3	8.3	8.3	8.3	8.4			24.9	24.90
2	BENMAKHLOUF Saber	ALG	Gojushiho Dai	8.0	8.1	7.9	8.0	8.2			24.1	24.10

### Officials

Name	Function
JUKIC Tomislava (CRO)	Judge 1
CHERIF Mohamed Ali (TUN)	Judge 2
ANASTASIADES Demetres (GRE)	Judge 3
MICHAELIDES Petros (CYP)	Judge 4
KHANDOUSI Yahya (FRA)	Judge 5



### Result list

Rank	Name	Ctry	Technic	J1	J2	J3	J4	J5	J6	J7	Total	TOTKat	Q
1	POLSINELLI Guido	ITA	Gojushiho Sho	8.1	8.4	8.3	8.2	8.1			24.6	24.60	
2	PAPPALARDO Vincenzo	ITA	Gojushiho Dai	8.2	8.1	8.0	8.0	8.2			24.3	24.30	

### Officials

Name	Function
RIYAD Zaoui (ALG)	Judge 1
ENNEJAYI Mohammed (MAR)	Judge 2
JUKIC Tomislava (CRO)	Judge 3
ANASTASIADES Demetres (GRE)	Judge 4
MICHAELIDES Petros (CYP)	Judge 5



### Result list

Rank	Name	Ctry	Technic	J1	J2	J3	J4	J5	J6	J7	Total	TOTKat	Q
1	MARTIN ROMERO Raul	ESP	Chibana No Ku	8.5	8.3	8.6	8.3	8.5			25.3	25.30	Q
2	QUINTERO CAPDEVILA D	ESP	Pachu	8.2	8.8	8.4	8.4	8.3			25.1	25.10	Q
3	POLSINELLI Guido	ITA	Unsu	8.1	8.0	8.0	8.2	8.0			24.1	24.10	Q
4	TRAN Fabien	FRA	Ohan Dai	7.8	7.6	7.8	7.6	7.8			23.2	23.20	

### Officials

Name	Function
CHERIF Mohamed Ali (TUN)	Judge 1
JUKIC Tomislava (CRO)	Judge 2
ANASTASIADES Demetres (GRE)	Judge 3
MICHAELIDES Petros (CYP)	Judge 4
RIYAD Zaoui (ALG)	Judge 5





### Result list

Rank	Name	Ctry	Technic	J1	J2	J3	J4	J5	J6	J7	Total	TOTKat	Q
1	EL MANSOURY Salah Eddi	MAR	Unsu	8.1	8.2	8.5	8.3	8.3			24.8	24.80	Q
2	PAPPALARDO Vincenzo	ITA	Kanku Sho	8.2	8.0	8.4	8.0	8.1			24.3	24.30	Q
3	BENMAKHLOUF Saber	ALG	Unsu	8.3	7.8	8.2	8.2	7.9			24.3	24.30	Q
4	RELIC Matija	CRO	Anan Dai	8.0	7.7	7.8	7.8	7.8			23.4	23.40	

### Officials

Name	Function
GARCIA Juan Carlos (ESP)	Judge 1
ANASTASIADES Demetres (GRE)	Judge 2
MICHAELIDES Petros (CYP)	Judge 3
CHERIF Mohamed Ali (TUN)	Judge 4
KHANDOUSI Yahya (FRA)	Judge 5



### Result list

Rank	Name	Ctry	Technic	J1	J2	J3	J4	J5	J6	J7	Total	TOTKat	Q
1	QUINTERO CAPDEVILA D	ESP	Kururunfa	8.9	8.2	8.3	8.2	8.2			24.7	24.70	Q
2	POLSINELLI Guido	ITA	Gojushiho Dai	8.2	8.0	8.1	8.0	8.0			24.1	24.10	Q
3	SALKIC Tarik	BIH	Gojushiho Sho	7.6	7.6	7.8	7.7	7.7			23.0	23.00	
4	CHARALAMBIDES Stavros	CYP	Suparinpei	6.2	7.4	7.3	7.4	7.3			22.0	22.00	
5	BEN LAGHA Mohamed	LBA	Gojushiho Sho	7.3	6.8	6.6	6.8	6.9			20.5	20.50	
<b>DSQ</b>	AHMED Ammar	EGY										0.00	

### Officials

Name	Function
ENNEJAYI Mohammed (MAR)	Judge 1
ANASTASIADES Demetres (GRE)	Judge 2
KHANDOUSI Yahya (FRA)	Judge 3
RIYAD Zaoui (ALG)	Judge 4
CHERIF Mohamed Ali (TUN)	Judge 5



### Result list

Rank	Name	Ctry	Technic	J1	J2	J3	J4	J5	J6	J7	Total	TOTKat	Q
1	MARTIN ROMERO Raul	ESP	Anan	8.3	8.3	8.3	8.3	8.2			24.9	24.90	Q
2	TRAN Fabien	FRA	Gojushiho Sho	7.9	8.1	7.8	7.8	7.9			23.6	23.60	Q
3	JASARSPAHIC Miralem	BIH	Gojushiho Sho	7.6	7.6	7.6	7.3	7.2			22.5	22.50	
4	GJUKA Vektor	KOS	Anan	7.4	7.4	7.4	7.4	7.0			22.2	22.20	
5	KOUMASIS Charalampos	GRE	Enpi	7.2	7.2	7.0	7.2	7.4			21.6	21.60	
<b>DSQ</b>	RAMADAN Tarek	EGY										0.00	

### Officials

Name	Function
RIYAD Zaoui (ALG)	Judge 1
MICHAELIDES Petros (CYP)	Judge 2
CHERIF Mohamed Ali (TUN)	Judge 3
ENNEJAYI Mohammed (MAR)	Judge 4
JUKIC Tomislava (CRO)	Judge 5



### Result list

Rank	Name	Ctry	Technic	J1	J2	J3	J4	J5	J6	J7	Total	TOTKat	Q
1	EL MANSOURY Salah Eddi	MAR	Gojushiho Sho	8.2	8.0	8.1	8.1	7.8			24.2	24.20	Q
2	PAPPALARDO Vincenzo	ITA	Gojushiho Sho	8.0	7.9	8.3	7.9	8.1			24.0	24.00	Q
3	MIJAC Vladimir	MNE	Gojushiho Sho	7.8	7.6	7.8	8.0	7.6			23.2	23.20	
4	NOUR MAURIS Lorick	FRA	Chibana No Ku	7.5	7.8	7.3	7.2	7.2			22.0	22.00	
5	SENJUG Maks Luka	CRO	Kururunfa	7.3	7.5	7.1	7.7	7.0			21.9	21.90	
<b>DSQ</b>	ALOWAN Khalid Abu	SYR										0.00	

### Officials

Name	Function
GARCIA Juan Carlos (ESP)	Judge 1
CHERIF Mohamed Ali (TUN)	Judge 2
MICHAELIDES Petros (CYP)	Judge 3
JUKIC Tomislava (CRO)	Judge 4
ANASTASIADES Demetres (GRE)	Judge 5



### Result list

Rank	Name	Ctry	Technic	J1	J2	J3	J4	J5	J6	J7	Total	TOTKat	Q
1	BENMAKHLOUF Saber	ALG	Gojushiho Sho	7.9	8.1	7.9	8.1	8.2			24.1	24.10	Q
2	RELIC Matija	CRO	Kururunfa	8.1	8.0	8.1	7.5	7.3			23.6	23.60	Q
3	CHAKIR Adnane	MAR	Gojushiho Sho	7.8	7.8	7.1	7.9	8.1			23.5	23.50	
4	MARKESINIS Lamprinos M	GRE	Unsu	7.7	7.7	7.7	7.6	7.7			23.1	23.10	
5	SAVVA Stylianos	CYP	Kanku Sho	6.7	7.2	6.8	7.3	7.3			21.3	21.30	

### Officials

Name	Function
KHANDOUSI Yahya (FRA)	Judge 1
GARCIA Juan Carlos (ESP)	Judge 2
JUKIC Tomislava (CRO)	Judge 3
CHERIF Mohamed Ali (TUN)	Judge 4
ENNEJAYI Mohammed (MAR)	Judge 5



## Competition Officials

As of SUN 10 SEP 2023

Function	Name	Organisation
MKFU Delegate	Bechir CHERIF	TUN - Tunisia
	Andreas VASILEIOU	CYP - Cyprus
	Eldin Mohamed MOHEY	EGY - Egypt
	Stavros STAVRIANIDES	GRE - Greece
	Cinzia COLAIACOMO	ITA - Italy
Referee	Metayout ZITOUNI	
	Demetres ANASTASIADES	GRE - Greece
Judge	Mohamed Ali CHERIF	TUN - Tunisia
	Tomislava JUKIC	CRO - Croatia
	Petros MICHAELIDES	CYP - Cyprus
	Mohammed ENNEJAYI	MAR - Morocco
	Yahya KHANDOUSI	FRA - France
	Zaoui RIYAD	ALG - Algeria
	Juan Carlos GARCIA	ESP - Spain



## Competition Schedule

As of SUN 10 SEP 2023

Date	Session	Start Time	Estimated Finish Time	Event / Round
SUN 10 SEP	1	08:00	12:00	Women Kata Preliminary Rounds,Finals
MON 11 SE	2	08:00	12:00	Men Kata Preliminary Rounds,Finals